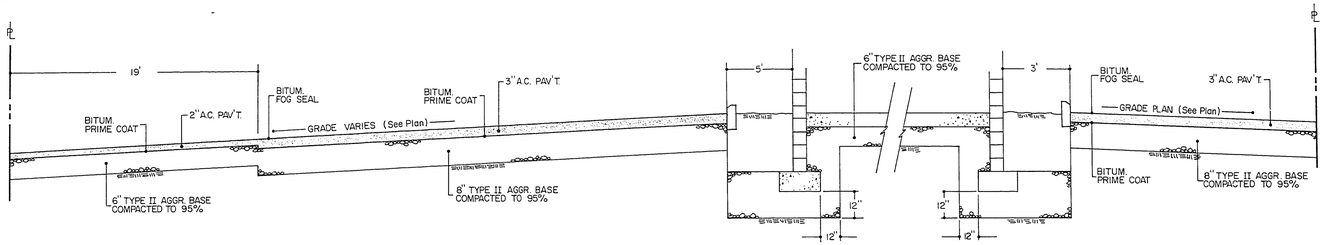

NOTE: ALL CONCRETE TO BE 3000 PSI MIN.
REINFORCING TO BE ASTM 615 GRADE 40 OR 60

1 / C-1 THRU-BUILDING CROSS SECTION
LOOKING SOUTH — NO SCALE

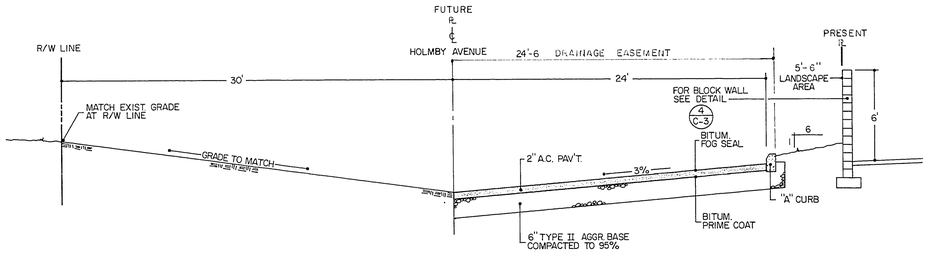

2 / C-1 HOLMBY AVENUE DRAINAGE SECTION
LOOKING WEST — NO SCALE

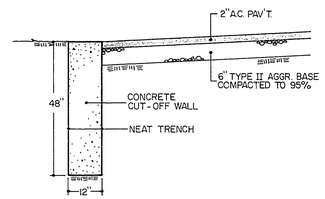

3 / C-1 CONCRETE CUT-OFF WALL
NO SCALE

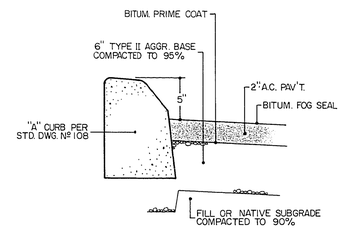

4 / C-1 TYPICAL "A" CURB SECTION
NO SCALE

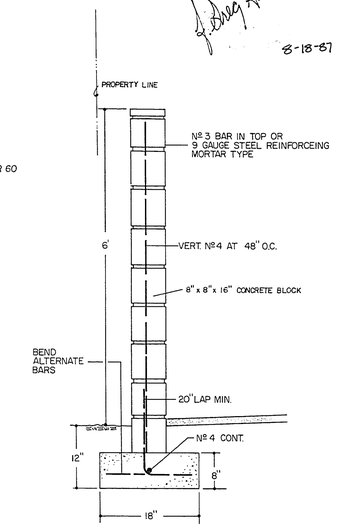

5 / C-1 BLOCK WALL DETAIL
LOOKING SOUTH — NO SCALE

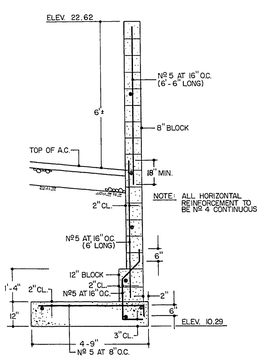

6 / C-1 FLOOD WALL DETAIL
LOOKING SOUTH — NO SCALE

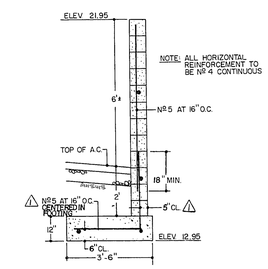

7 / C-1 FLOOD WALL DETAIL
LOOKING SOUTH — NO SCALE

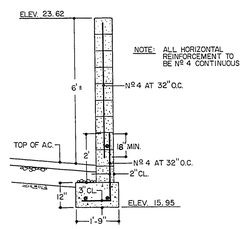

8 / C-1 RETAINING WALL DETAIL
LOOKING SOUTH — NO SCALE

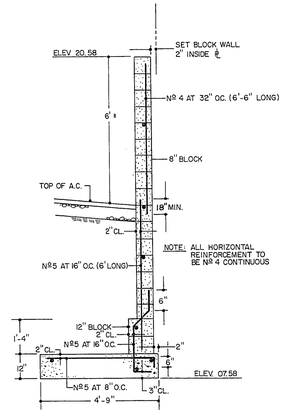

9 / C-1 RETAINING WALL DETAIL
LOOKING NORTH — NO SCALE

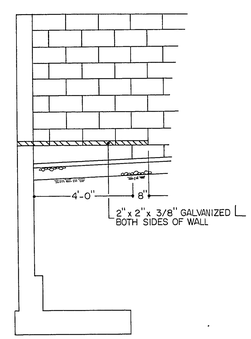

10 / C-1 ON-SITE DRAINAGE OUTLET
LOOKING SOUTH — NO SCALE

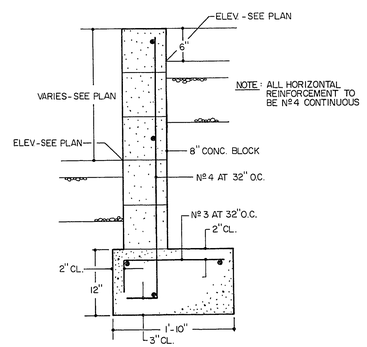

11 / C-1 LOADING RAMP RETAINING WALL
NO SCALE

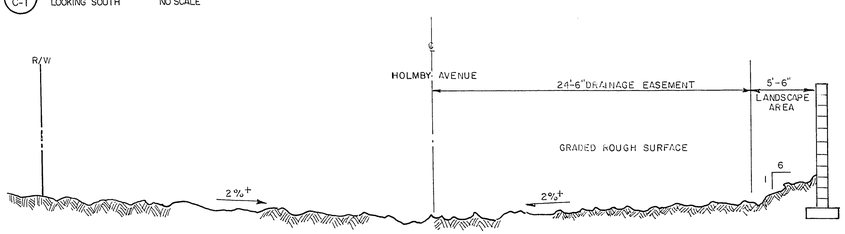

ALTERNATE SECTION TO BE USED (@ Direction of CLV)
IF CALICHE IS PRESENT

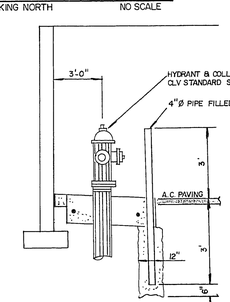

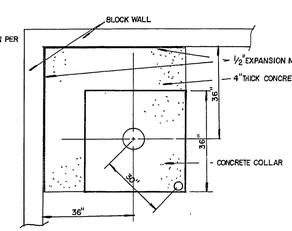

12 / C-1 FIRE HYDRANT INSTALLATION
NO SCALE

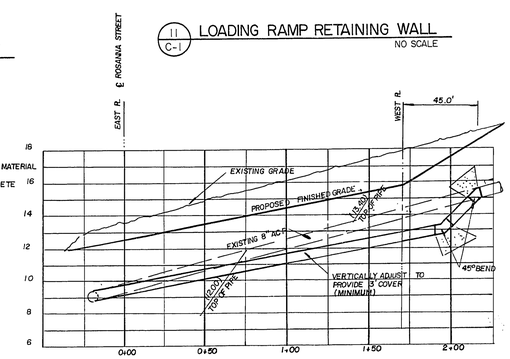

HOLMBY AVENUE WATER LINE ADJUSTMENT
SCALE: HORIZ 1" = 40'
VERT 1" = 4'

8-18-87

REVISIONS		
Nº	DATE	DESCRIPTION

PREPARED FOR:
BRUCE Mc CLENAHAN

DATE:
DESIGNED:
DRAWN: MD
CHECKED:
SCALE: AS NOTED

1500 EAST TROPICANA
SUITE 125
LAS VEGAS, NEVADA 89119
(702) 798-1007
MUNDHIR ELJUMAILY ASSOCIATES

WEST CHARLESTON
RETAIL FACILITY

SHEET
C-3
OF
C-3

E-3 303 107-V1510