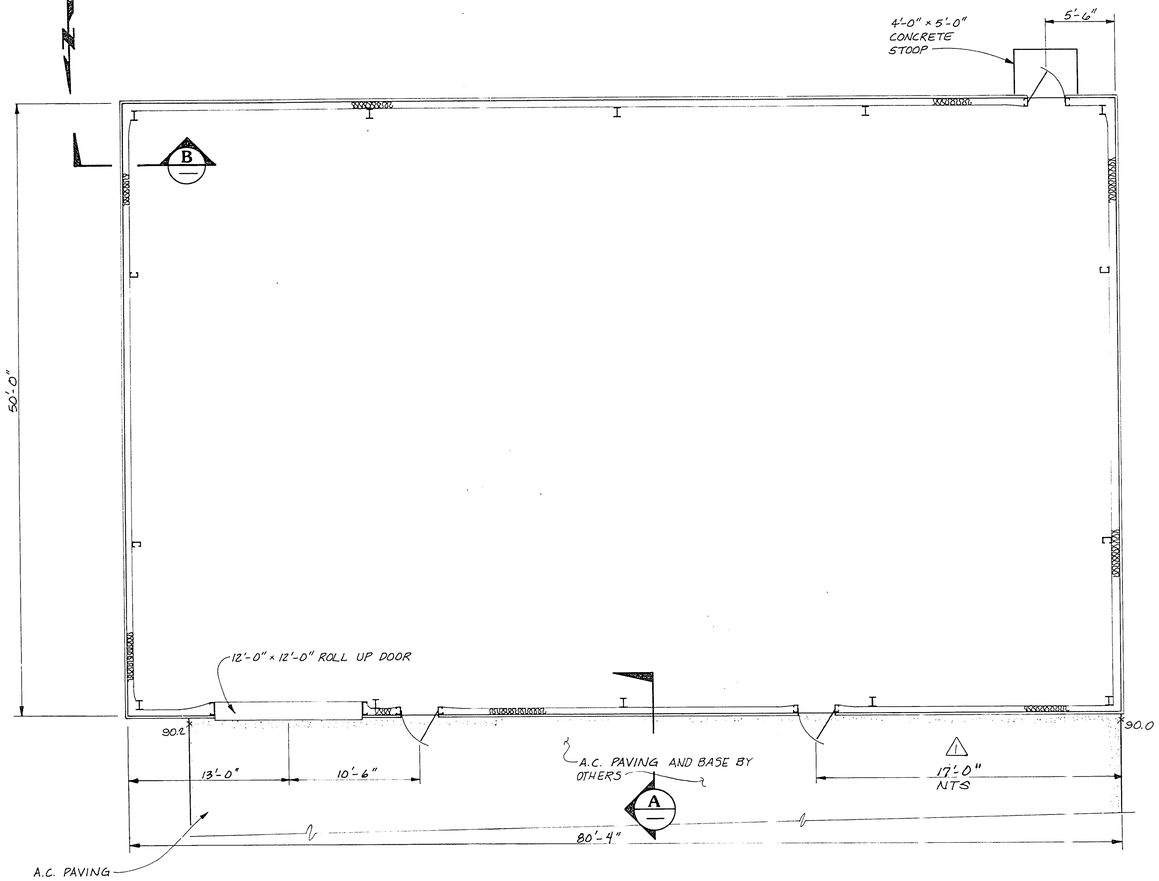

FLOOR PLAN

3/16" = 1'-0"

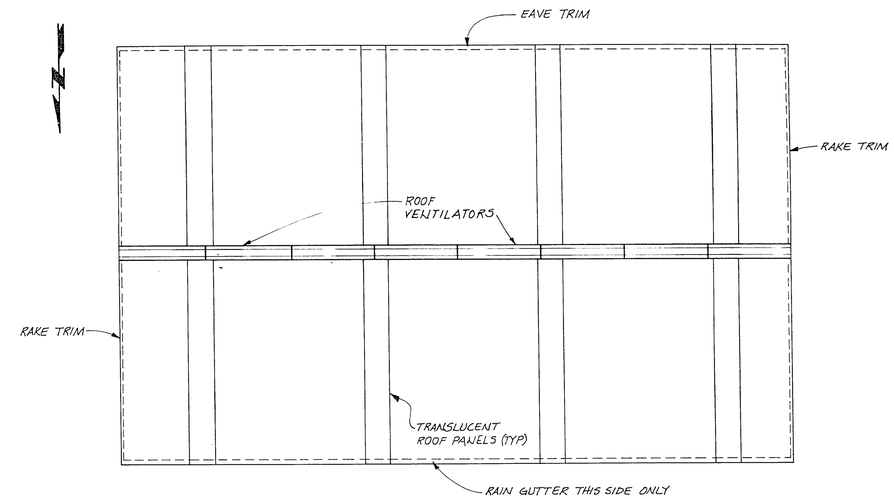

ROOF PLAN

1/8" = 1'-0"

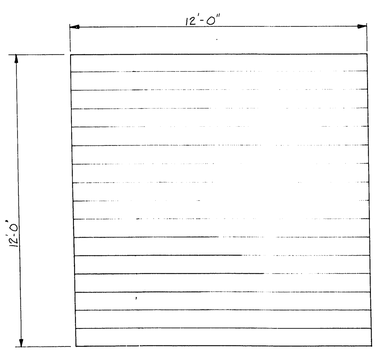

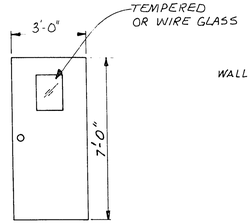

DOOR DETAILS

3/8" = 1'-0"

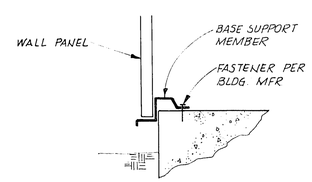

BASE SUPPORT DETAIL

NTS

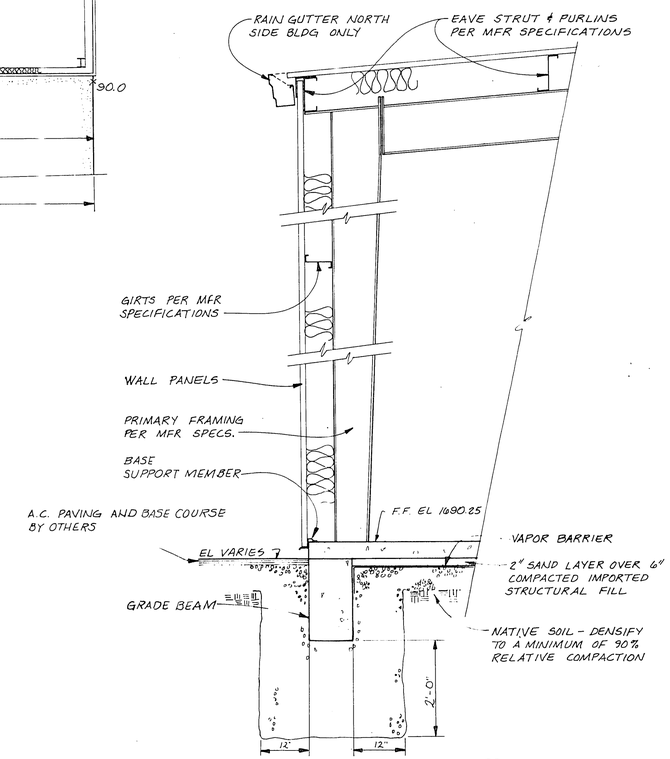

SECTION A

3/4" = 1'-0"

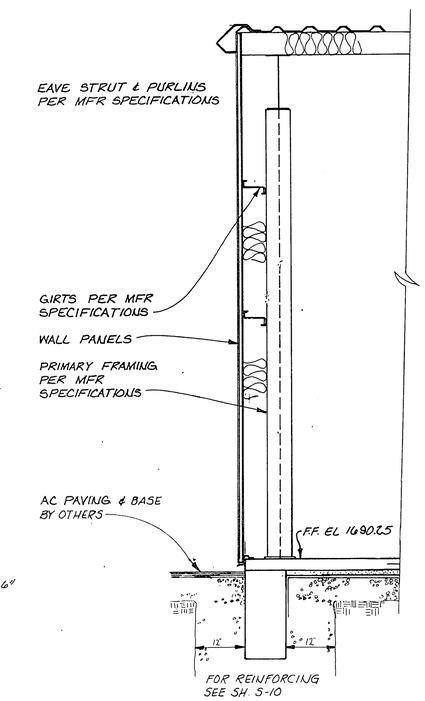

SECTION B

3/4" = 1'-0"

CULP • WESNER • CULP
CONSULTING ENGINEERS
CAMERON PARK, CA SANTA ANA, CA
DENVER, CO EDMONDS, WA

HDR
CH2M HILL, Inc.
Harry Dodge Associates, Inc.
Consultants

STATE OF NEVADA
REGISTERED PROFESSIONAL ENGINEER
DAVID A. PARKER
No. 7246

Job No. 740.15
Designed BMP
Drawn BMP
Checked JBG
Approved DAP
Date 4/24/89

No.	By	Revision Description	Date
1	JAM	F.O. #1	8/89
	HJL	CORRECTED TO CONFORM TO CONSTRUCTION RECORDS	7/90

BAR IS ONE INCH ON ORIGINAL DRAWING
0 1"

City of Las Vegas
WASTEWATER TREATMENT PLANT
Contract No. 5
Maintenance & Storage Buildings

STORAGE BUILDING
FLOOR PLAN, ROOF PLAN, SECTIONS & DETAILS

Sheet 33
S-9
of 57

7-1-13

311.25