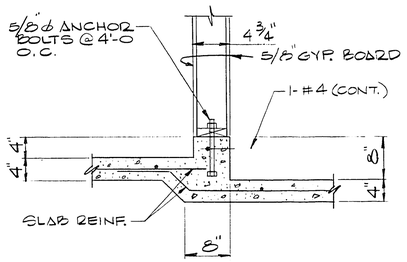

SECTION A (S-1)
1" = 1'-0

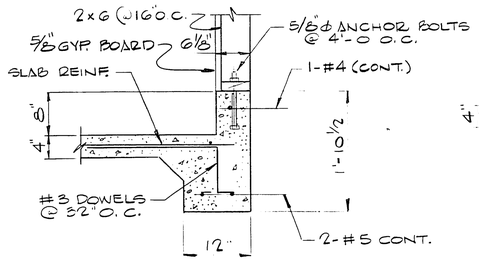

SECTION B (S-1)
1" = 1'-0

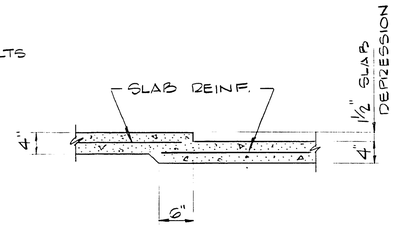

SECTION C (S-1)
1" = 1'-0

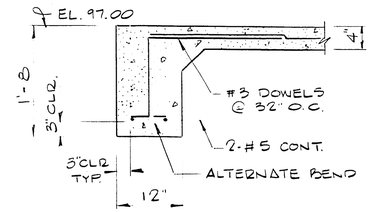

SECTION D (S-1)
1" = 1'-0

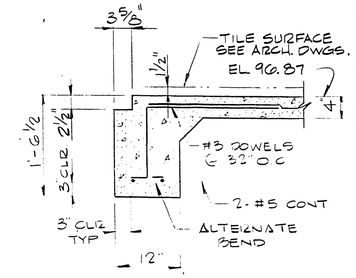

SECTION E (S-1)
1" = 1'-0

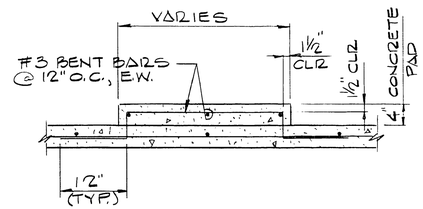

SECTION F (S-1)
1" = 1'-0

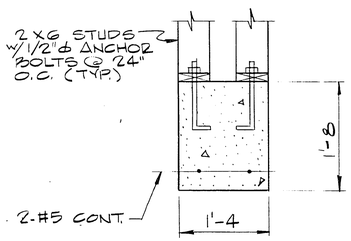

SECTION G (S-1)
1" = 1'-0

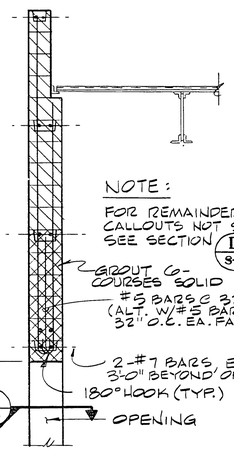

SECTION K (S-2)
1/2" = 1'-0"

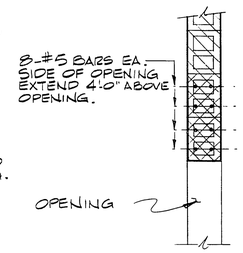

SECTION L
1/2" = 1'-0"

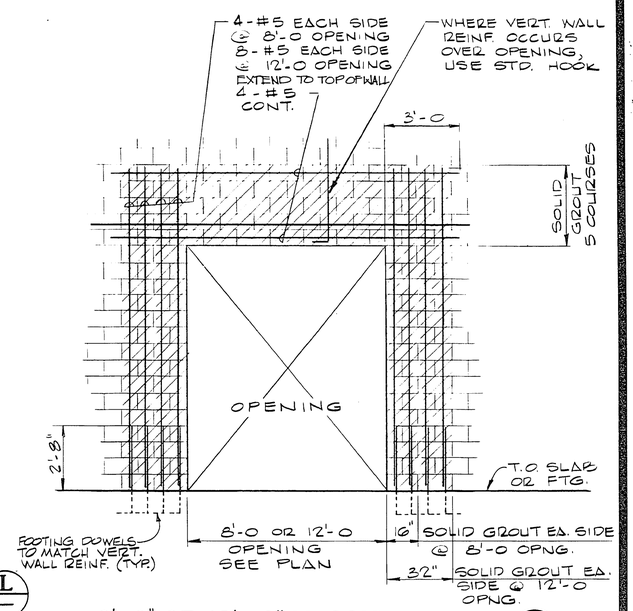

8'-0" OR 12'-0" MASONRY OPENING DETAIL (5 / S-7)

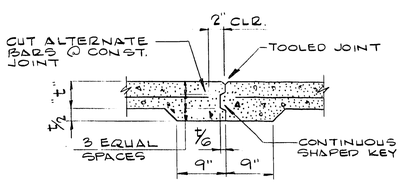

CONSTRUCTION JOINT

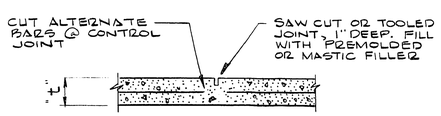

IF SAW CUT JOINT IS USED, IT MUST BE DONE AS SOON AS CONCRETE HAS SUFFICIENT SET TO ALL SAW CUT WITHOUT PULLING OUT AGGREGATE. (TIME NOT TO EXCEED 24 HOURS)

CONTROL JOINT

JOINTS IN SLABS ON GRADE (1)
N.T.S.

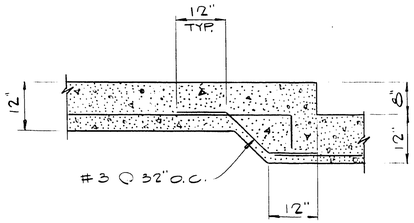

STEPPED FOOTING DETAIL (2 / S-1)
3/4" = 1'-0

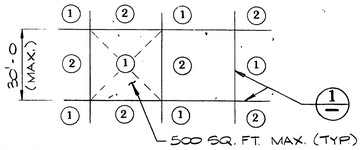

NOTE:
1. WHERE CONT. POUR IS NOT USED, PANELS SHALL BE POURED IN CHECKERBOARD PATTERN. (1) = FIRST POUR (2) = SECOND POUR
2. PANELS TO BE DIVIDED BY CONSTRUCTION JOINTS AT CENTER LINE OF COLS. & SUBDIVIDED AS REQUIRED INTO AREAS NOT EXCEEDING 500 SQ. FT. BY CONTROL JOINTS.
3. IN AREAS WHERE COLUMNS DO NOT OCCUR PROVIDE CONSTRUCTION AND/OR CONTROL JOINTS AS SHOWN ABOVE.
4. CONTRACTOR SHALL OBTAIN ARCHITECT'S APPROVAL FOR ALL JOINT LOCATIONS.
5. FOR ALTERNATE CONTINUOUS POUR METHOD SEE (4)

METHOD OF POURING SLAB ON GRADE (3 / S-1)

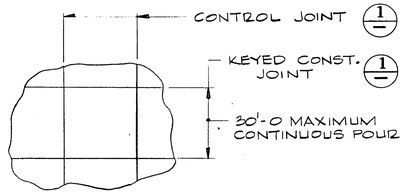

ALSO SEE (3)

METHOD OF POURING SLAB ON GRADE - ALTERNATE (4)

7-1-109

3/1/25

CULP/WESNER/CULP
CAMERON PARK, CALIFORNIA
SANTA ANA, CALIFORNIA — DENVER, COLORADO

H D R ENGINEERING, INC.

Job No. 740.15
Designed GCW
Drawn GCW
Checked
Approved
Date

No.	By	Revision Description	Date
1		CORRECTED ACCORDING TO CONSTRUCTION RECORDS	12/98

G.C. WALLACE Consulting Engineers, Inc.
1055 South Rainbow Blvd • Las Vegas, Nevada 89102 • 363-1200

CITY OF LAS VEGAS
WASTEWATER TREATMENT PLANT
Maintenance & Storage Buildings
Contract No. 6

MAINTENANCE BUILDING
SECTIONS & DETAILS

Sheet 29
S-5
of 57