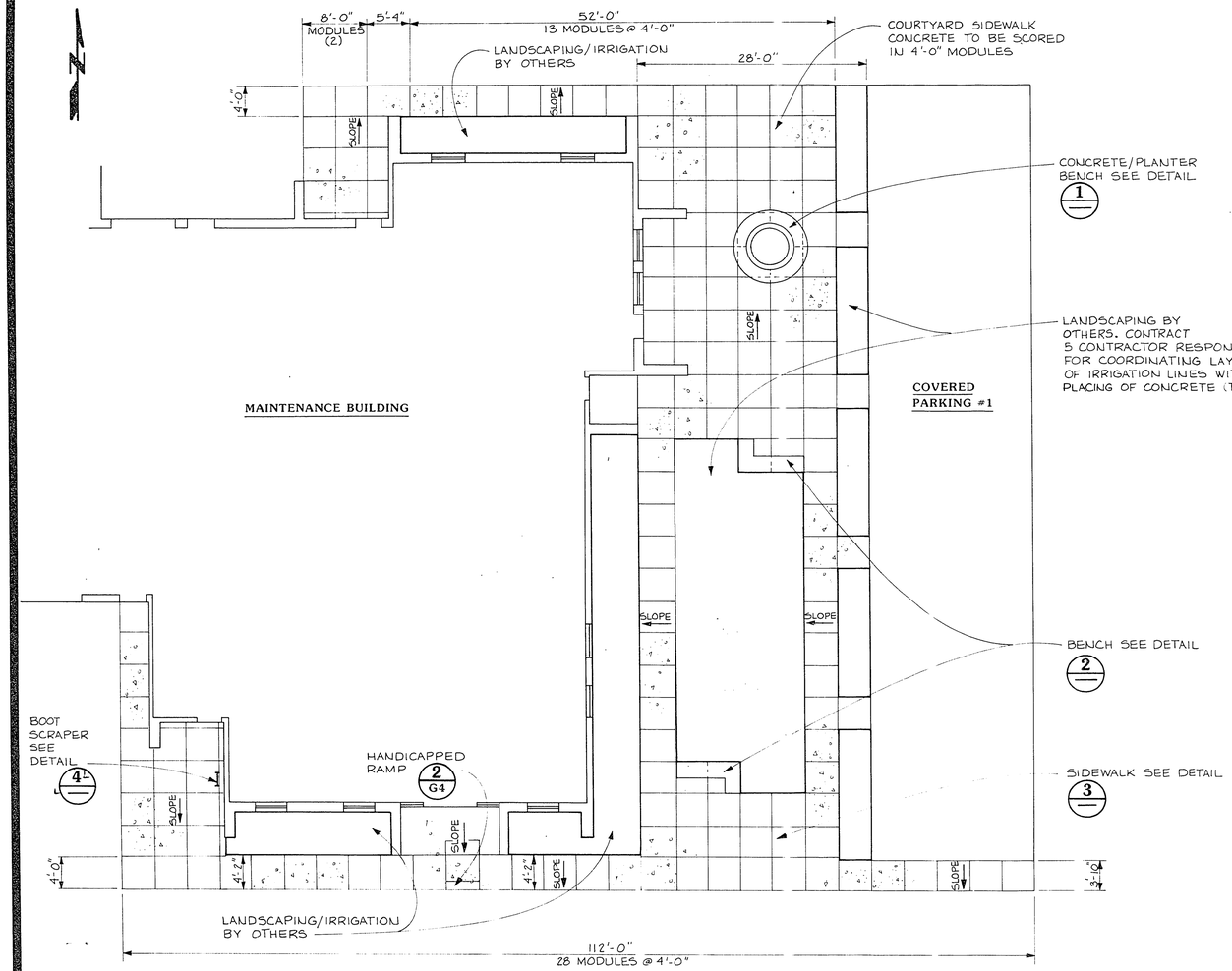

COURTYARD SIDEWALK PLAN
1/8" = 1'-0"

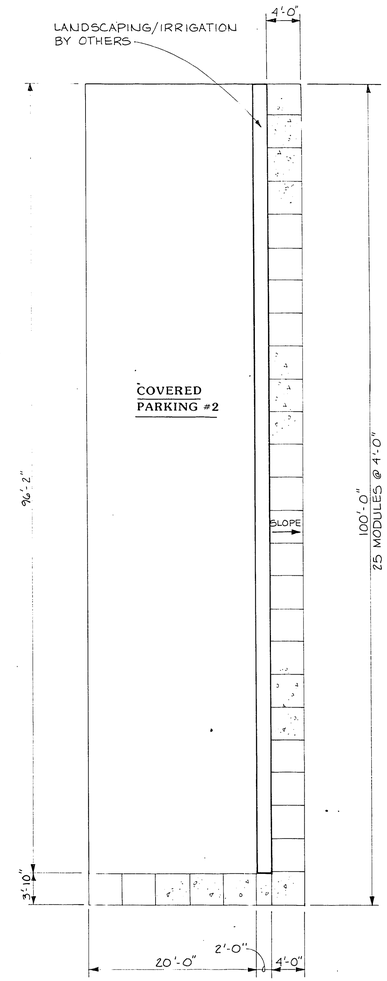

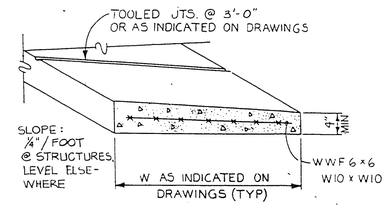

DETAIL 3
NTS

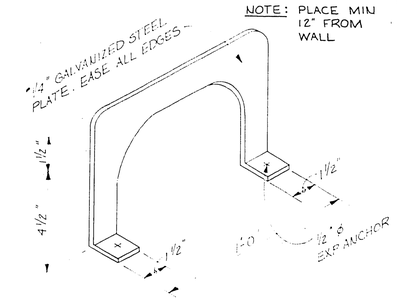

DETAIL 4
3" = 1'-0"

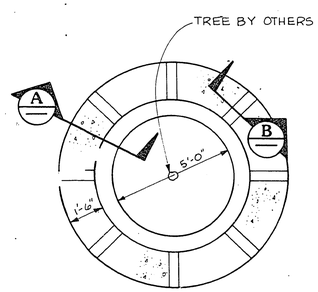

DETAIL 1
3/8" = 1'-0"

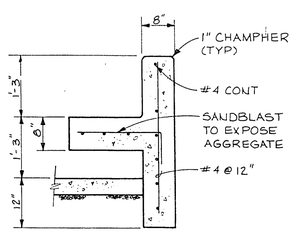

SECTION A
3/4" = 1'-0"

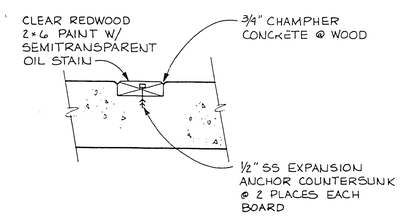

SECTION B
3/4" = 1'-0"

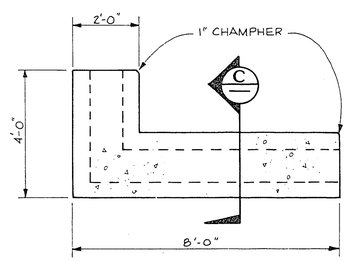

DETAIL 2
1/2" = 1'-0"

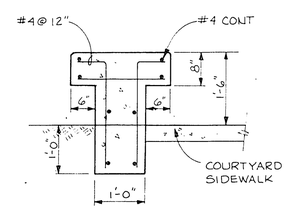

SECTION C
3/4" = 1'-0"

CULP/WESNER/CULP
CONSULTING ENGINEERS
CAMBRIDGE, MASSACHUSETTS
SANTA ANA, CALIFORNIA, DENVER, COLORADO

HDR Engineering, Inc. Consultants

Job No. 740.15
Designed MAVE PR
Drawn MAVE
Checked RBW
Approved DAP
Date 4/24/89

No.	Revision Description	Date	By
1	CORRECTED ACCORDING TO CONSTRUCTION REQUESTS	12/6/90	

City of Las Vegas
WASTEWATER TREATMENT PLANT
Contract No. 5 Maintenance & Storage Buildings

MAINTENANCE BUILDING - COURTYARD SIDEWALK PLAN & DETAILS

Sheet 5 of 57
G-5

1-1-85 311.25