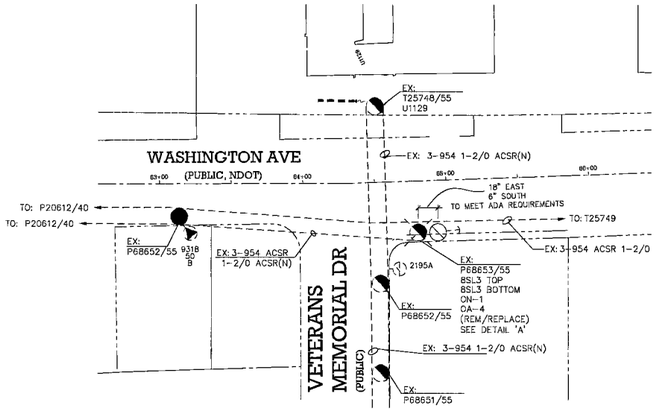

!!!! CAUTION !!!!
ENERGIZED CABLES...
CALL BEFORE YOU DIG

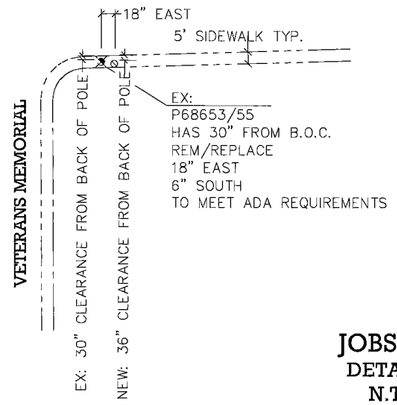

JOBSITE 1
DETAIL 'A'
N.T.S.

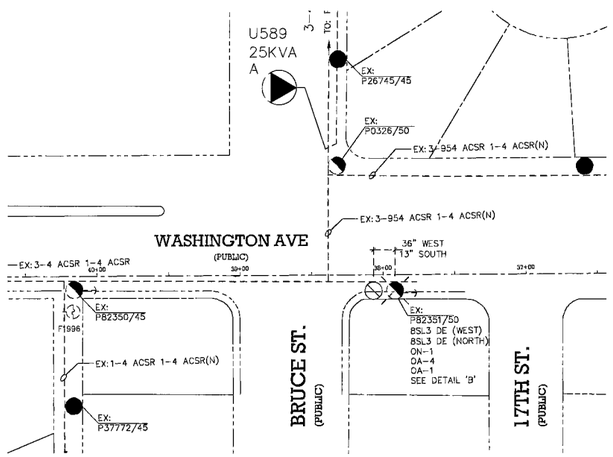

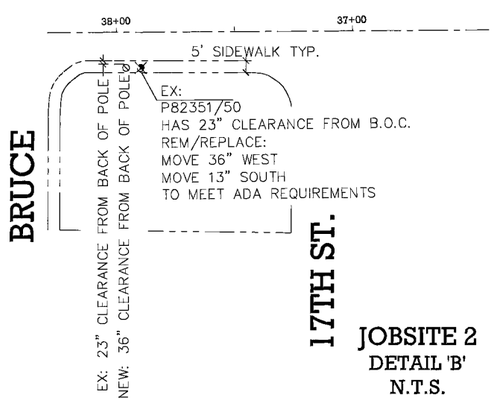

JOBSITE 2
DETAIL 'B'
N.T.S.

122630

NVE OVERHEAD SYMBOLS

EXIST	NEW	
●	○	SOLE USE WOOD POLE
◐	⊘	JOINT USE WOOD POLE
■	□	SOLE USE STEEL POLE
◪	▨	JOINT USE STEEL POLE
⊙	⊚	GUY POLE.
→	→*	GUY
•	•*	TAP
S	S	SWITCH
F	F	FUSE
⊣⊢	⊣⊢	DOUBLE DEAD END
⊣⊢	⊣⊢	INSOLATOR
CB	CB	CAPACITOR BANK
VR	VR	REGULATOR
R	R	RECLOSER
FI	FI	FAULT INDICATOR
1Ø	1Ø	SINGLE PHASE TRANSFORMER
☀	☼	PAL LIGHT
— —	——	OH PRIMARY WIRE
— —	——	OH SECONDARY WIRE
— —	——	OH SERVICE WIRE

GENERAL NOTES:

ANY NOTES LOCATED IN DRAWING AREA TAKE PRECEDENCE OVER STANDARD NOTES.

ALL WORK SHALL BE ACCOMPLISHED IN STRICT ACCORDANCE WITH THE SPECIFICATIONS SET FORTH IN THE ELECTRIC SERVICE REQUIREMENTS HANDBOOK, AS CURRENTLY ADOPTED BY NVE. THE CONTRACTOR SHALL SECURE COPIES OF THE AFOREMENTIONED CONSTRUCTION SPECIFICATIONS ON HIS OR HER OWN BEHALF.

REFER TO A CURRENT NV ENERGY ELECTRIC SERVICE REQUIREMENTS HANDBOOK FOR FURTHER CLARIFICATION OF NVE STANDARDS.

THE APPLICANT SHALL INFORM THE INSPECTOR AT LEAST 48 HOURS BEFORE COMMENCING ANY ITEM OF CONSTRUCTION OR INSTALLATION OF MATERIAL TO ENABLE PROPER INSPECTION OF MATERIALS AND WORKMANSHIP. MAIN TRENCH WIRE PULLS TO BE SCHEDULED 72 HOURS IN ADVANCE OF INSTALLATION. APPLICANT'S PROJECT WILL NOT BE SCHEDULED UNTIL FINAL APPROVAL FROM NVE UNDERGROUND & ELECTRICAL INSPECTORS.

SYMBOLS ARE NOT TO SCALE AND DO NOT NECESSARILY REPRESENT ACTUAL LOCATIONS OF FACILITIES.

THIS DRAWING ILLUSTRATES DATA COLLECTED FROM VARIOUS SOURCES AND MAY NOT REPRESENT A SURVEY OF THE PREMISES.

APPLICANT SHALL FIELD DETERMINE POSITION AND DEPTH OF EXISTING UTILITY EQUIPMENT PRIOR TO COMMENCING CONSTRUCTION.

USE CAUTION PRIOR TO EXCAVATION. CHECK TO ENSURE ADDITIONAL DEPTH IS NOT REQUIRED TO ACCOMMODATE GAS AND/OR WATER FACILITIES AND DRAINAGE CHANNELS.

CALL NV ENERGY UNDERGROUND INSPECTORS 48 HOURS PRIOR TO START OF CONSTRUCTION FOR TRENCH INSPECTION BEFORE COVERING TRENCH.

ALL NVE CABLE TO BE INSTALLED BEHIND CURB, UNLESS OTHERWISE STATED.

APPLICANT IS RESPONSIBLE FOR STAKING OF PROPERTY CORNERS & ELEVATIONS.

ALL HANDHOLES AND PULLBOXES SHALL BE INSTALLED TO FINISHED GRADE OR 6" ABOVE IF GRADE IS NOT ESTABLISHED.

WHEN INSTALLING CONDUIT IN FIELD, USE APPROPRIATE BENDS TO COMPLETE THE INSTALLATION.

DEFLECTION OF CONDUIT BENDS AND CONDUIT NOT TO EXCEED NVE STANDARDS.

EXISTING CONDUIT INSTALLED BY PREVIOUS CONTRACTOR / DEVELOPER. NVE DOES NOT GUARANTEE LOCATION, LENGTH, OR ACCESSIBILITY OF STUB OUT. IF UTILIZING ANY PORTION OF EXISTING CONDUIT, IT MUST BE MANDRELLED PRIOR TO FINAL RELEASE.

PREVIOUSLY MANDRELLED CONDUIT WHICH HAS BEEN IN THE GROUND FOR OVER 6 MONTHS MUST BE RE-MANDRELLED PRIOR TO FINAL RELEASE.

NO COVERED PARKING IN FRONT OF EQUIPMENT.

ALL CONSTRUCTION AND MATERIALS SHALL BE IN ACCORDANCE WITH THE "UNIFORM STANDARD SPECIFICATIONS FOR PUBLIC WORKS CONSTRUCTION OFF-SITE IMPROVEMENTS, CLARK COUNTY AREA NEVADA", LATEST ISSUE; THE "UNIFORM STANDARD DRAWINGS FOR PUBLIC WORKS CONSTRUCTION, CLARK COUNTY AREA NEVADA", LATEST ISSUE; AND OTHER APPLICABLE APPROVED STANDARDS ISSUED BY THE CONTROLLING AGENCY; ALL LOCAL CITY CODES AND ORDINANCES APPLICABLE.

N

T,R,S: 2061-27
APN: 139

COMMERCIAL

EXIST. NEW

NVE WORK AND SERVICES TO CONSIST OF:

- 1/0 TRIPLEX, 15 KV AL PRIMARY CABLE IN 4" PLASTIC CONDUIT (CONDUIT BY CONTRACTOR).
- 1/0, 15 KV AL PRIMARY CABLE IN 4" PLASTIC CONDUIT (CONDUIT BY CONTRACTOR).
- INSTALL NEW CABLE IN EXISTING VACANT CONDUIT.
- CONDUIT LOCATING DEVICE 18" ABOVE STUBOUT.
- SINGLE PHASE PRIMARY POLE RISER PER NVE U.G. STD. OEP-105.
- THREE PHASE PRIMARY POLE RISER PER NVE U.G. STD. OEP-106.
- SECONDARY RISER PER NVE U.G. STD. SSP-2.
- SINGLE PHASE COMMERCIAL PADMOUNTED TRANSFORMER WITH SIZE AS NOTED, 7200-120/240V, PER NVE U.G. STD. UT-105.
- (2) SINGLE PHASE PADMOUNTED COMMERCIAL TRANSFORMERS WITH SIZE AS NOTED, 7200-120/240V, CONNECT OPEN WYE-OPEN DELTA FOR THREE PHASE 120-240V SERVICE, PER NVE U.G. STD. UT-107, WHERE APPLICABLE.
- (3) SINGLE PHASE PADMOUNTED COMMERCIAL TRANSFORMERS WITH SIZE AS NOTED, 7200-120/240V, CONNECT CLOSED WYE-CLOSED DELTA FOR THREE PHASE 120-240V SERVICE, PER NVE U.G. STD. UT-109, WHERE APPLICABLE.
- THREE PHASE COMMERCIAL PADMOUNTED TRANSFORMER WITH SIZE & VOLTAGE AS NOTED, PER NVE U.G. STD. UT-101, WHERE APPLICABLE.
- TERMINATION OF ALL MODULES, MAKES, SPLICES AND FINAL CONNECTIONS.
- NVE TO COIL PRIMARY CABLE IN PULLBOX FOR FUTURE SPLICES, WHERE APPLICABLE.
- NVE TO CUT EXISTING CONDUIT AND TERMINATE PRIMARY CABLES ON THE LOAD BREAK MODULE, WHERE APPLICABLE.
- SERVICE CABLE BY NVE UNLESS NOTED OTHERWISE.

EXIST. NEW

APPLICANT TO FURNISH AND INSTALL:

- ALL TRENCHING & BACKFILL, MEETING APPLICABLE NVE STANDARD (RT-7 OR RT-12).
- 4" PLASTIC CONDUIT, PER NVE U.G. STD. RC-1 AND RC-2.
- 4" PLASTIC CONDUIT BENDS (90°, 45°) WITH 36" MIN. RADIUS. (IF CONDUIT LENGTH IS UNDER 100')
- 4" RGS BENDS (90°, 45°) WITH 36" MINIMUM RADIUS, TAPED OR PVC COATED. (IF CONDUIT LENGTH IS OVER 100')
- COUPLING FOR 2", 4", OR 6" CONDUITS (AS APPLICABLE).
- ALL SERVICE CONDUIT - 4" MINIMUM DB60 PVC GRAY (RISER: RGS REQUIRED) WITH 5/32" POLYPROPYLENE PULL LINE WITH A MIN. BREAKING STRENGTH OF 1250 lbs.
- 2'-6" X 4' X 4' SPLICE PULLBOX PER NVE U.G. STD. RS-80.
- 3' X 7' X 4' PULLBOX PER NVE U.G. STD. RS-82.
- PAD FOR (1) SINGLE PHASE COMMERCIAL TRANSFORMER, PER NVE U.G. STD. RS-19 AND RS-5.
- PAD FOR (2) SINGLE PHASE COMMERCIAL TRANSFORMERS, PER NVE U.G. STD. RS-20 AND RS-5.
- PAD FOR (3) SINGLE PHASE COMMERCIAL TRANSFORMERS, PER NVE U.G. STD. RS-21 AND RS-5.
- PAD FOR (1) THREE PHASE COMMERCIAL TRANSFORMER, PER NVE U.G. STD. RS-35, RS-37, RS-40 OR RS-41, AND RS-5.
- VEHICLE PROTECTIVE BARRIERS PER NVE U.G. STD. RS-8, WHERE APPLICABLE.

PURPOSE OF PROJECT:
NVE TO REPLACE OLD POLES & SLIDE TO MEET ADA CLEARANCES PER CLV & FRANCHISE AGMT.

CITY OF LAS VEGAS
PERMIT REQUIRED*

CONTACT CLV LAND DEVELOPMENT (229-6371)
CLV CONSTRUCTION SERVICES MUST BE NOTIFIED 24 HOURS PRIOR TO COMMENCING CONSTRUCTION (229-6337)

*NVE INSPECTOR MUST BE NOTIFIED BY FAX 48 HOURS PRIOR TO COMMENCING CONSTRUCTION & WILL VERIFY CITY PERMIT FOR WORK DONE IN STREETS OR SIDEWALK.
FAX PERMIT TO:
LAS VEGAS NORTH: 402-4354
LAS VEGAS SOUTH (HENDERSON): 402-5863
LAS VEGAS SOUTH (SPRING VALLEY): 402-8998

APPROVED FOR CONSTRUCTION
THIS APPROVAL IS FOR WORK IN CLV R/W & EASEMENT ONLY. OBTAINING PERMISSIONS OR EASEMENTS FOR WORK SHOWN ON PRIVATE PROPERTY IS THE RESPONSIBILITY OF THE UTILITY.
APPROVAL 4/22/2010 DATE

CIVIL LINETYPE LEGEND

	PROPOSED	EXISTING
CENTERLINE		
PROPERTY LINE/ROW		
CURB		
EDGE OF PAVEMENT		
EDGE OF SIDEWALK		
SEWER LINE *	8"S	8"S
WATER LINE *	8"W	8"W
GAS LINE *	2"G	2"G
TELEPHONE LINE *	TEL	TEL
CABLE TV LINE *	CATV	CATV
STORM DRAIN LINE *	12"SD	12"SD
FIRE HYDRANT		
STREET LIGHT		
STREET LIGHT SERVICE		

* LINETYPES UTILIZED WHERE CONFLICT OCCURS WITH NVE FACILITIES.

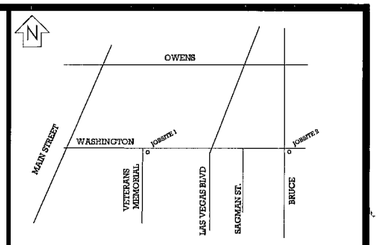

VICINITY MAP
(NOT TO SCALE)

EVERY EFFORT HAS BEEN MADE TO IDENTIFY ALL NVE FACILITIES. THE CUSTOMER SHALL CONFIRM THE EXISTENCE AND LOCATION OF THESE FACILITIES.

AVOID HITTING OVERHEAD POWER LINES. IT'S COSTLY.
CALL BEFORE YOU DO OVERHEAD
CALL 1-702-402-2929

Call before you Dig
Avoid hitting underground utility lines. It's costly.
Call 811
OR
1-800-227-2600
AND
CLARK COUNTY TRAFFIC OPERATIONS
1-702-455-7544

REVISIONS

NO.	DESCRIPTION	DATE	G.A.

TYPE OF EASEMENT:
- AERIAL
- STANDARD
- R/W-31
- UNDERGROUND
- AS BUILT UNDERGROUND
- R.O.E./R/W-5-COM
- 3rd PARTY
- UNDERGROUND BY EXHIBIT
- (N-DOT) PERMIT
- (BLM) PERMIT
- RAILROAD-UPRR-PERMIT
- SO. NEVADA WATER PERMIT
- NOT REQUIRED
- Misc. Info.

JPA NOTES:
EMBARQ CONTACT: LORI JOHNSON
PHONE NUMBER: 244-7899
DATE OF CONTACT: 03/03/2010
___ NVE TO SET NEW POLES
___ NVE TO STAKE NEW POLES
___ TO PROVIDE ___ POLES
___ FT. CLASS ___
___ FT. CLASS ___
___ FT. CLASS ___
___ TO DIG POLE HOLES
___ TO REMOVE EX. POLES
RELOCATION OF POLES FOR ADA CLEARANCE
JPA#: P201000570

EXHIBIT 'A'

NVE INFORMATION:
COORDINATOR: DEBBIE LAMM
PHONE: 702/402-4331
DESIGNER: STEVEN MONROE
DCA: N/A
INSPECTION SCHEDULING: 402-3008
STAND BY: 402-4117,402-4116,402-4118
DISTRICT: LAS VEGAS NORTH

CUSTOMER INFORMATION:
APPLICANT C.L.V.
ENGINEER: FIELD OPERATIONS DEPARTMENT
CONTACT: TRACEE SCOTT
APPROVAL DATE:

GOVERNMENT INFORMATION:
AGENCY: CITY OF LAS VEGAS
APPROVAL DATE:

FOR EACH SERVICE POINT (POINT OF DELIVERY), ENERGY FOR EACH TENANT SPACE WILL BE MEASURED THROUGH ONE WATTHOUR METER. ENERGY FOR ALL NON-TENANT SPACE WILL BE MEASURED THROUGH ONE WATTHOUR METER. CONTACT NVE METER OPERATIONS FOR MULTIPLE RATE CLASS INSTALLATIONS

NVEnergy

CLV ADA – WASHINGTON
BETWEEN MAIN ST & BRUCE
M#37954 Work#1071U5411-PWR

PROJ. ID: 192454	SCALE: 1" = 50'
SHEET #: 1 OF 1	DATE: 09/01/2009

Sharing of this drawing and the information contained herein shall be only to individuals/parties who have entered into an agreement with Applicant for the completion of work associated with this specific project. Use for purposes other than this specific project requires the written consent of NV Energy.