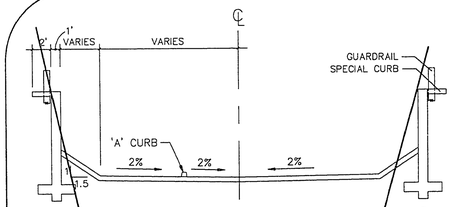

SECTION 1-1

NTS

STA. 94+00.00 to 94+10.00

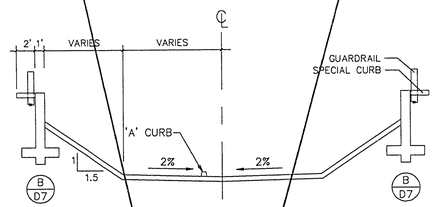

SECTION 2-2

NTS

STA. 94+10.00 to 94+20.00

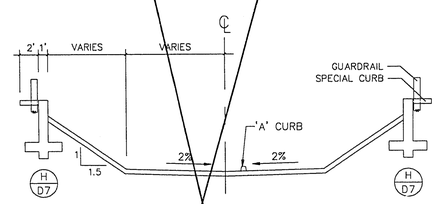

SECTION 3-3

NTS

STA. 94+20.00 to 94+30.00

DELETED

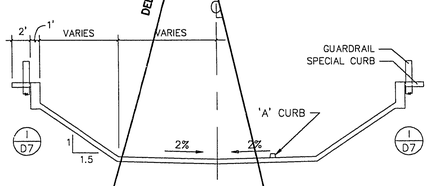

SECTION 4-4

NTS

STA. 94+30.00 to 94+40.00

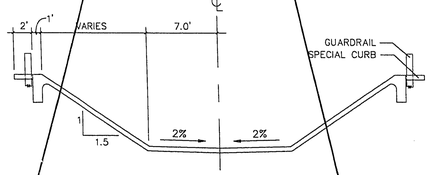

SECTION 5-5

NTS

STA. 94+40.00 to 95+40.00

DELETED

~~INLET STRUCTURE ALTERNATIVE 1~~ (B)

PLAN VIEW 1" = 10'

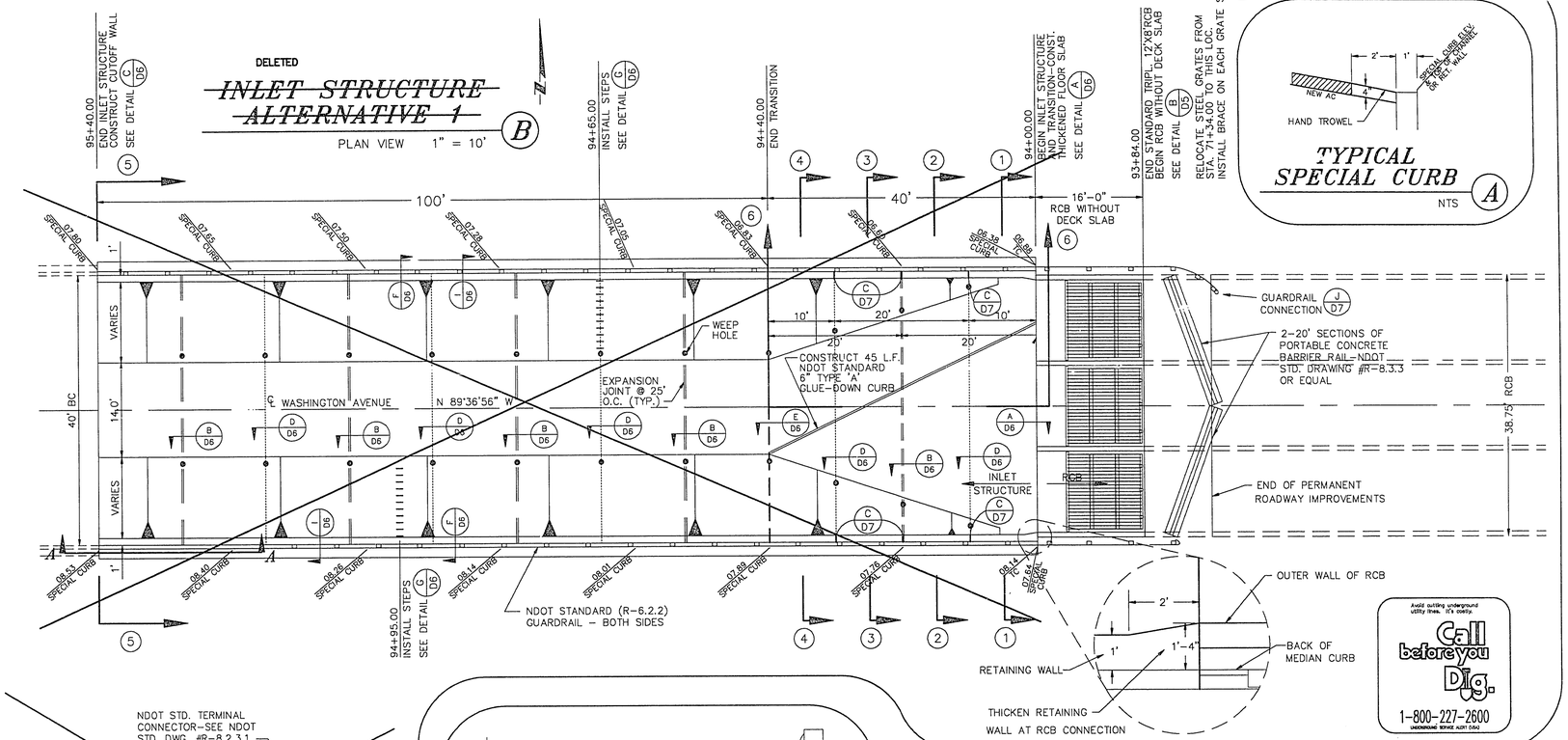

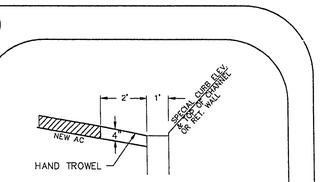

TYPICAL SPECIAL CURB (A)

NTS

Call before you Dig.
1-800-227-2600

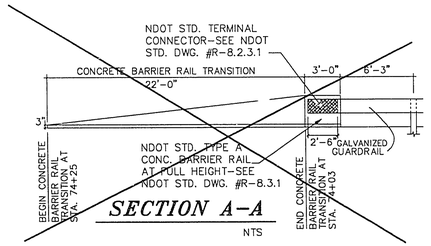

SECTION A-A

NTS

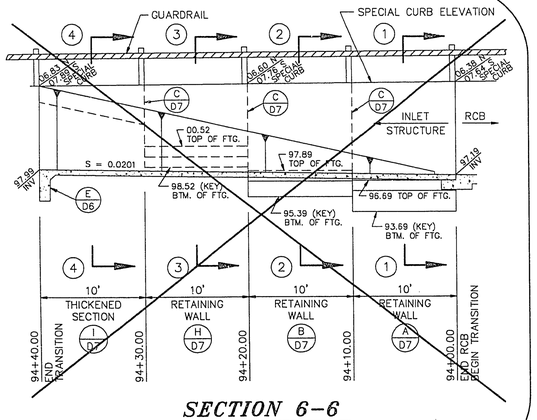

SECTION 6-6

NTS

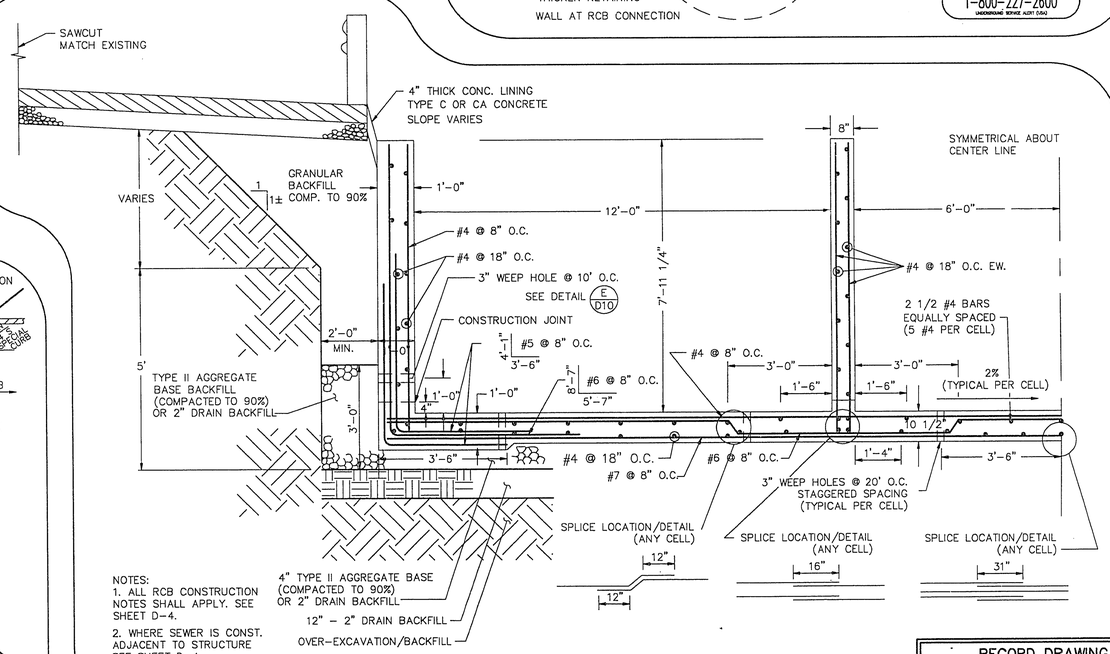

NOTES:
1. ALL RCB CONSTRUCTION NOTES SHALL APPLY. SEE SHEET D-4.
2. WHERE SEWER IS CONST. ADJACENT TO STRUCTURE SEE SHEET D-4.

TRIPLE 12' x 8' RCB WITHOUT DECK SLAB

1/2" = 1'

RECORD DRAWING

These Record Drawings have been prepared based on information provided by others. The Engineer has not verified the accuracy of such information and shall not be responsible for any errors or omissions which may be incorporated herein as a result.

REVISIONS			
No.	Date	CHKD	APP'D

DESIGNED: BB
DRAWN: CK/BB
CHECKED: BB
JOB NO. 383-2-91
SCALE: AS
HORIZ.
VERT. NOTED

1055 EAST TROPICANA
SUITE 600
LAS VEGAS, NEVADA 89119
(702)798-1007
CONSULTING ENGINEERS

PROJECT: CITY OF LAS VEGAS
WASHINGTON AVENUE CONVEYANCE SYSTEM

DESCRIPTION: INLET PLAN and SECTIONS

SHEET D-5

8 OF 23