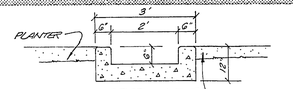

SECTION Z-Z

6" PLANTER CURB ALL AROUND @ BACK OF SW

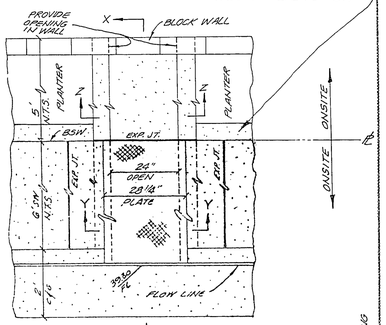

PLAN VIEW
SCALE - 1" = 2'

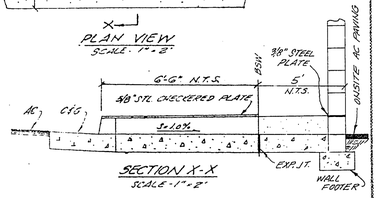

SECTION X-X
SCALE - 1" = 2'

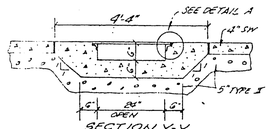

SECTION Y-Y
SCALE - 1" = 2'

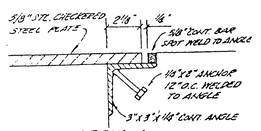

DETAIL A

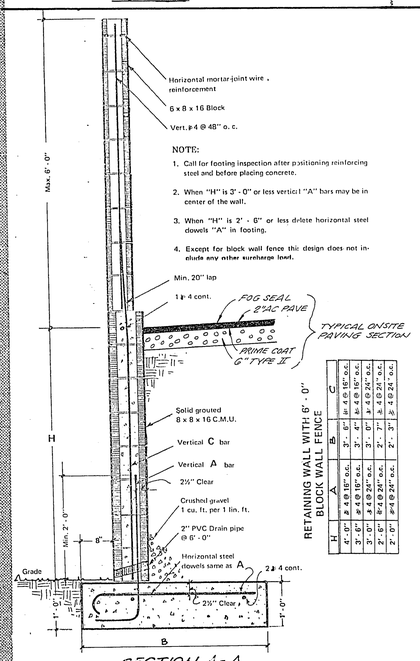

NOTE:

1. Call for footing inspection after positioning reinforcing steel and before placing concrete.
2. When "H" is 3'-0" or less vertical "A" bars may be in center of the wall.
3. When "H" is 2'-6" or less delete horizontal steel dowels "A" in footing.
4. Except for block wall fence this design does not include any other surcharge load.

RETAINING WALL WITH 6'-0" BLOCK WALL FENCE

H	A	B	C
4'-0"	#4 @ 16" o.c.	3'-6"	#4 @ 16" o.c.
3'-0"	#4 @ 16" o.c.	3'-6"	#4 @ 16" o.c.
2'-6"	#4 @ 16" o.c.	3'-0"	#4 @ 16" o.c.
2'-6"	#4 @ 24" o.c.	2'-7"	#4 @ 24" o.c.
2'-0"	#4 @ 24" o.c.	2'-3"	#4 @ 24" o.c.

SECTION A-A

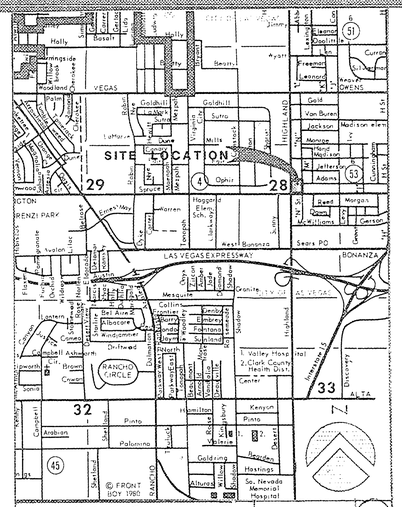

LOCATION MAP

ESTIMATE OF OFFSITE QUANTITIES

REMOVE CURB & GUTTER	82 L.F.
COMMERCIAL DRIVEWAY	429 S.F.
SIDEWALK	4371 S.F.
STREET LIGHT	2 EA.
UNDERGROUND ST. LT. CONDUIT	L.S.
6" VCP SEWER LATERAL	35 L.F.
1 1/2" WATER SERVICE & METER	1 EA.
PAVE CUT/REPLACE	L.S.

NOTES

1. ALL WORK TO BE DONE PER C.L.V. STANDARDS.
2. ONSITE PAVING TO BE FOG SEAL OVER 2" AC PAVE OVER 6" TYPE II.
3. ALL ONSITE CURB TO BE "A" TYPE, 6" x 12" WITH 6" ABOVE FINISH PAVE.
4. ONSITE PAVE TO BE PLACED AGAINST THICKENED EDGE OF SIDEWALK IN FRONT OF BUILDINGS.

LEGEND

FL	=	FLOW LINE
BSW	=	BACK OF SIDEWALK
FP	=	FINISH PAVE
BC	=	BACK OF CURB
FF	=	FINISH FLOOR
(52.0)	=	EXISTING CONTOUR LINE
	=	PAVEMENT SWALE

SITE DATA :

PRESENT ZONING: R-E
PROPOSED ZONING: C-1

CONVENIENCE STORE	2521 S.F.
LEASABLE SPACE	6851 S.F.
FUTURE LEASABLE SPACE	6022 S.F.
TOTAL	15,424 S.F.

PARKING REQ'D:

2521 ÷ 250 = 11
6851 ÷ 500 = 14
6022 ÷ 500 = 13

TOTAL 38

PARKING PROVIDED : 60

BENCH MARK: C.L.V. #OG18BA2 - BRASS NAIL & TAG N.E. RETURN HIGHLAND & WASHINGTON. ELEV = 2051.541

Eugene Rogers 1-7-85 DATE — CLV ELEC. COORDINATOR
Gerry Lewis 1-7-85 DATE — CLV. ELEC. SUPERVISOR
11/11/85 DATE — CLV QUALITY CONT. CHIEF
1-30-85 DATE — CLV. ENGINEER

REGISTERED PROFESSIONAL ENGINEER-STATE OF NEVADA — RALPH L. KRAEMER — CIVIL — No. 1098 — 4/23/84

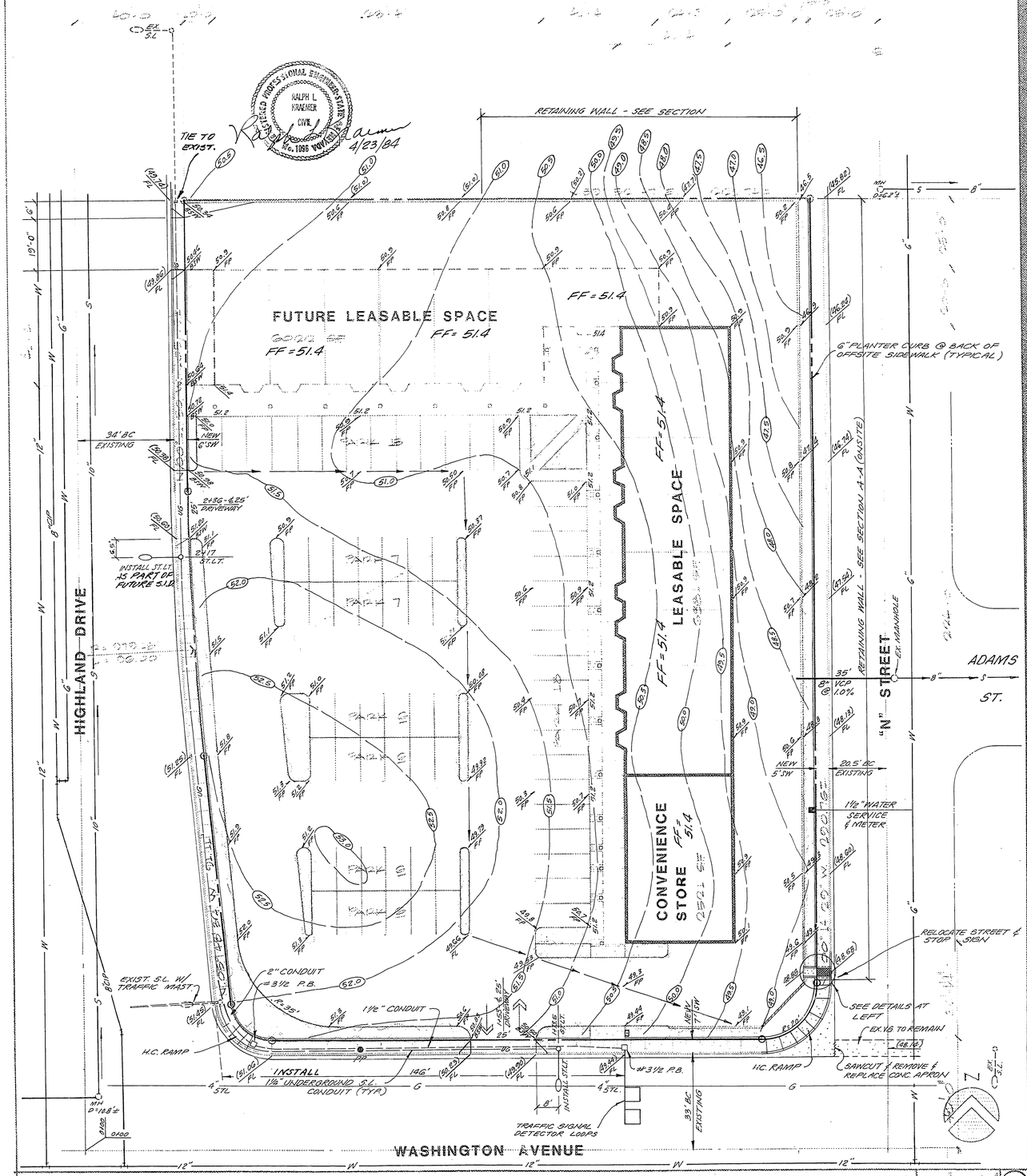

CIVIL SITE PLAN — SC-1-00-0 — A

BY: KRAEMER ENGINEERING CO., INC.
3395 S. HIGHLAND DR., SUITE 102
LAS VEGAS, NV. 89109 - (702) 732-0617

GRADING PLAN & OFFSITES

WASHINGTON & HIGHLAND

-4

GT
G. BARR
2/14/84

1 12/19/84

107-V1331 1-346

1.3