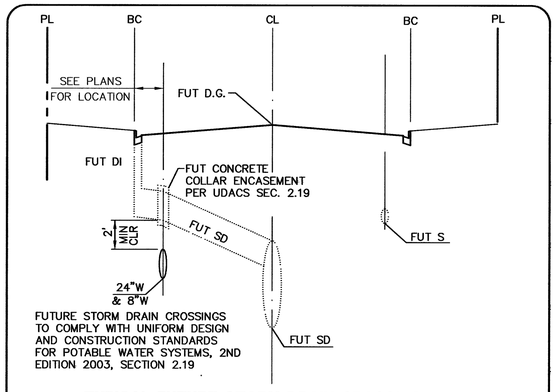

TYPICAL FUTURE STORM DRAIN CROSSING OVER 24" & 8" WATERLINES (2)

SCALE: NONE

NOTE:
ROTATE TEE UP FOR AIR VALVE
ASSEMBLY AND TEE DOWN FOR BLOW-OFF
ASSEMBLY CONNECTION
SEE PLAN FOR SPEDIFIED ASSEMBLY.

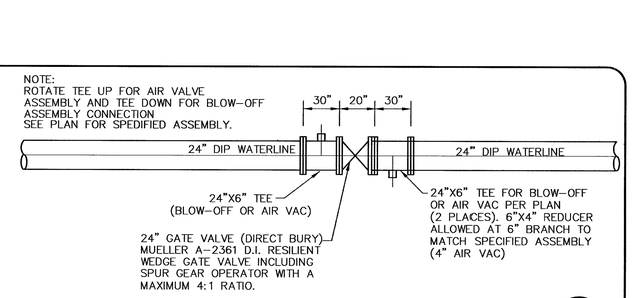

DIRECT BURY 24" GATE VALVE (4)

SCALE: N.T.S.

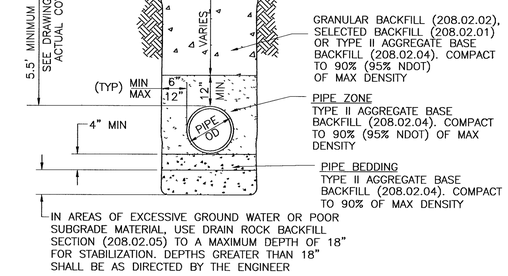

TRENCH BACKFILL FOR 24" D.I.P. WATER PIPE (1)

SCALE: NONE

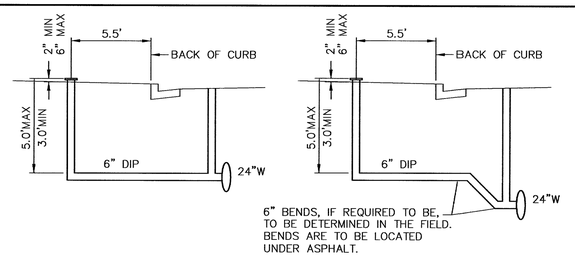

TYPICAL FIRE HYDRANT LATERAL DETAIL PER UDACS PLATE NO. 7 (3)

SCALE: N.T.S.

APPROVED FOR CONSTRUCTION

LAS VEGAS VALLEY WATER DISTRICT

LVVWD NO. 112538

6/26/06

DATE

94316

REV	DATE	DESCRIPTION	DATE	AGEN.	APP	DATE	CKW.	APP

DESIGN: DFF
DRAWN:
CHECK: DFF
ISSUE DATE:
ISSUE EDITOR:
PLOT DATE: 06-21-06
PLOT TIME 15:10:55

G.C. WALLACE, INC.
Engineers/Planners/Surveyors
1555 SOUTH RAINBOW BLVD./LAS VEGAS, NEVADA 89146
TELEPHONE: (702) 804-2000 • FAX: (702) 804-2299

\V23\3550.24-WATERLINE\DWG\WPS\PHASE1\3550C07-21.dwg gtchn

SUMMERLIN

VILLAGE 23B 3550 ZONE 24" WATERLINE - PHASE 1

LATERAL DETAILS AND MISCELLANEOUS DETAILS

SHEET **17**

17 OF 17 SHTS