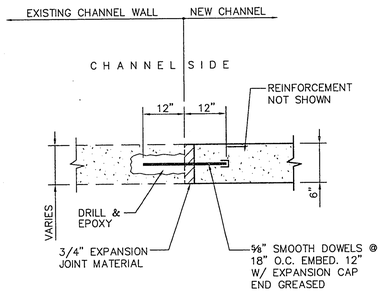

EXISTING CHANNEL JOINT DETAIL

NOT TO SCALE

9/11

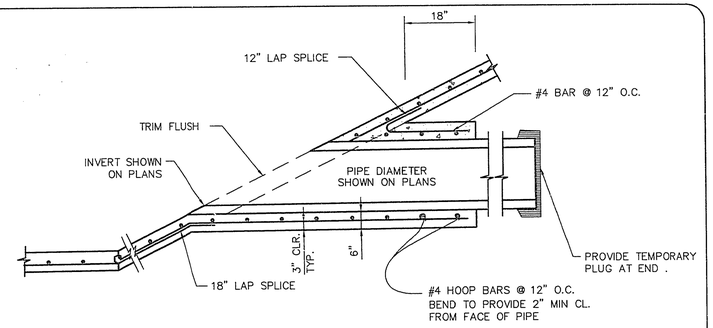

PIPE CONNECTION TO TRAPEZOIDAL CHANNEL

NOT TO SCALE

6/11

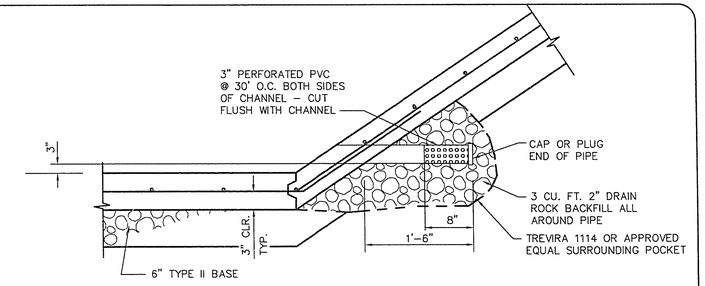

WEEP PIPE DETAIL

(REVERSE IS APPLICABLE)
NOT TO SCALE

4/11

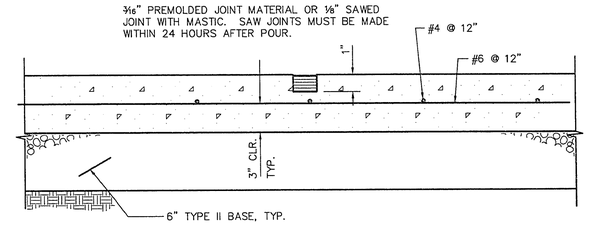

NOTE:
WEAKENED PLANE JOINTS TO BE @ 30'-0" O.C. ALONG ENTIRE CHANNEL LENGTH.

WEAKENED PLANE SECTION

NOT TO SCALE

3/11

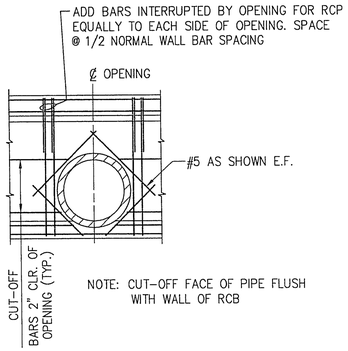

NOTE: CUT-OFF FACE OF PIPE FLUSH WITH WALL OF RCB

PIPE CONNECTION TO BOX CULVERT

NOT TO SCALE

8/11

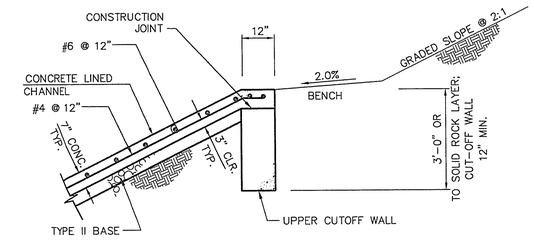

UPPER CUT-OFF WALL WITH BENCH

(REVERSE IS APPLICABLE)
NOT TO SCALE

5-C/11

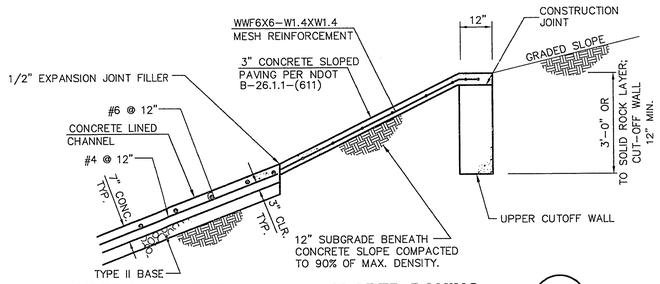

UPPER CUT-OFF WALL W/ SLOPED PAVING

(REVERSE IS APPLICABLE)
NOT TO SCALE

5-B/11

NOTE:
CUTOFF WALL TO BE SPACED @ 90' MAX. O.C. ACROSS THE ENTIRE WIDTH OF THE CHANNEL LINING.

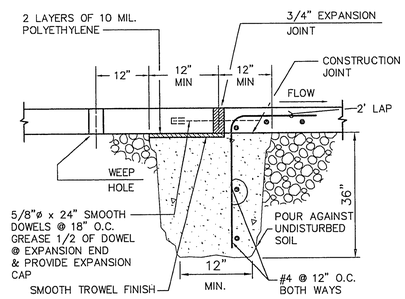

TYPICAL EXPANSION JOINT DETAIL & CUT-OFF WALL DETAIL

NOT TO SCALE

2/11

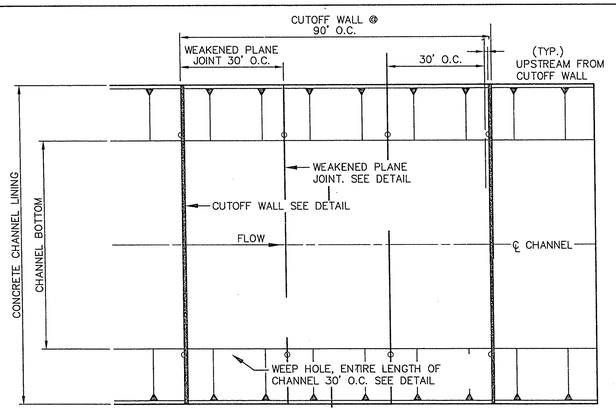

NOTE: TRANSVERSE WEAKENED PLANE JOINTS TO BE CENTER OVER WEEP HOLES

CHANNEL DETAIL

NOT TO SCALE

7/11

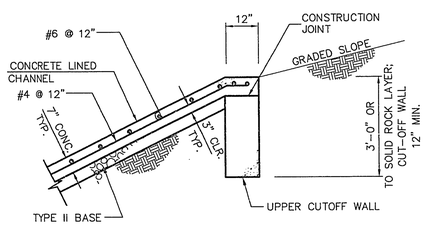

UPPER CUT-OFF WALL

(REVERSE IS APPLICABLE)
NOT TO SCALE

5-A/11

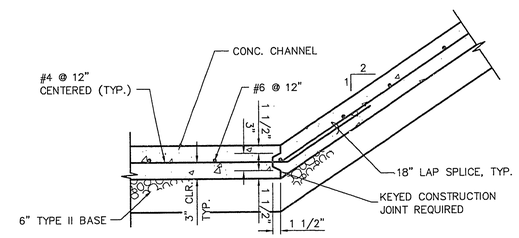

KEYED CONSTRUCTION JOINT DETAIL

(REVERSE IS APPLICABLE)
NOT TO SCALE

1/11

FINAL SUBMITTAL

DESCRIPTION	DATE	APPROVAL

REV.	DATE

RECOMMENDED ROY A. DAVIS III 6-11-96
R.P.E. NO. 9514 DATE

PROFESSIONAL ENGINEER-STATE OF NEVADA ROY A. DAVIS III REGISTERED NO. 9514

G.C. WALLACE, INC.
Engineering/Architecture 1555 SOUTH RAINBOW BLVD./LAS VEGAS, NEVADA 89102

SUMMERLIN
VILLAGE 11/12 ALTA DRIVE
DRAINAGE CHANNEL
CHANNEL SECTIONS

SHEET 11
SHT 11 OF 11

JOB NO. 62011.215
Drawing: C:\DWG\ALTA-CHN\CHAN-D13.DWG
June 10, 1996 3:47:51 p.m.
LG/RAS

S.I.D. 707 PROJECT NO. 22 731-62