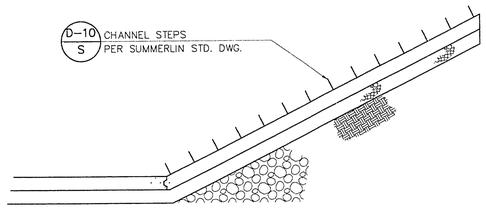

CHANNEL STEPS 3/10

N.T.S.



TYPICAL ALTA DR./CHANNEL SECTION F/10

N.T.S.

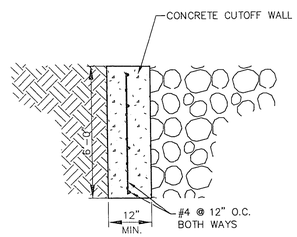

CUTOFF WALL DETAIL AT END OF RIP RAP 2/10

N.T.S.

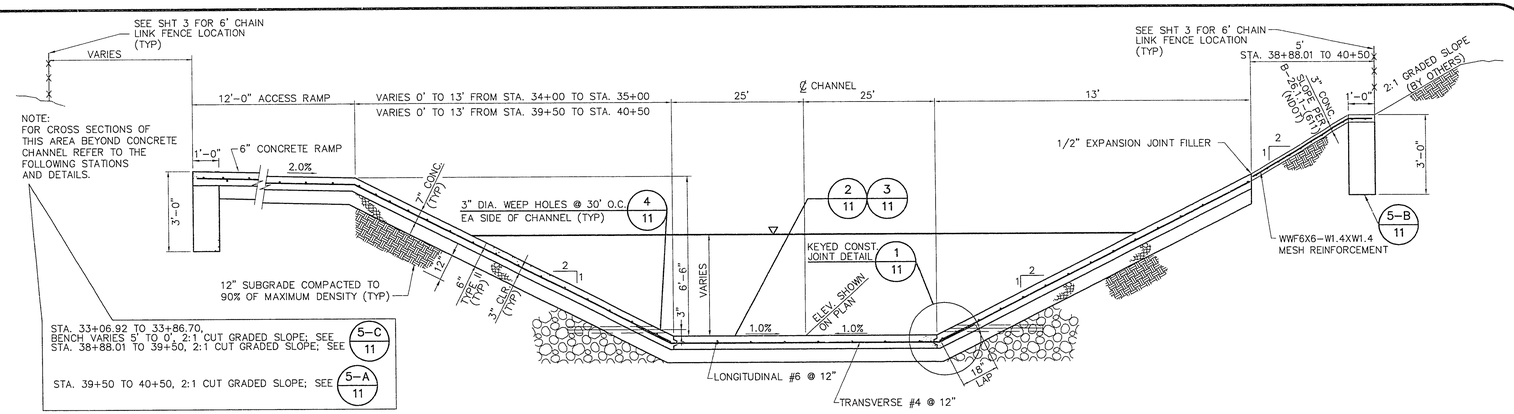

NOTE:
FOR WEAKENED PLANE JOINTS & CUT-OFF WALLS SEE DETAILS 3/11 2/11

TYPICAL CONCRETE CHANNEL SECTION E/10

N.T.S.

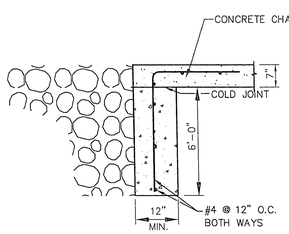

CUTOFF WALL DETAIL 1/10

N.T.S.

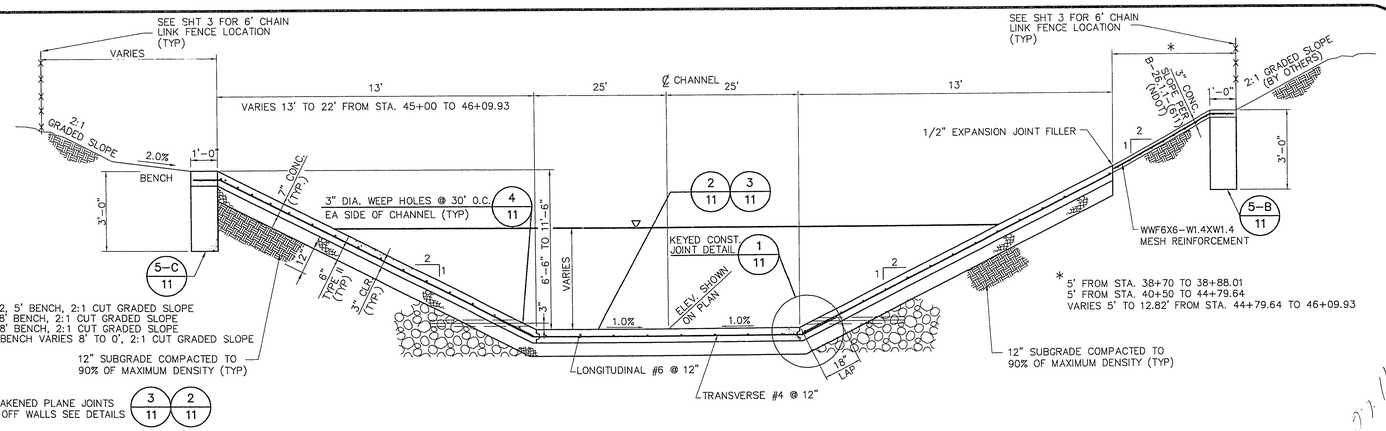

NOTE:
FOR WEAKENED PLANE JOINTS & CUT-OFF WALLS SEE DETAILS 3/11 2/11

TYPICAL CONCRETE CHANNEL SECTION D/10

N.T.S.

REV.	DATE	DESCRIPTION	DATE	APPROVAL

RECOMMENDED
ROY A. DAVIS III
R.P.E. NO. 9314
DATE 6-13-96

REGISTERED PROFESSIONAL ENGINEER-STATE OF NEVADA
ROY A. DAVIS
NO. 9314

FINAL SUBMITTAL

G.C. WALLACE, INC.
Engineering/Architecture 1555 SOUTH RAINBOW BLVD/LAS VEGAS, NEVADA 89102

SUMMERLIN
VILLAGE 11/12 ALTA DRIVE
DRAINAGE CHANNEL
CHANNEL SECTIONS

SHEET **10**
SHT 10 OF 11

S.I.D. 707 PROJECT NO. 22 **731-62**

JOB NO. 62011.215
June 13, 1996 11:55:58 a.m.
Drawing: C:\DWG\ALTA-CHN\CHAN-DT2.DWG
LG/RAS