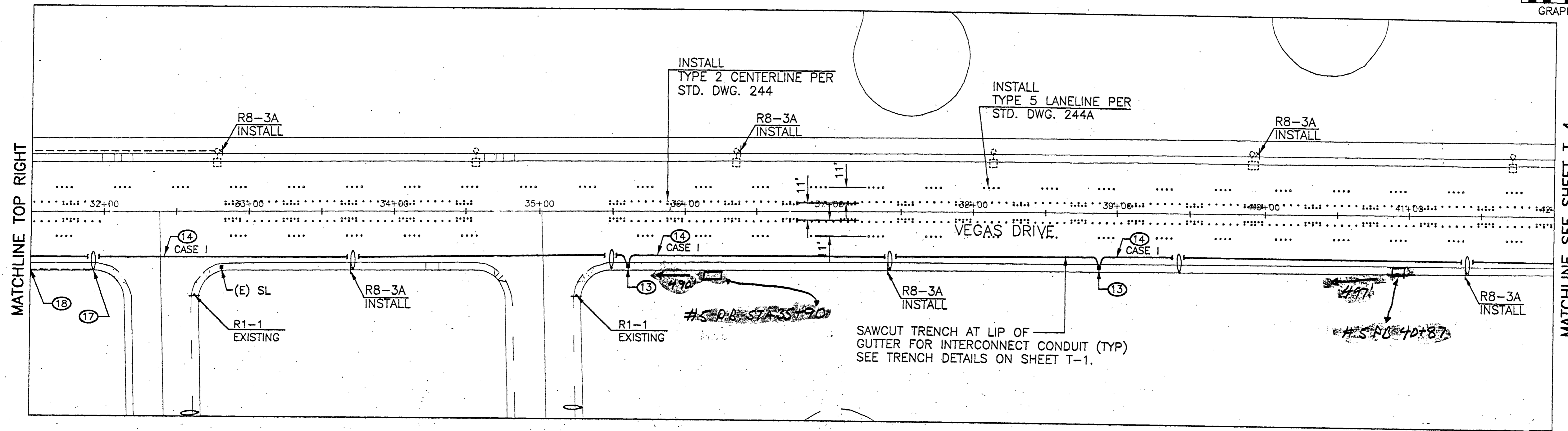
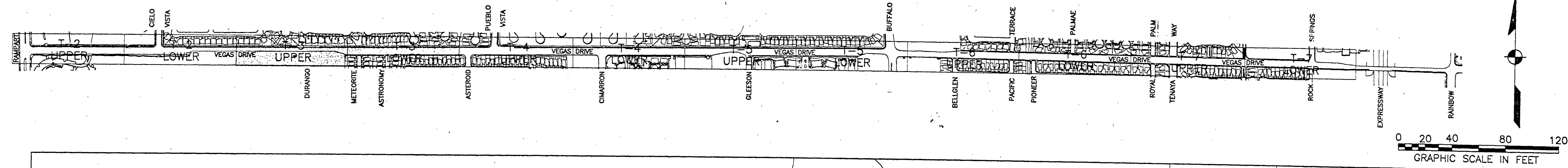




- NOTES: 1. REFER TO STD. DWG. NO. 247 FOR MARKER AND REFLECTOR TYPES.  
 2. SEE SHEET T-11 FOR STREETLIGHTING CONSTRUCTION NOTES.  
 3. INSTALL CORNER STREETLIGHTS AND SIGNAL POLES PER STANDARD DRAWINGS.



- NOTES: 1. REFER TO STD. DWG. NO. 247 FOR MARKER AND REFLECTOR TYPES.  
 2. SEE SHEET T-1 FOR STREETLIGHTING CONSTRUCTION NOTES.

Avoid cutting underground utility lines. It's costly.  
**Call before you Dig.**  
 1-800-227-2600  
 UNDERGROUND SERVICE ALERT (USA)



USE OF DOCUMENTS		THIS DOCUMENT, INCLUDING THE INCORPORATED DESIGNS, IS AN INSTRUMENT OF SERVICE FOR THE PROJECT AND NOT BE USED FOR ANY OTHER PROJECT WITHOUT THE WRITTEN AUTHORIZATION OF KENNEDY/JENKS CONSULTANTS.	
DESIGNED	HW/DSN	CREATED	JDM/BJL
CHECKED	TOM KROB	DATE	
REVISION		NO.	
Kennedy/Jenks Consultants 1455 E. Tropicana Avenue, Suite 300 Las Vegas, NV 89119 <b>TJ KROB</b> CONSULTING ENGINEERS, INC. 180 S. JONES BLVD., SUITE B LAS VEGAS, NV 89102 (702) 791-4820 FAX ELECTRICAL ENGINEERING			
CITY OF LAS VEGAS - STREET IMPROVEMENTS VEGAS DRIVE - RAMPART TO ROCK SPRINGS STRIPING/LIGHTING PLAN FROM STA. 21+00 TO STA. 42+00			
DWG. NO.	107-V2684	DATE	9-16-97
JOB NO.	967018.04	SHEET	40 OF 50
		T-3	

47051