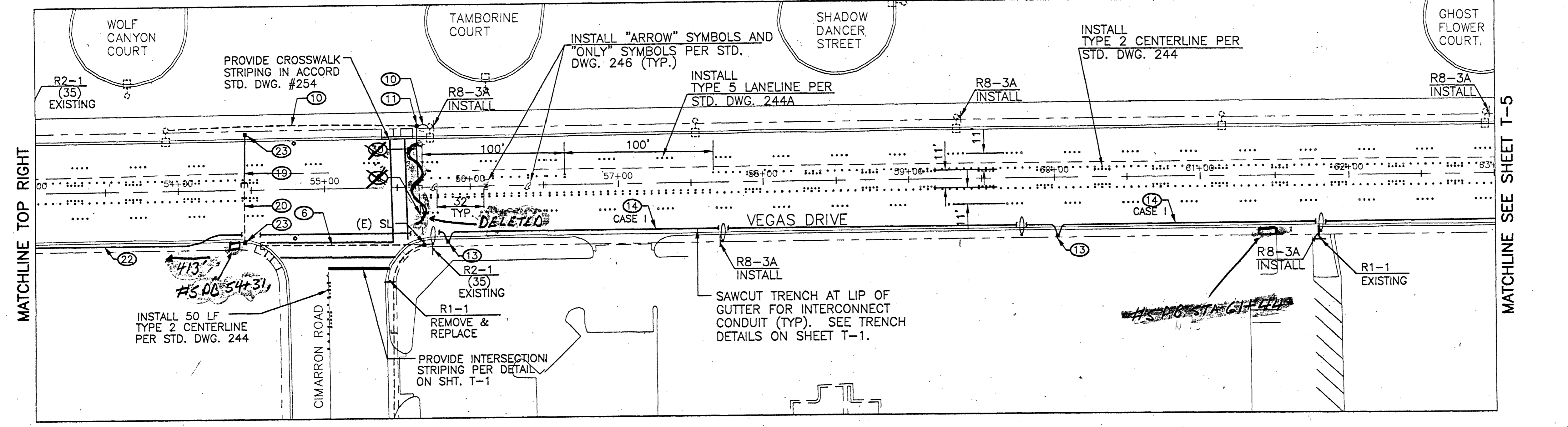
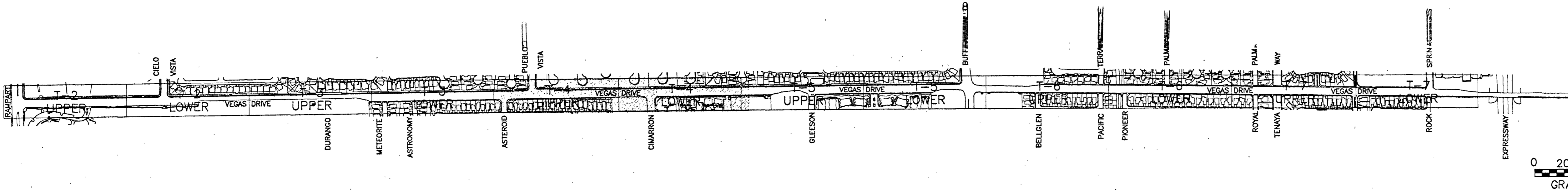




NOTES: 1. REFER TO STD. DWG. NO. 247 FOR MARKER AND REFLECTOR TYPES.
2. SEE SHEET T-1 FOR STREETLIGHTING CONSTRUCTION NOTES.



NOTES: 1. REFER TO STD. DWG. NO. 247 FOR MARKER AND REFLECTOR TYPES.
2. SEE SHEET T-1 FOR STREETLIGHTING CONSTRUCTION NOTES.

Call before you Dig.
1-800-227-2600
UNDERGROUND SERVICE ALERT (USA)



STREET LIGHTING

USE OF DOCUMENTS THIS DOCUMENT, INCLUDING THE INCORPORATED DESIGNS IS AN INSTRUMENT OF SERVICE FOR THIS PROJECT AND SHALL NOT BE REPRODUCED OR TRANSMITTED IN ANY FORM OR BY ANY MEANS WITHOUT THE WRITTEN AUTHORIZATION OF KENNEDY/JENKS CONSULTANTS.		DATE	BY
DESIGNED HW/DSN		REVISION	NO.
DRAWN JDM/BJL			
CHECKED TOM KROB			
Kennedy/Jenks Consultants 1455 E. Tropicana Avenue, Suite 300 Las Vegas, NV 89119 TJKROB CONSULTING ENGINEERS, INC. 188 S. JONES BLVD. SUITE B LAS VEGAS, NV 89102 ELECTRICAL ENGINEERING			
CITY OF LAS VEGAS - STREET IMPROVEMENTS VEGAS DRIVE - RAMPART TO ROCK SPRINGS STRIPING/LIGHTING PLAN FROM STA 42+00 TO STA 63+00			
6105/SHT-T4	DWG. NO. 107-Y2684	DATE 9-16-97	SHEET 41 of 50
	JOB NO. 967018.04		T-4

47052