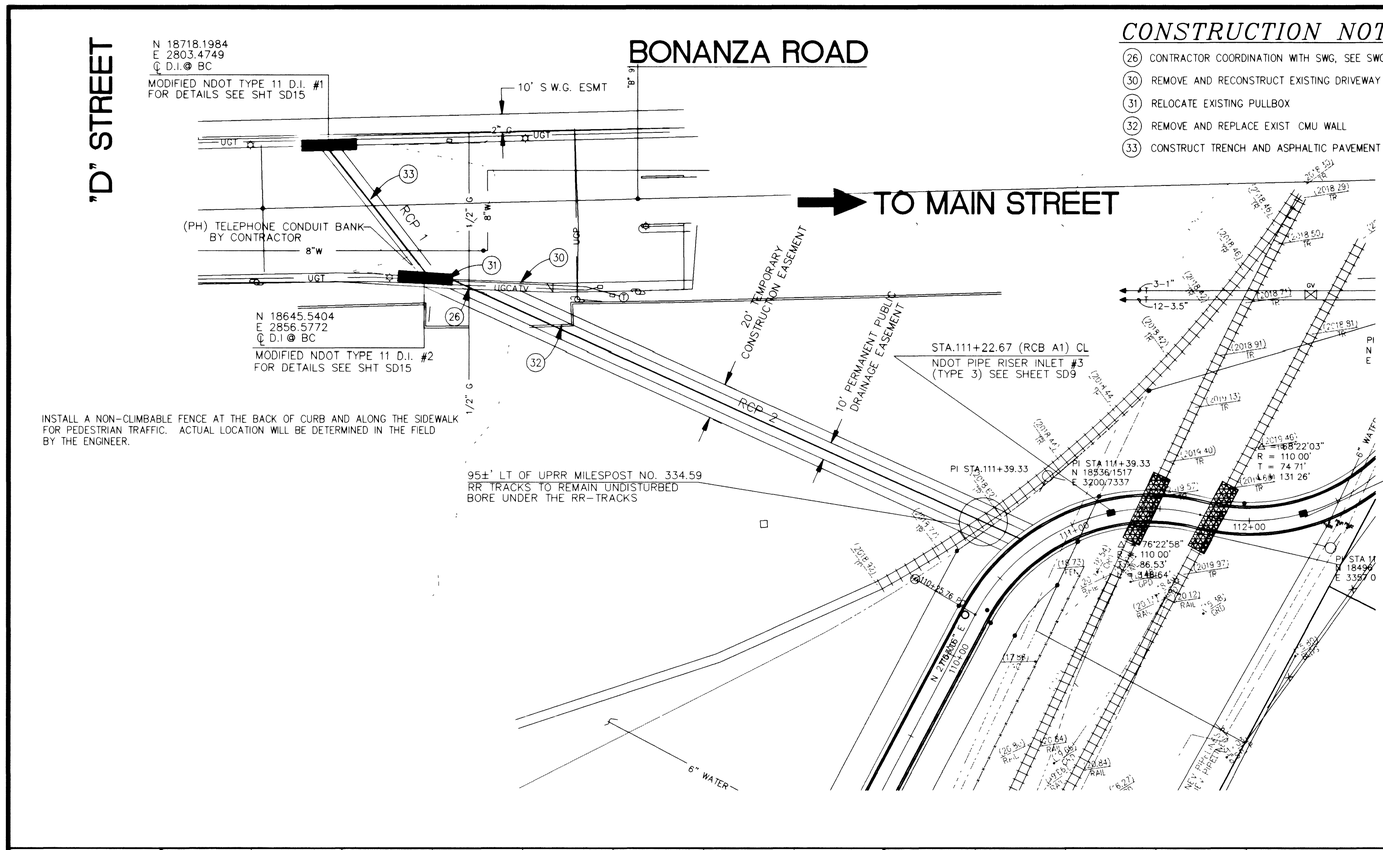

CONSTRUCTION NOTES

(26) CONTRACTOR COORDINATION WITH SWG, SEE SWG NOTES ON SHEET C3
(30) REMOVE AND RECONSTRUCT EXISTING DRIVEWAY PER DWG 224
(31) RELOCATE EXISTING PULLBOX
(32) REMOVE AND REPLACE EXIST CMU WALL
(33) CONSTRUCT TRENCH AND ASPHALTIC PAVEMENT PER DWG 504

GRAPHIC SCALE

(IN FEET)
1 inch = 40 ft

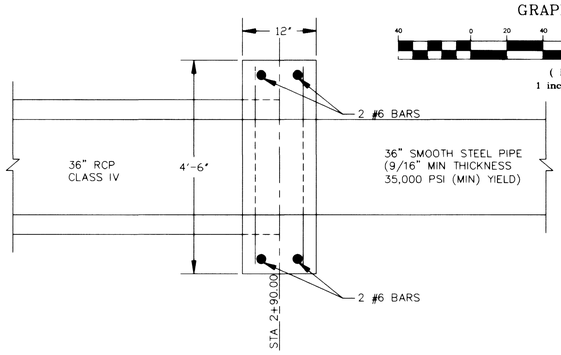

CONCRETE COLLAR
SIDE VIEW

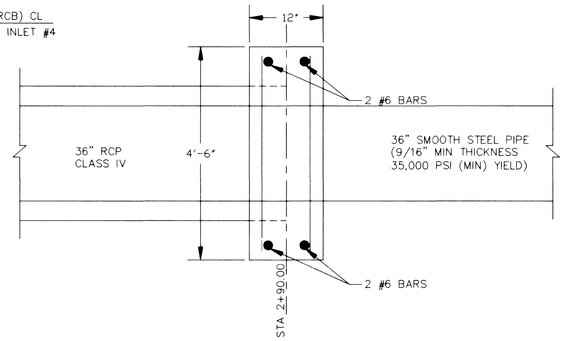

CONCRETE COLLAR
TOP VIEW

Call before you Dig. 1-800-227-2600

SAFETY ALERT
Call before you Overhead 593-6111

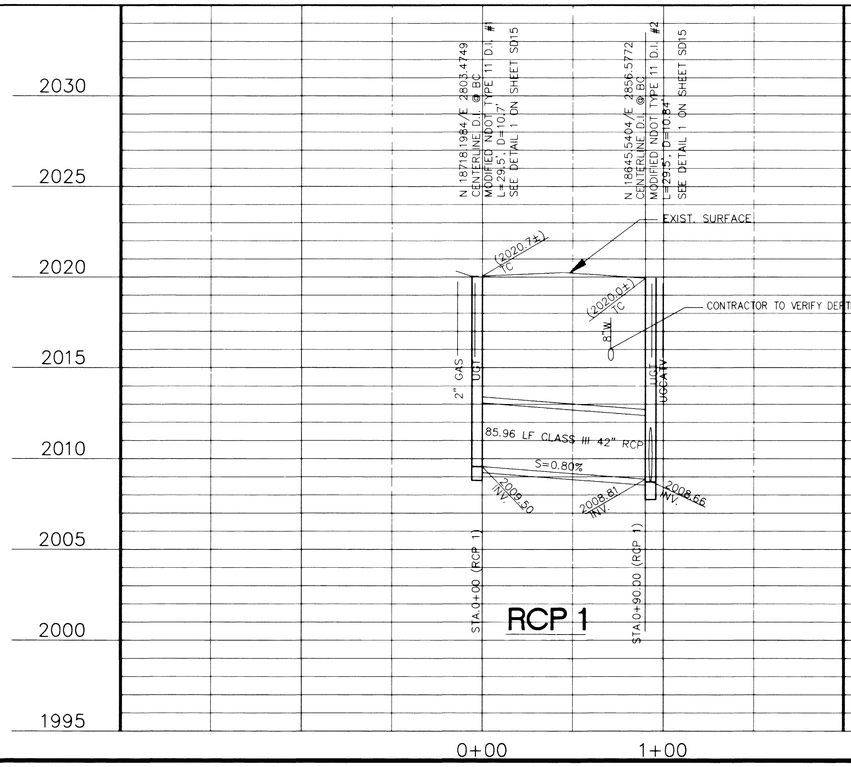

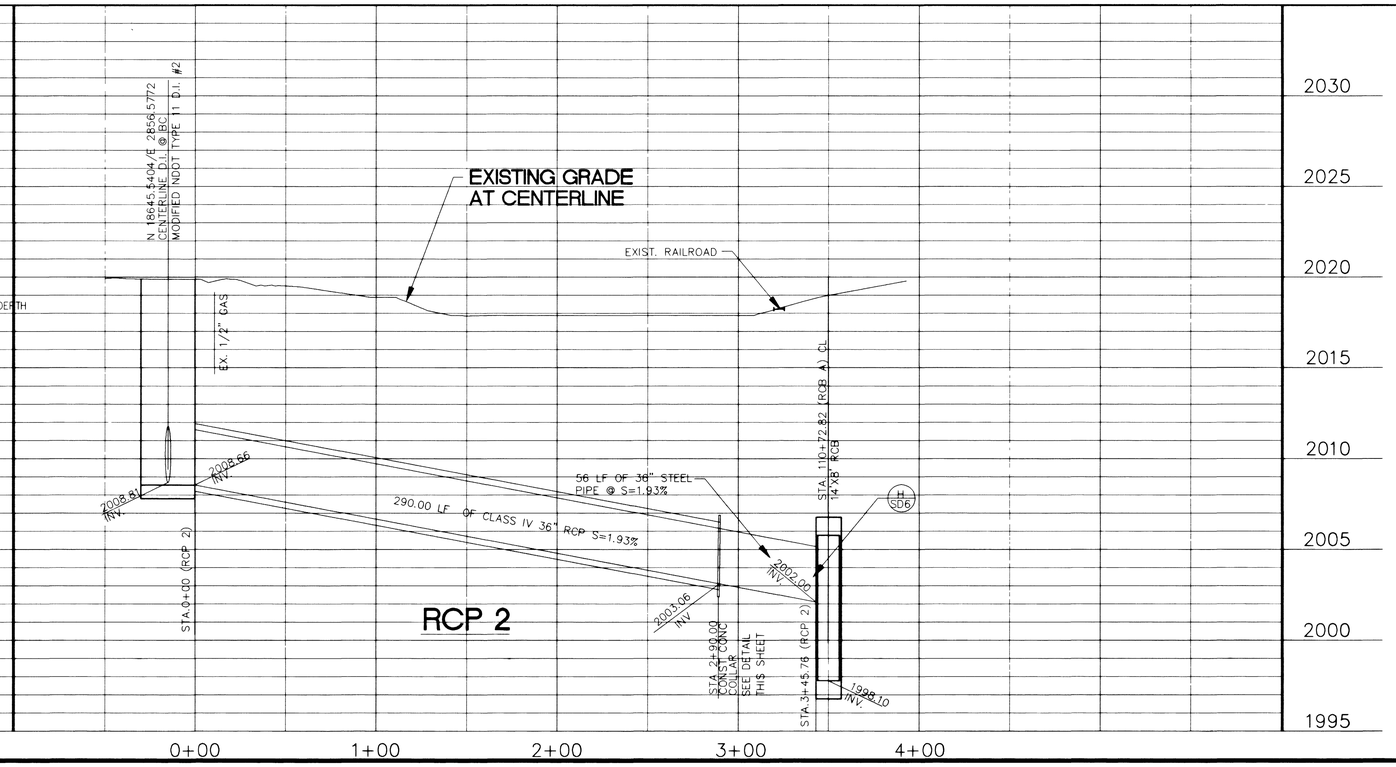

No.	Date	BY	REVISION

Carter-Burgess
Consultants in Planning, Engineering, Architecture, Construction Management, and Related Services
6655 Bermuda Road
Las Vegas, Nevada 89103
(702) 938-5400 Fax (702) 938-5454

CITY OF LAS VEGAS
UPPER WASHINGTON AVENUE CONVEYANCE SYSTEM

PHASE 2
PLAN AND PROFILE BONANZA ROAD STORM DRAIN

DRAWN BY: SCC	7/14/99	SHEET: UPPER WASHINGTON AVENUE CONVEYANCE SYSTEM
DESIGNED BY: ET	7/14/99	TITLE: PHASE 2 PLAN AND PROFILE BONANZA ROAD STORM DRAIN
CHECKED BY: GRB	7/14/99	SCALE: 1" = 40' HOR. 1" = 4' VER.
PROJECT NO: 00.1730.11-RC		

PROFESSIONAL ENGINEER - STATE OF NEVADA
GLEN R. BYERS
No. 5502
CIVIL
7/15/99

SHEET
SD8
13 OF 32

DRAWING NO.
731-54F