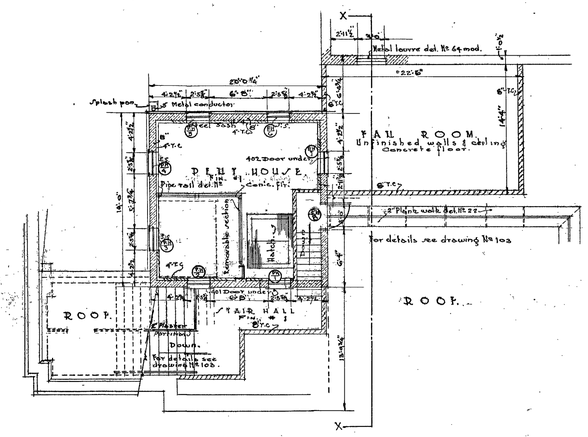

PLAN ABOVE ATTIC SLAB.
Scale 1/8" = 1'-0"

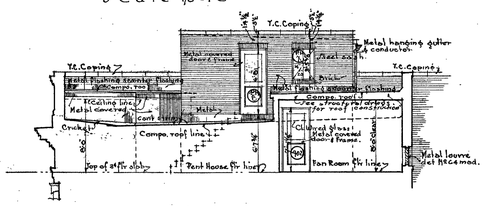

SECTION X-X
Scale 1/8" = 1'-0"

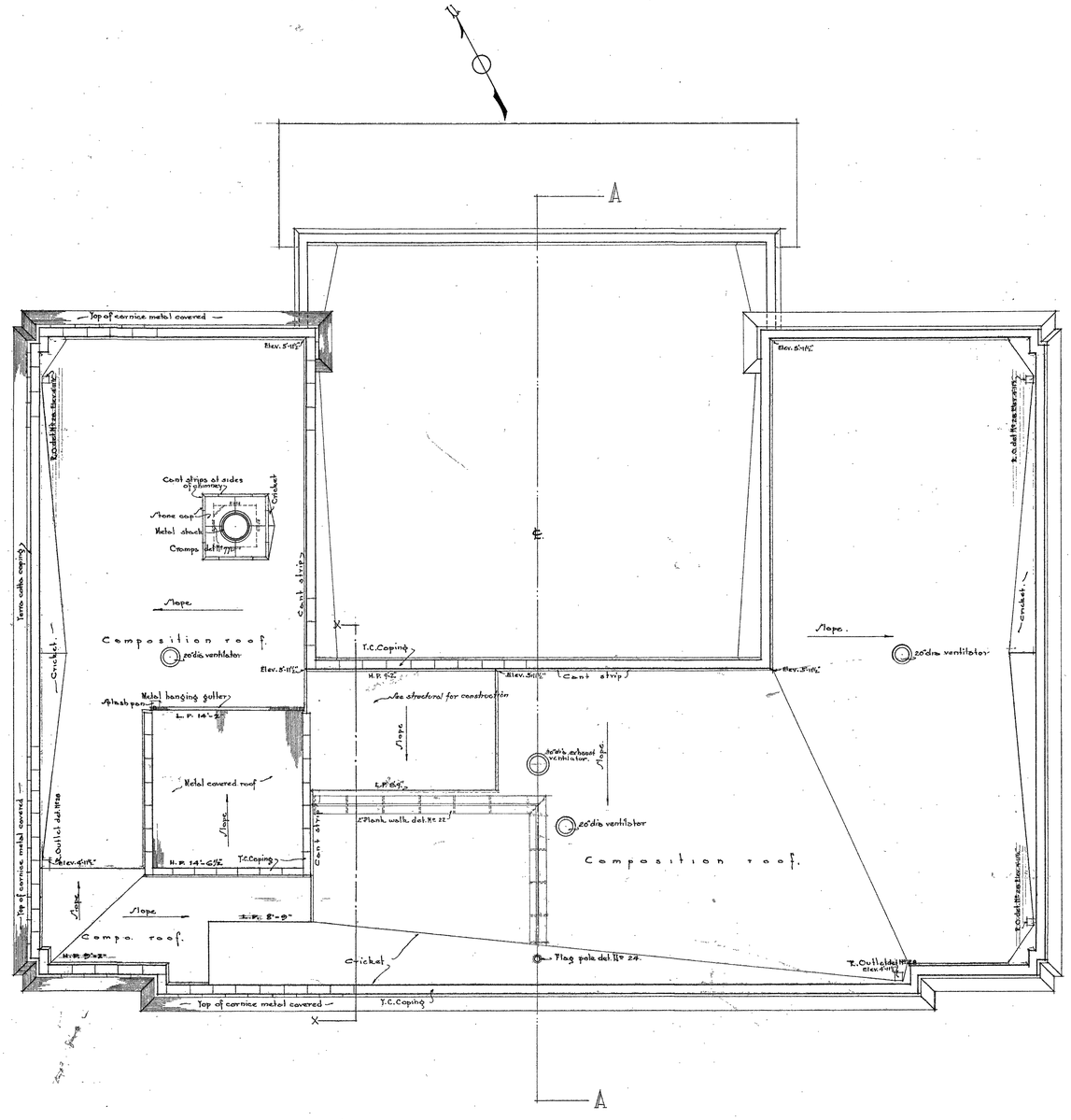

ROOF PLAN
Scale 1/8" = 1'-0"

NOTES.
All roof elevations given from top of third floor ceiling slab to top of roof sheathing or concrete slab.

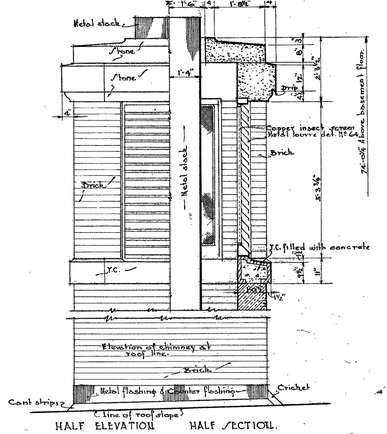

HALF ELEVATION HALF SECTION.

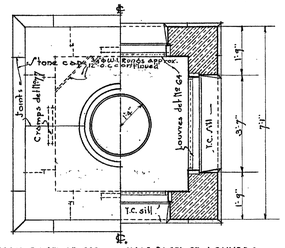

HALF PLAN OF CAP. HALF PLAN OF LOUVRES.

STACK DETAILS.
Scale 3/8" = 1'-0"

ACTING SUPERVISING ARCHITECT
TREASURY DEPARTMENT
APPROVED
SUPT. ARCHITECTURAL DIVISION
SUPT. STRUCTURAL DIVISION
SUPT. MECHANICAL DIVISION
58497

0 5 10 20 FEET
0 1 3 6 METERS

Scanned by GSA Region 9
FEB 8 1998

BUILDING U.S.P.O. CT. H. Etc.
CITY LAS VEGAS NEV.
DRAWN BY DATE 3-28-31
CHECKED BY DATE 3-28-31
DRAWING No. 6.
521-278-1 12

RETURN TO ROOM 41