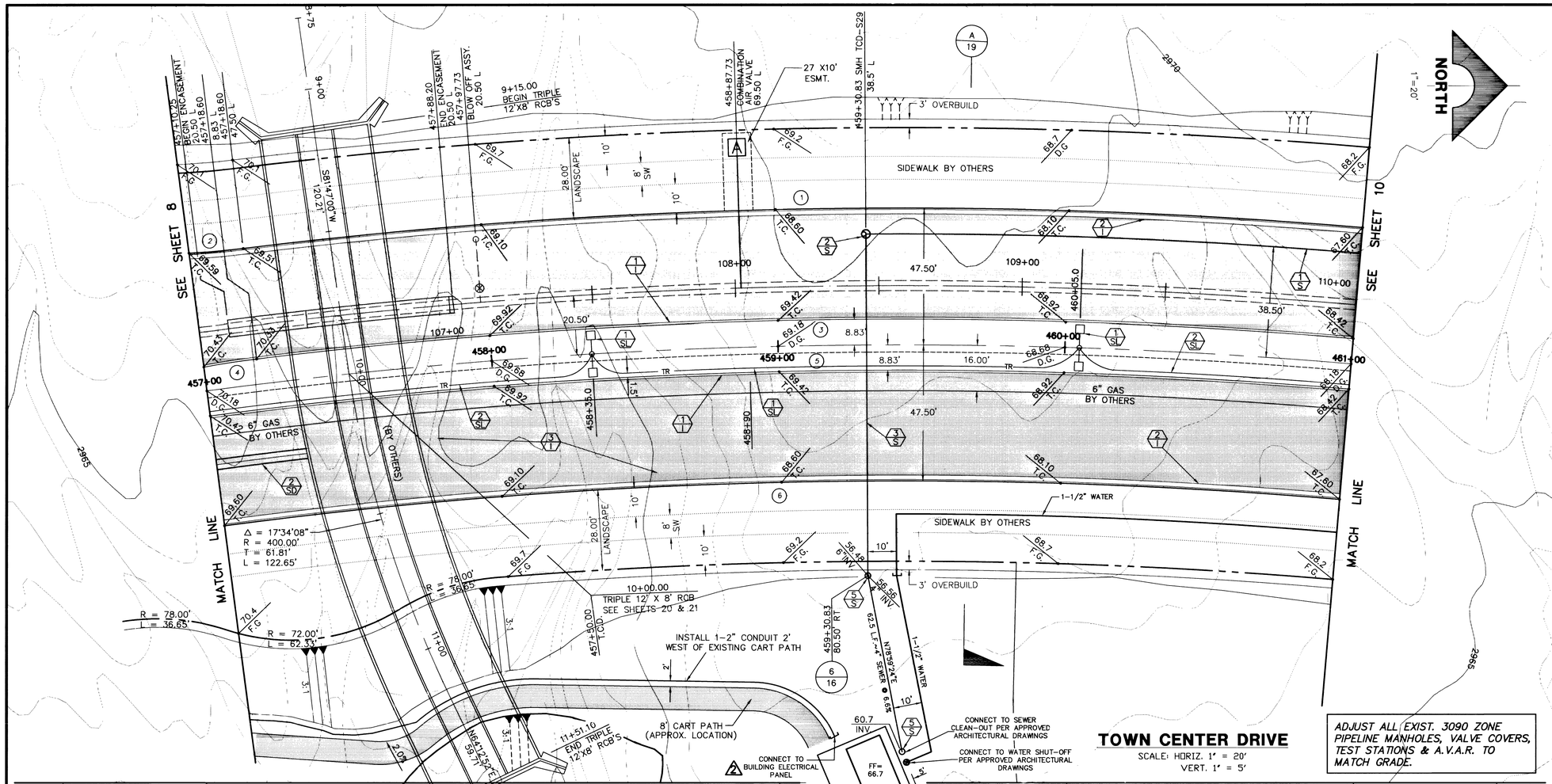

TOWN CENTER DRIVE

SCALE: HORIZ. 1" = 20'
VERT. 1" = 5'

ADJUST ALL EXIST. 3090 ZONE PIPELINE MANHOLES, VALVE COVERS, TEST STATIONS & A.V.A.R. TO MATCH GRADE.

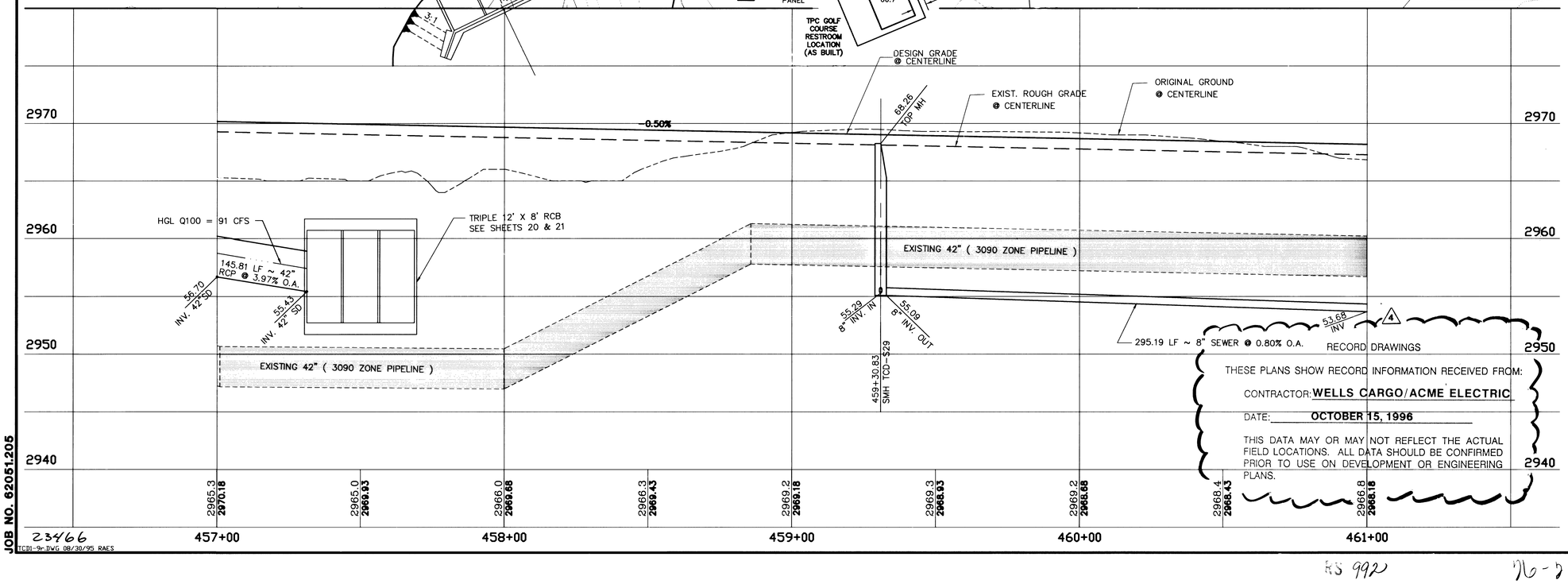

RECORD DRAWINGS

THESE PLANS SHOW RECORD INFORMATION RECEIVED FROM:

CONTRACTOR: WELLS CARGO/ACME ELECTRIC

DATE: OCTOBER 15, 1996

THIS DATA MAY OR MAY NOT REFLECT THE ACTUAL FIELD LOCATIONS. ALL DATA SHOULD BE CONFIRMED PRIOR TO USE ON DEVELOPMENT OR ENGINEERING PLANS.

CURVE DATA

(1) INDICATES CURVE NUMBER

CURVE	DELTA	RADIUS	LENGTH	TANGENT
1	11°48'44"	1897.50'	391.19'	196.29'
2	03°38'50"	300.00'	19.10'	9.55'
3	11°48'44"	1858.83'	383.22'	192.29'
4	03°34'14"	300.00'	18.70'	9.35'
5	12°23'18"	1841.17'	398.09'	199.83'
6	12°23'18"	1802.50'	389.73'	195.63'

CONSTRUCTION NOTES

IMPROVEMENTS

- (1/1) INSTALL "A" TYPE CURB (S-50/S)
- (2/1) INSTALL "L" TYPE CURB & GUTTER (S-47/S)
- (3/1) INSTALL AC PAVEMENT PER SECTION SHT. 18
- (4/1) INSTALL CROSSWALK (S-78/S)
- (5/1) INSTALL DEPRESSED CURB (1/19)

WATER

- (1/W) INSTALL 12" DIA. WATER PIPE (U-20/S)
- (2/W) INSTALL 16" DIA. WATER PIPE (U-20/S)
- (3/W) INSTALL 12" DIA. GATE VALVE & BOX (U-34/S)
- (4/W) INSTALL 16" DIA. GATE VALVE & BOX (U-34/S)
- (5/W) INSTALL 2" TEMP. BLOW-OFF (U-32/S)

STORM DRAIN

- (1/SD) INSTALL 24" DIA. STORM DRAIN PIPE (U-20/S)
- (2/SD) INSTALL 42" DIA. STORM DRAIN PIPE (U-20/S)
- (3/SD) INSTALL 48" DIA. STORM DRAIN PIPE (U-20/S)
- (4/SD) INSTALL 54" DIA. STORM DRAIN PIPE (U-20/S)
- (5/SD) INSTALL 60" DIA. STORM DRAIN PIPE (U-20/S)
- (6/SD) INSTALL STORM DRAIN MANHOLE (D1,D5/S)
- (7/SD) INSTALL 6' TYPE "A" DROP INLET (D-12/S)

SEWER

- (1/S) INSTALL 8" DIA. SEWER PIPE (U-20/S)
- (2/S) INSTALL SEWER MANHOLE (SD1-8/CLV)
- (3/S) INSTALL 6" DIA. SEWER PIPE (U-20/S)
- (4/S) INSTALL 6" WYE
- (5/S) INSTALL CLEAN-OUT WITH 12" COLLAR (2)

STREET LIGHTING

- (1/SL) INSTALL STREET LIGHT, SEE ELECTRICAL PLANS (E-2/S)
- (2/SL) STREET LIGHT OR COMMON TRENCH, SEE ELECTRICAL PLANS

TRAFFIC

- (1/SIG) INSTALL 1-3" CONDUIT
- (2/SIG) INSTALL NO. 5 PULLBOX (E-32/S)

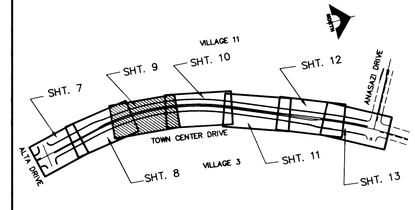

SHEET INDEX MAP

APPROVAL:

LAS VEGAS VALLEY WATER DISTRICT — DATE

REV.	DATE	DESCRIPTION	APPROVAL
2	10/15/96	RECORD DRAWINGS	
1	5/29/96	EXTEND SEWER, WATER AND POWER SERVICES FROM EXIST. STUBS TO HOLE #15 RESTROOM	

FINAL SUBMITTAL

RECOMMENDED FOR APPROVAL: CHRISTOPHER R. ANDERSON — DATE

PROFESSIONAL ENGINEER — STATE OF NEVADA — CHRISTOPHER R. ANDERSON — REGISTERED — No. 9275

G.C. WALLACE, INC.
Engineering/Architecture 1555 SOUTH RAINBOW BLVD./LAS VEGAS, NEVADA 89102

SUMMERLIN

TOWN CENTER DRIVE

TOWN CENTER DRIVE - ANASAZI TO ALTA
PLAN & PROFILE
STA 457+00 TO 461+00

SHEET 9 OF 21

JOB NO. 62051.205

23466
TCD1-9r.DWG 08/30/95 RAES

RS 992 — 96-2-18

S.I.D. 707 PROJECT NO. 2B, 2C, 2D 107-V2425