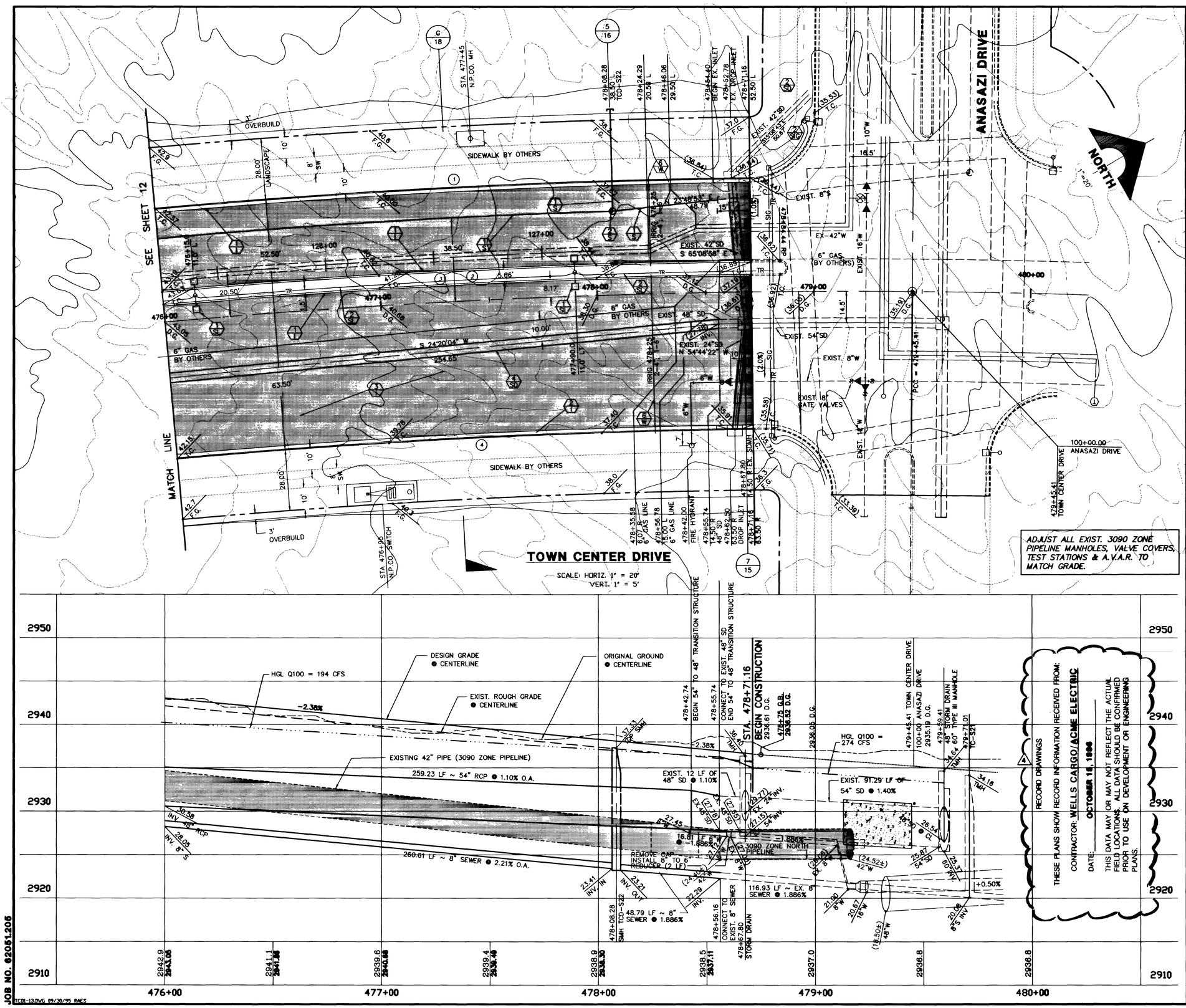

CURVE DATA

INDICATES CURVE NUMBER

CURVE	DELTA	RADIUS	LENGTH	TANGENT
1	04°26'20"	3552.50'	275.22'	137.68'
2	04°26'20"	3513.83'	272.23'	136.18'
3	04°26'20"	3508.17'	271.79'	135.96'
4	04°26'20"	3436.50'	266.24'	133.18'

CONSTRUCTION NOTES

IMPROVEMENTS

- INSTALL "A" TYPE CURB (S-50/S)
- INSTALL "L" TYPE CURB & GUTTER (S-47/S)
- INSTALL AC PAVEMENT PER SECTION SHT. 18
- INSTALL CROSSWALK (S-78/S)
- INSTALL DEPRESSED CURB (1/19)

WATER

- INSTALL 12" DIA. WATER PIPE (U-20/S)
- INSTALL 16" DIA. WATER PIPE (U-20/S)
- INSTALL 12" DIA. GATE VALVE & BOX (U-34/S)
- INSTALL 16" DIA. GATE VALVE & BOX (U-34/S)
- INSTALL 2" TEMP. BLOW-OFF (U-32/S)
- IRRIGATION SLEEVE (U-18/S)

STORM DRAIN

- INSTALL 24" DIA. STORM DRAIN PIPE (U-20/S) (7/15)
- INSTALL 42" DIA. STORM DRAIN PIPE (U-20/S)
- INSTALL 48" DIA. STORM DRAIN PIPE (U-20/S)
- INSTALL 54" DIA. STORM DRAIN PIPE (U-20/S)
- INSTALL 60" DIA. STORM DRAIN PIPE (U-20/S)
- INSTALL STORM DRAIN MANHOLE (D1,D5/S)
- INSTALL 6' TYPE "A" DROP INLET (D-12/S)

SEWER

- INSTALL 8" DIA. SEWER PIPE (U-20/S) (5/16)
- INSTALL SEWER MANHOLE (SD1-8/CLV)

STREET LIGHTING

- INSTALL STREET LIGHT, SEE ELECTRICAL PLANS (E-2/S)
- STREET LIGHT OR COMMON TRENCH, SEE ELECTRICAL PLANS

TRAFFIC

- INSTALL 1-3" CONDUIT
- INSTALL NO. 5 PULLBOX (E-32/S)

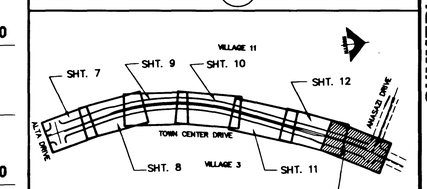

SHEET INDEX MAP

APPROVAL: 16T A/P 10-27-95

LAS VEGAS VALLEY WATER DISTRICT — DATE 2-14-96

S.I.D. 707 PROJECT NO. 2B, 2C, 2D 107-V2425

20-2-98

FINAL SUBMITTAL

MARK	DATE	RECORD DRAWINGS	DATE	APPROVAL
4	10/16/96			

RECOMMENDED: CHRISTOPHER M. ANDERSON, P.E. — DATE

G.C. WALLACE, INC. Engineering/Architecture 1555 SOUTH RAINBOW BLVD/LAS VEGAS, NEVADA 89146

SUMMERLIN

TOWN CENTER DRIVE

TOWN CENTER DRIVE - ANASAZI TO ALTA

PLAN & PROFILE

STA 476+00 TO 478+71.16

SHEET 13 OF 21

JOB NO. 62051.205

TCD1-13.DWG 09/30/95 RACS

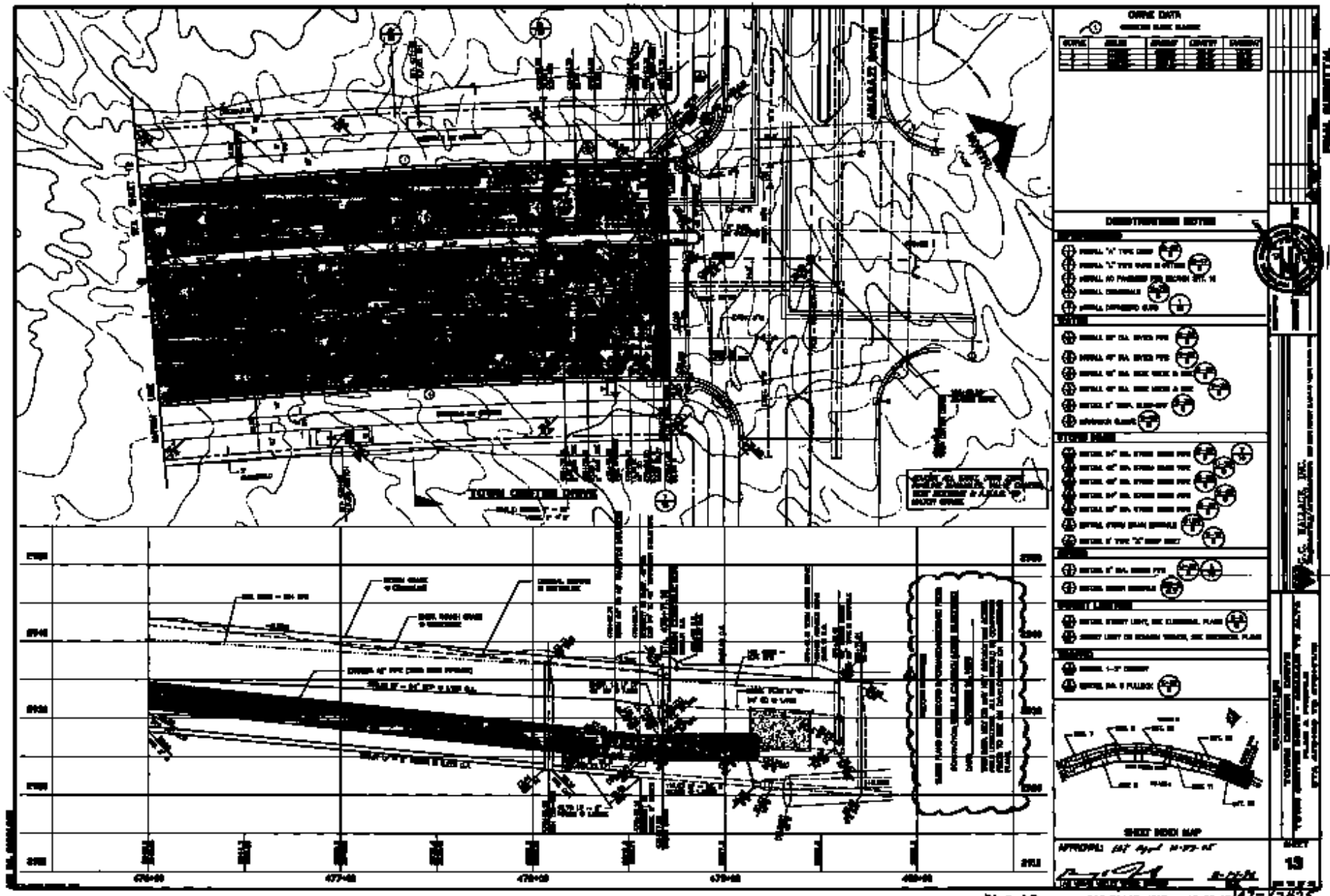
CURVE DATA
CONSTRUCTION NOTES
SHEET INDEX MAP
19