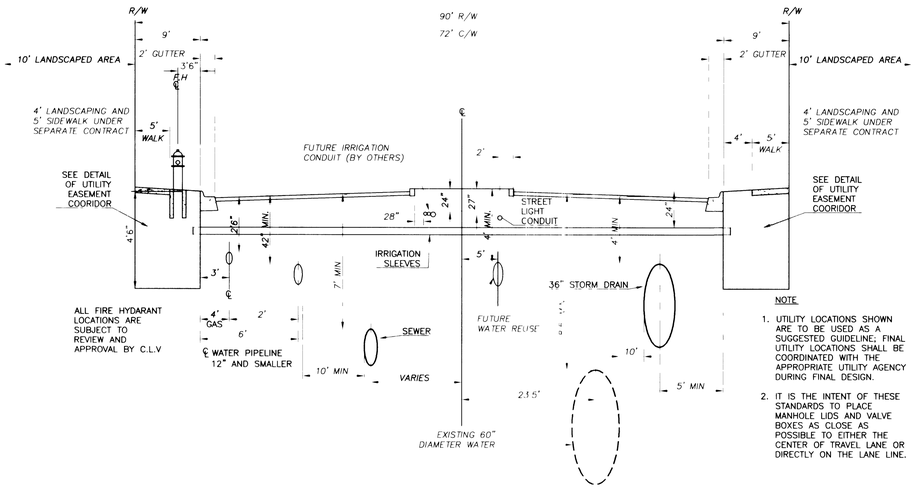

NOTE

1. UTILITY LOCATIONS SHOWN ARE TO BE USED AS A SUGGESTED GUIDELINE; FINAL UTILITY LOCATIONS SHALL BE COORDINATED WITH THE APPROPRIATE UTILITY AGENCY DURING FINAL DESIGN.
2. IT IS THE INTENT OF THESE STANDARDS TO PLACE MANHOLE LIDS AND VALVE BOXES AS CLOSE AS POSSIBLE TO EITHER THE CENTER OF TRAVEL LANE OR DIRECTLY ON THE LANE LINE.

TYPICAL UTILITY LOCATION SECTION - AZURE DRIVE

NO SCALE

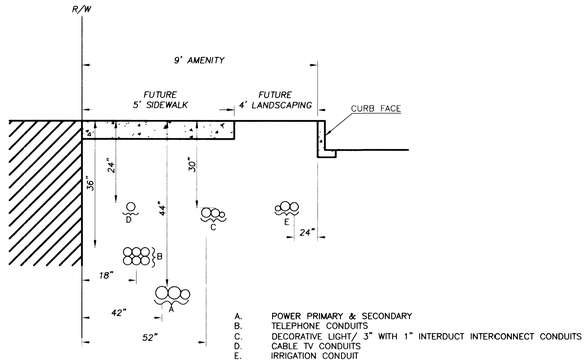

TYPICAL DRY UTILITY LOCATIONS - AZURE DRIVE.

NOT TO SCALE

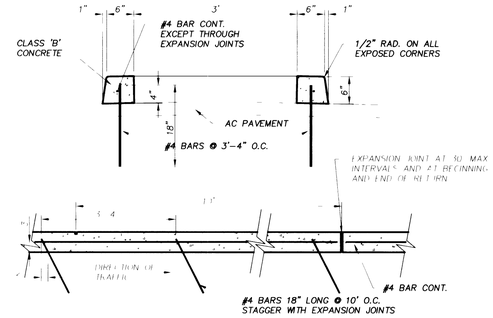

3 TACK-ON ISLAND CURB

PER CCA STD. DWG. NO. 221

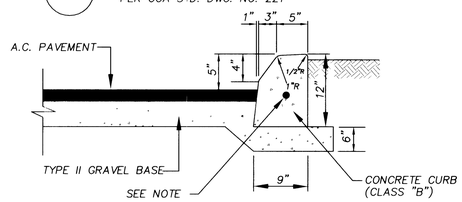

NOTE: CONTINUOUS NO. 4 REBAR REQUIRED IN NOSE OF MEDIAN ONLY. 1" BATTER ON GUTTER FACE IS OPTIONAL.

2 TYPE 'A' CURB

PER CCA STD. DWG. NO. 219

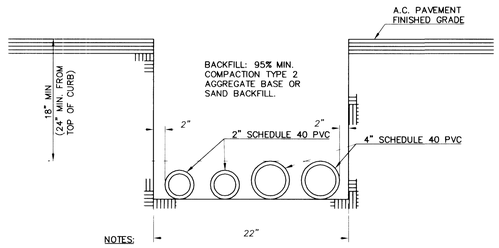

NOTES:

1. SLEEVES AND CONDUITS SHALL BE INSTALLED 18" BELOW FINISHED GRADE AND SHALL EXTEND 12" BEYOND BACK OF CURBS, WALLS AND PAVING.
2. CONTRACTOR SHALL RECORD LOCATIONS OF INSTALLED SLEEVES: A COPY OF THE FIELD NOTES SHALL BE GIVEN TO THIS ENGINEER FOLLOWING CONSTRUCTION.
3. HORIZONTAL LOCATION OF SLEEVES SHALL BE SHOWN ON DESIGN PLANS.
4. BOTH END OF ALL SLEEVES TO BE CAPPED.

TYPICAL IRRIGATION SLEEVE DETAIL

NOT TO SCALE

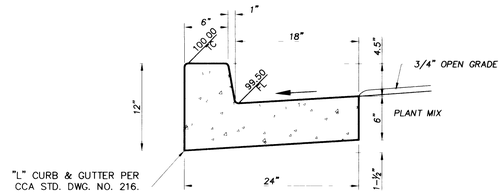

1 "L" TYPE CURB AND GUTTER

NOT TO SCALE
PER C.C.A. STD. DWG. NO. 216

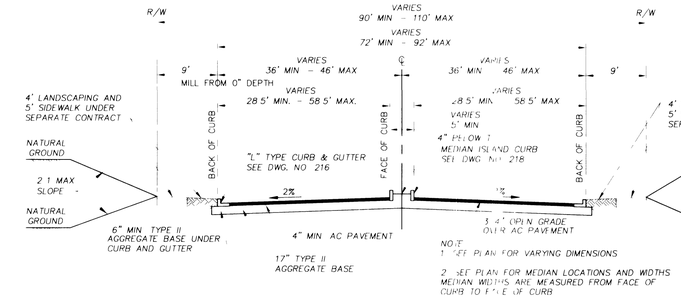

TYPICAL STREET SECTION - AZURE DRIVE

NO SCALE

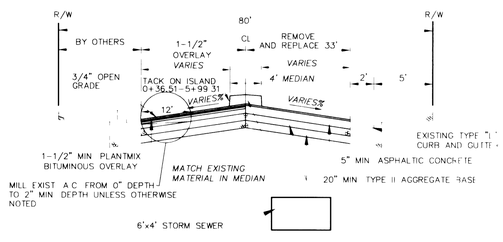

TENAYA WAY SECTION I

NOT TO SCALE STD. DWG 205
STATION 00+00 TO 06+89.45

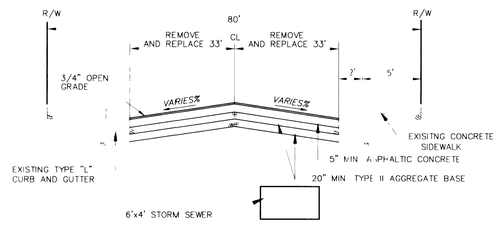

TENAYA WAY SECTION II

NOT TO SCALE STD. DWG 205
STATION 06+89.45 TO 12+70.00

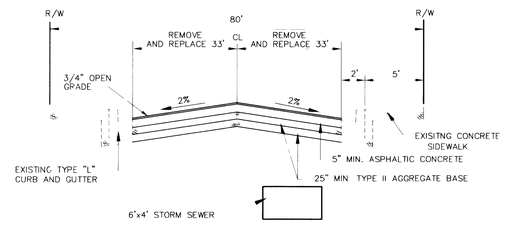

TENAYA WAY SECTION III

NOT TO SCALE STD. DWG 205
STATION 12+70.00 TO 19+41.16

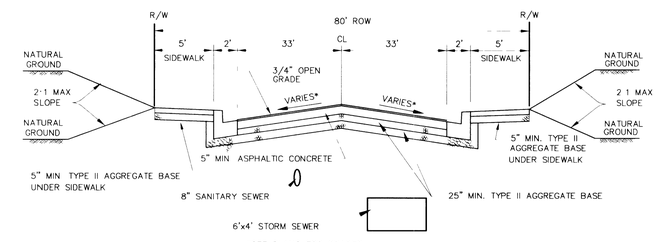

*SEE PLANS FOR GRADES

TENAYA WAY SECTION IV

NOT TO SCALE STD. DWG 205
STATION 19+41.16 TO 25+66.97

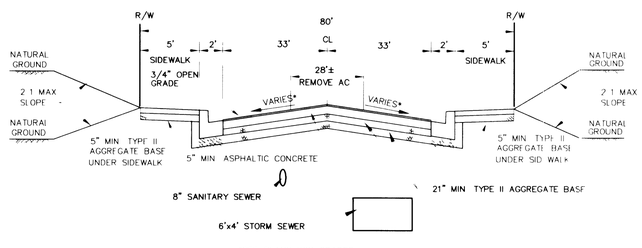

*SEE PLANS FOR GRADES

TENAYA WAY SECTION V

NOT TO SCALE STD. DWG 205
STATION 25+66.97 TO 27+66.70

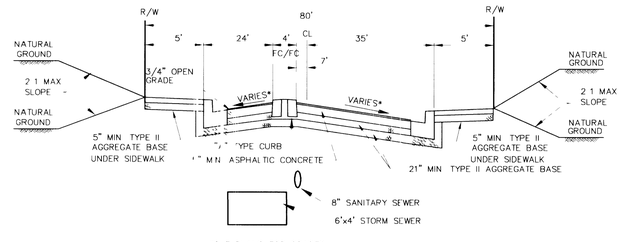

*SEE PLANS FOR GRADES

TENAYA WAY SECTION VI

NOT TO SCALE STD. DWG 203
STATION 27+66.70 TO 31+31.72

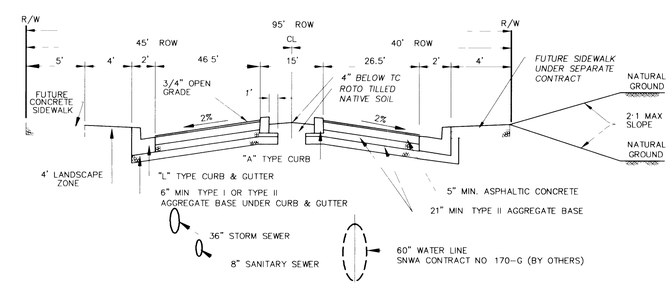

TENAYA WAY SECTION VII

NOT TO SCALE STD. DWG 203
STATION 32+38.10 TO 34+25.05

37616

F:\PROJECTS\9907_01\9907-covers.dwg 09/28/01 10:29:10 AM PDT

REV	DATE	BY	REVISION

DEPARTMENT OF PUBLIC WORKS ENGINEERING DESIGN SECTION
400 EAST STEWART
LAS VEGAS NV, 89101
(702) 229-5276

CITY ENGINEER: CHARLES KAJKOWSKI, JR., P.E.
PROJECT MANAGER: THERESA M. HANRAHAN, P.E.

PRIMAS AND ASSOCIATES
CONSULTING ENGINEERS
1091 CIMARRON ROAD, SUITE A-3
LAS VEGAS, NV 89145
PHONE (702) 228-8183
FAX (702) 228-8194

SHEET TENAYA WAY / AZURE DRIVE TYPICAL CROSS SECTIONS

TITLE TENAYA WAY / AZURE DRIVE ROADWAY IMPROVEMENTS

DRAWN BY:
DESIGNED BY:
CHECKED BY:
SCALE: 1"=3'/1"
HORZ VERT
PROJECT NO: 9070100.7

SEAL
REGISTERED PROFESSIONAL ENGINEER CHARLES A. PRIMAS No 6638 STATE OF NEVADA
GRAPHIC ALTERNATE REF NO. 6638

SHEET
SCS1
8 OF 70 SHEETS

DRAWING NO.
107-V3145

BID NO. 02.173.0.04 DWG NO. 107-V3145