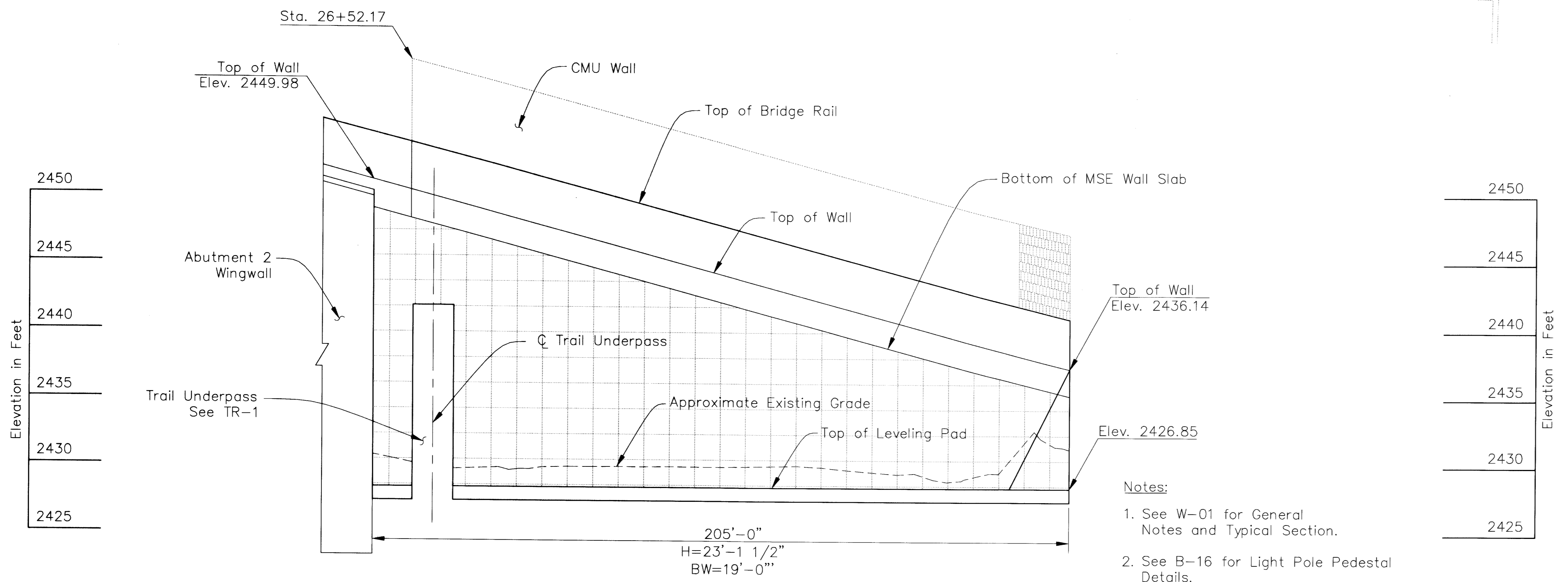


PLAN




ELEVATION (MIRRORED)

- Notes:
1. See W-01 for General Notes and Typical Section.
  2. See B-16 for Light Pole Pedestal Details.

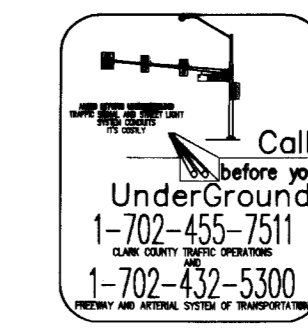
NO.	DATE	DESCRIPTION

DEPARTMENT OF PUBLIC WORKS  
 ENGINEERING DESIGN SECTION  
 CITY ENGINEER: JORGE CERVANTES, P.E.  
 PROGRAM MANAGER: MARK SORENSEN, P.E.  
 DESIGNED BY: CS  
 DRAWN BY: CG  
 CHECKED BY: RM  
 HDR Engineering, Inc.  
 HORIZONTAL SCALE: 1"=20'  
 VERTICAL SCALE: 1"=4'  
 DATE: 1/2008

TITLE: TENAYA WAY OVERPASS AT SUMMERLIN PKWY  
 SHEET: PLAN AND PROFILE MSE RETAINING WALL NO. 3



Sheet  
**W-04**  
 91 of 96  
 DRAWING NO.  
**107Y4452**



109524

P:\Tenaya\Sheets\W-04.dwg 01/18/08 9:29am abdo