NOTES:

1/2" EXPANSION JOINT AT ALL COLD JOINTS, AT BEGINNING AND END OF RETURN AND AT 150' MAX. INTERVALS FOR EXTRUDED CURB AND 30' MAX. INTERVALS FOR FORMED CURB.

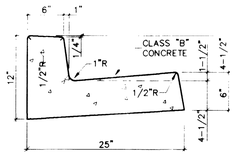

"L" TYPE CURB & GUTTER (1/5)
PER SUMMERLIN IMPROVEMENT STD. DWG. NO. S-47

NOTES:

1/2" EXPANSION JOINT AT ALL COLD JOINTS, AT BEGINNING AND END OF RETURN AND AT 150' MAX. INTERVALS FOR EXTRUDED CURB AND 30' MAX. INTERVALS FOR FORMED CURB.

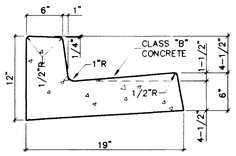

"L" TYPE CURB & GUTTER (2/5)
PER SUMMERLIN IMPROVEMENT STD. DWG. NO. S-47

NOTE:

USE 6" MIN. TYPE II UNDER CURB PER SUMMERLIN IMPROVEMENT STANDARDS DWG. S-50

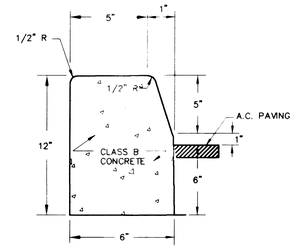

"A" CURB SECTION (3/5)
PER SUMMERLIN IMPROVEMENT STD. DWG. NO. S-50

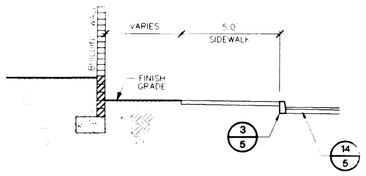

RETAINING WALL DETAIL (4/5)
N.T.S.

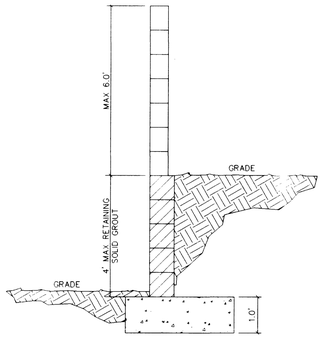

RETAINING WALL SECTION (5/5)
N.T.S.

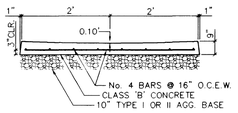

4' CONCRETE VALLEY GUTTER (6/5)

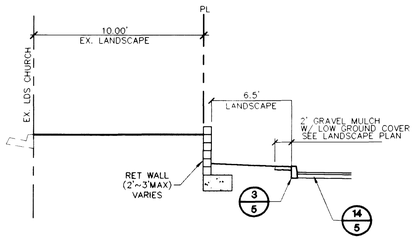

RETAINING WALL DETAIL (7/5)
N.T.S.

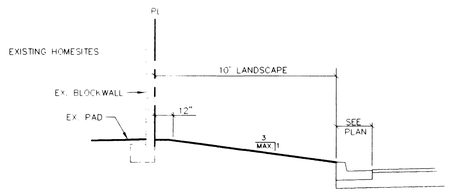

BLOCK WALL DETAIL (8/5)
N.T.S.

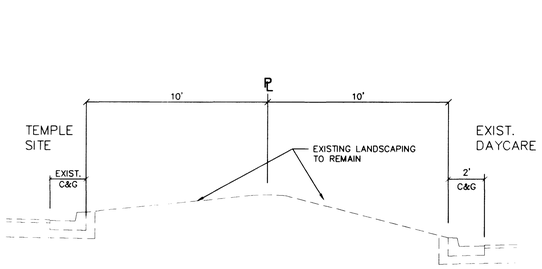

SECTION (9/5)
N.T.S.

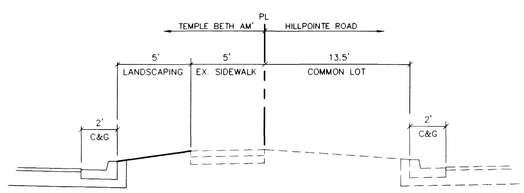

SECTION (10/5)
N.T.S.

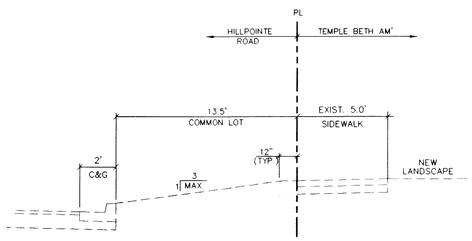

SECTION (11/5)
N.T.S.

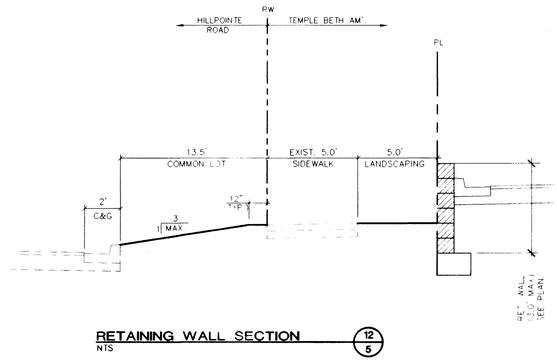

RETAINING WALL SECTION (12/5)
NTS

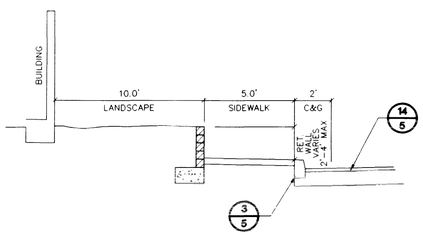

SECTION (13/5)
N.T.S.

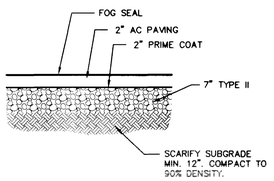

PAVEMENT SECTION (14/5)
N.T.S.

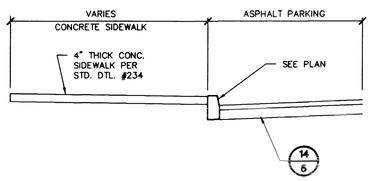

CURB & SIDEWALK (15/5)
N.T.S.

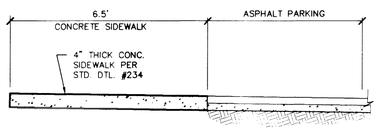

SIDEWALK & ASPHALT PARKING (16/5)
N.T.S.

24936

REV	DATE	BY	REVISION

TEMPLE BETH AM
9001 HILLPONTE ROAD
LAS VEGAS, NV 89134

vtn nevada
2727 SOUTH FAIRVIEW BOULEVARD, LAS VEGAS, NEVADA 89146-5148
PH. (702) 873-7591 FAX (702) 873-7597
CONSULTING ENGINEERS • LAND SURVEYORS

SHEET: **DETAIL SHEET**

TITLE: **TEMPLE BETH AM' PHASE I**

DRAWN BY: ASM 2/17/00
DESIGNED BY: KDW 2/17/00
CHECKED BY: KDW 2/17/00
PROJECT NO: 5424
SCALE: ~
VERIFY AS-BUILT

SEAL: PROFESSIONAL ENGINEER, STATE OF NEVADA, THOMAS E. HAYES, CIVIL, No. 9426, 6-6-00

SHEET **DT1**
8 OF 8 SHEETS
DRAWING NO. **5424**

H:\CAD\LANDEV\5424\PHASE I\5424DT01.DWG

107-V 3309