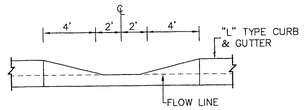

REFER TO SUMMERLIN DETAIL S-75/S FOR CURB DEPRESSION.

DEPRESSED CURB DETAIL (8/–)

SCALE: N.T.S.

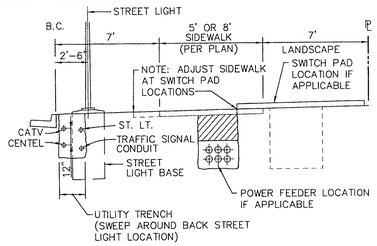

TYPICAL UTILITY LOCATION DETAIL (7/–)

SCALE: N.T.S.

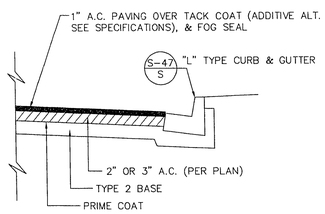

A.C. OVERLAY DETAIL (6/–)

SCALE: N.T.S.

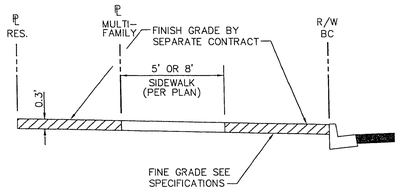

FINE GRADING DETAIL (5/–)

SCALE: N.T.S.

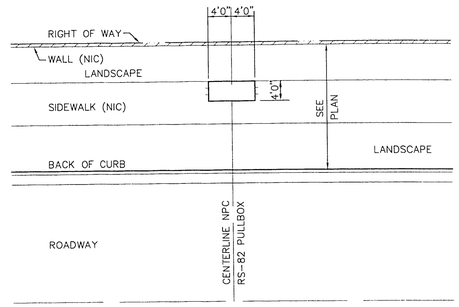

TYPICAL NPC PULL BOX LOCATION (3/–)

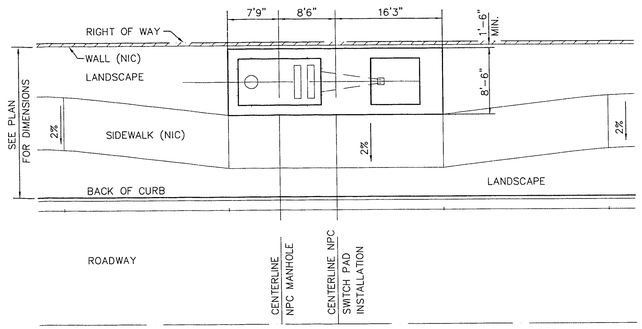

TYPICAL SIDEWALK LAYOUT AT SWITCH PADS (2/–)

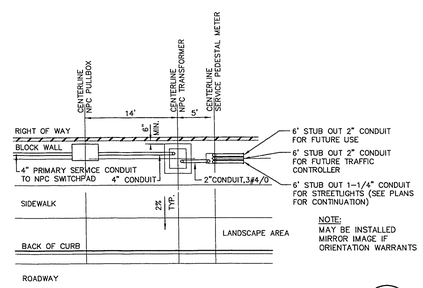

NOTE:
MAY BE INSTALLED MIRROR IMAGE IF ORIENTATION WARRANTS

TYPICAL SERVICE PEDESTAL INSTALLATION (1/–)

TYPICAL N.P.C. DETAILS

SCALE: N.T.S.

(FOR REFERENCE ONLY)

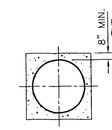

NOTE:
CONCRETE ENCASEMENT TO EXTEND 10' PAST OUTSIDE OF WATER PIPE.

ALTERNATE: SEE CONSTRUCTION NOTE 6, SHEET 3.

FOR FURTHER INFORMATION SEE SD-11/CLV

CONC. ENCASEMENT DETAIL (11/-)

SCALE: N.T.S.

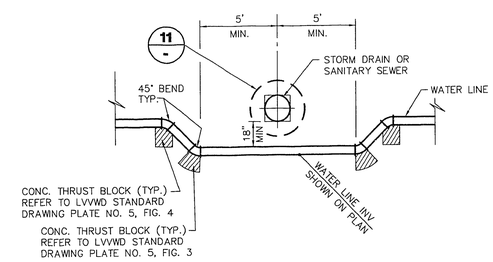

WATER - STORM DRAIN CROSS OVER DETAIL (10/-)

APPROVAL:

LAS VEGAS VALLEY WATER DISTRICT — DATE

REV.	DATE	DESCRIPTION	DATE	APPROVAL

RECOMMENDED FOR APPROVAL: BERT A. HUGHES, P.E. 10259, REGISTERED PROFESSIONAL ENGINEER, STATE OF NEVADA

G.C. WALLACE, INC.
Engineering/Architecture 1555 SOUTH RAINBOW BLVD./LAS VEGAS, NEVADA 89102

SUMMERLIN
VILLAGE 8 UNIT 3 IMPROVEMENTS
MISCELLANEOUS DETAILS

THESE PLANS ISSUED FOR GRADING ONLY 11-09-94

SHEET 19
SHT 19 OF 20

JOB NO. 62008.203

S.T.S., VBU3DET.DWG, 11/03/94

21-2-136 107-V2289