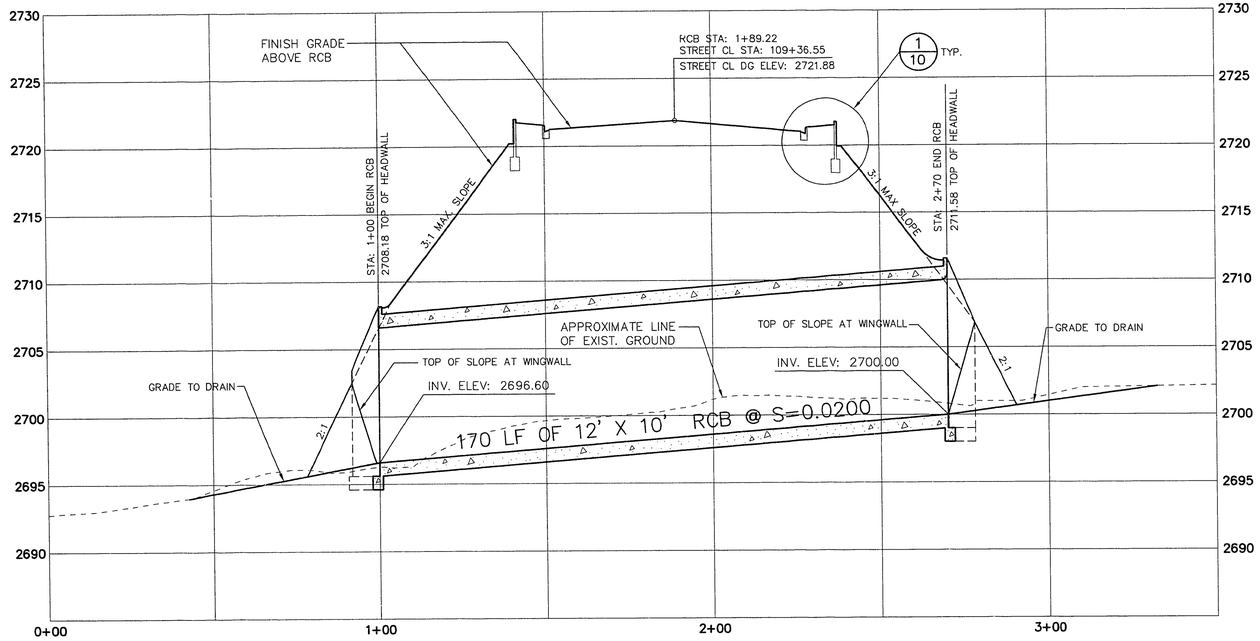

12 X 10 RCB CROSSING @ BANBURRY CROSS DRIVE STA. 109+36.55

SCALE: HORIZ. 1" = 20'
VERT. 1" = 5'

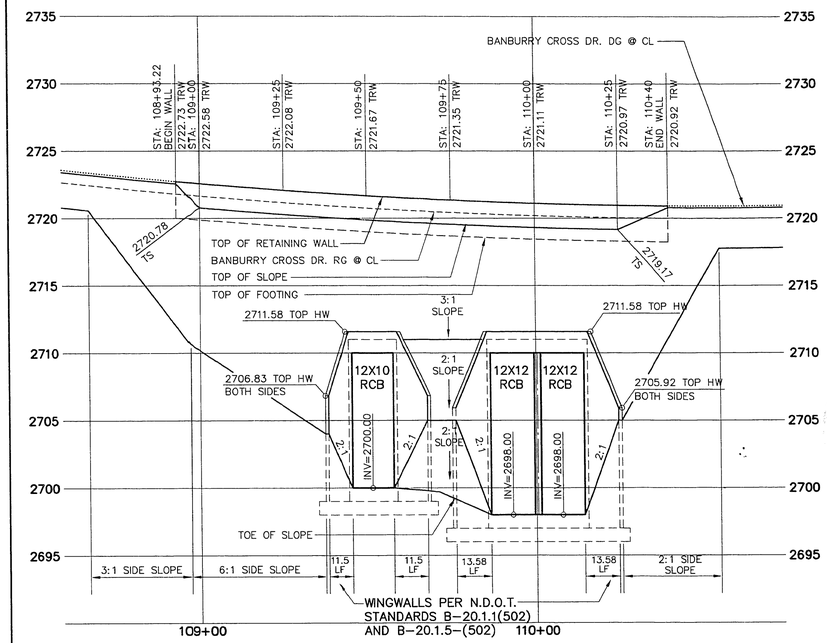

UPSTREAM WINGWALL ELEVATION

SCALE: HORZ. 1" = 20'
VERT. 1" = 5'

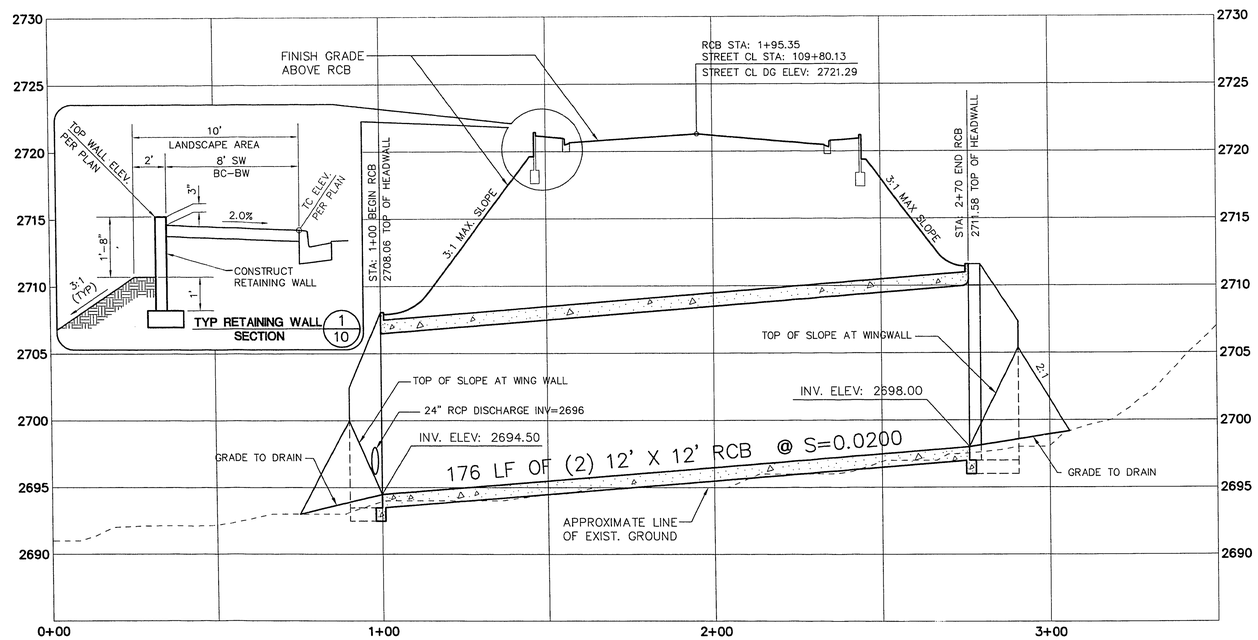

(2) 12 X 12 RCB CROSSING @ BANBURRY CROSS DRIVE STA. 109+80.13

SCALE: HORIZ. 1" = 20'
VERT. 1" = 5'

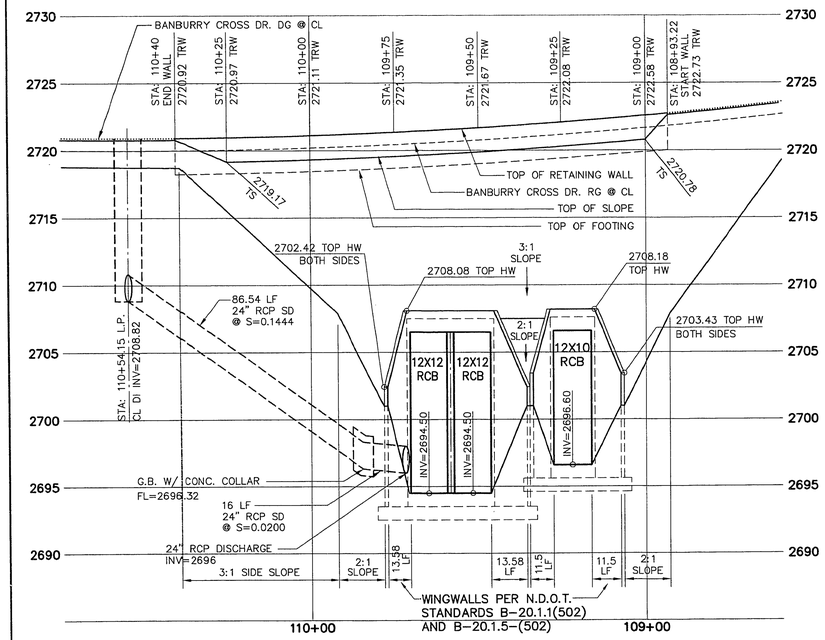

DOWNSTREAM WINGWALL ELEVATION

SCALE: HORZ. 1" = 20'
VERT. 1" = 5'

REV.	DATE	DESCRIPTION	DATE	APPROVAL

RECOMMENDED: BERT A. NUGKES, P.E. NO. 10253 DATE 2-28-96

G.C. WALLACE, INC.
Engineering/Architecture
1555 SOUTH RAINBOW BLVD./LAS VEGAS, NEVADA 89146

SUMMERLIN
VILLAGE 3 ROUGH GRADING
DRAINAGE/GOLF CART CROSSING NO. 2
BANBURRY CROSS DRIVE STA. 109+36.55
PROFILE AND WINGWALL ELEVATIONS

SHEET 10
SHT 10 OF 10

JOB NO. 62003.204

S.T.S. BCDEVING.DWG, 01/24/96 September 22, 1995 2:16:21 p.m. Drawing: C:\DRAWINGS\VIL3\BCD-EAST\BCDERCB2.DWG

28-2-88 107-V2464