

**FUTURE
VILLAGE 24
PARCEL D**

**FUTURE
VILLAGE 24
PARCEL A**

NP-1 PARK


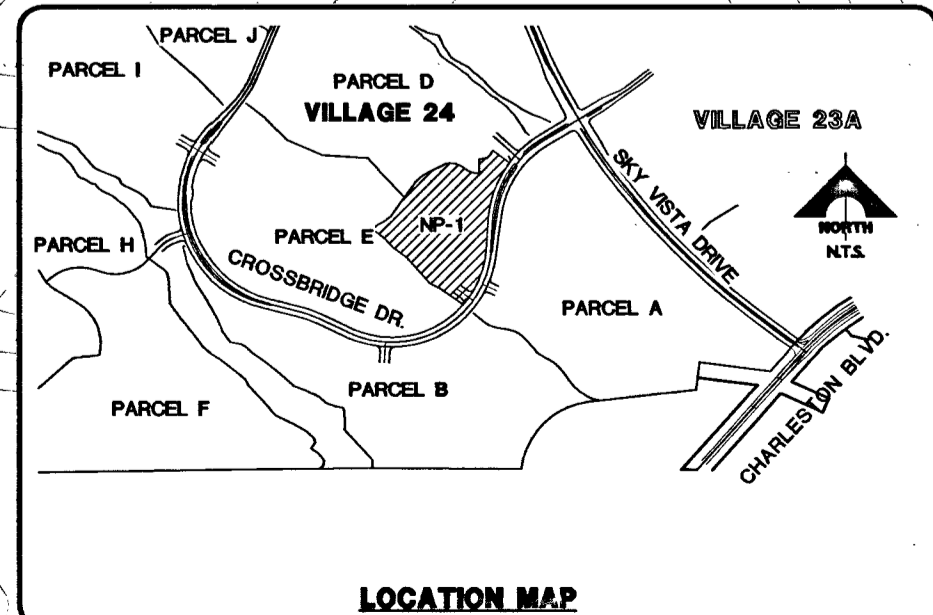
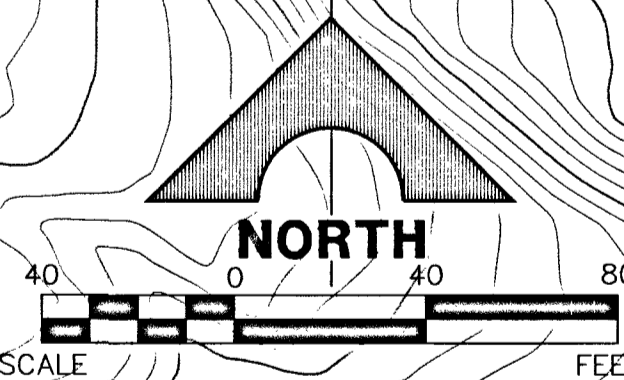
CROSSBRIDGE DRIVE

**FUTURE
VILLAGE 24
PARCEL E**

**ENGINEER'S EVALUATION OF
GRADING QUANTITIES**

PLEASE NOTE THESE QUANTITIES ARE ESTIMATES ONLY. ACTUAL QUANTITIES MAY DIFFER FROM THE ESTIMATE DUE TO SOILS VARIATIONS IN THE FIELD. VOLUMES CALCULATED WITHOUT SHRINKAGE OR SUBSIDIENCE FACTORS AND DO NOT INCLUDE OVEREXCAVATION REQUIRED FOR THE REMOVAL OF CALICHE OR ANY OTHER UNDESIRABLE MATERIALS. REFER TO THE SOILS REPORT FOR THESE AREAS. ALSO NOT INCLUDED ARE QUANTITIES FOR ADDITIONAL DITCHES & BERMS NOT SHOWN THAT MAY BE REQUIRED BY THE ENGINEER.

126,499 cys
893 cys
125,606 cys



| | |
|---------------------|------------|
| DESIGN: BE | REV. DATE: |
| DRAWN: BB | REV. DATE: |
| CHECK: SJS/BAM | REV. DATE: |
| ISSUE DATE: | REV. DATE: |
| ISSUE EDITOR: | REV. DATE: |
| PLOT TIME: 16:49:12 | REV. DATE: |

G. C. WALLACE, INC.
Engineers/Planners/Surveyors
1555 SOUTH RAINBOW BLVD., LAS VEGAS, NEVADA 89146
TELEPHONE: (702) 864-2000 • FAX: (702) 864-2289
E:\Projects\600\62024-220\DWG\Production\DW1_140331\DW16037.dwg

SUMMERLIN
VILLAGE 24 UNIT 1 IMPROVEMENTS
BORROW SITE 1