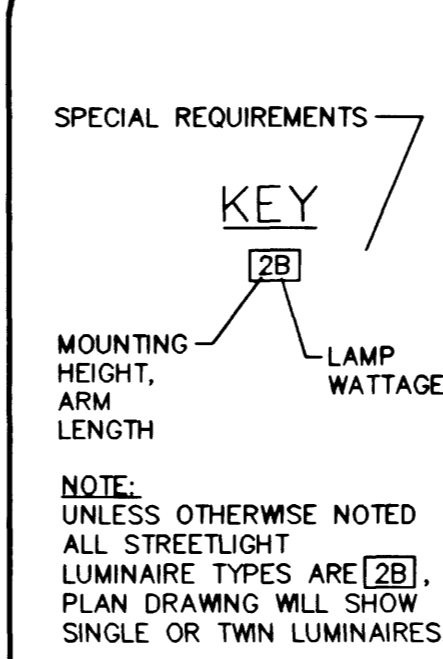


**CITY OF LAS VEGAS STREETLIGHT NOTES**

- ALL STREET LIGHTING INSTALLATIONS SHALL BE IN ACCORDANCE WITH THE STREET LIGHTING PLANS, THE "UNIFORM STANDARD SPECIFICATIONS FOR PUBLIC WORKS CONSTRUCTION OFF-SITE IMPROVEMENTS, CLARK COUNTY AREA, NEVADA", LATEST REVISION, AND THE "UNIFORM STANDARD DRAWINGS FOR PUBLIC WORKS CONSTRUCTION OFF-SITE IMPROVEMENTS, CLARK COUNTY AREA, NEVADA", LATEST REVISION.
- NO DEVIATION OF STREET LIGHT, PULL BOX, CONDUITS (ETC.) LOCATIONS SHALL BE PERMITTED WITHOUT WRITTEN APPROVAL OF THE TRAFFIC/ELECTRICAL FIELD OPERATIONS DIVISION AND THE CITY ENGINEER. ANY DEVIATION FROM THE PLAN LOCATION WILL REQUIRE COMPLIANCE WITH SECTION 623.LO.03 (E) OF THE SPECIFICATIONS.
- ALL EXISTING STREET LIGHTING SHALL REMAIN OPERATIONAL DURING CONSTRUCTION.
- ALL EMPTY CONDUIT SHALL HAVE PULL STRINGS INSTALLED PRIOR TO FINAL INSPECTION.
- ANY STRUCTURE SUCH AS BLOCK WALLS, CHAIN LINK FENCES, RETAINING WALLS, ETC., SHALL LEAVE A MINIMUM CLEARANCE OF EIGHTEEN INCHES (18") TO THE FACE OF STREET LIGHTING POLE ON ALL SIDES WHEN STREETLIGHT IS INSTALLED BEHIND SIDEWALK, AND SHALL AT NO TIME COMPLETELY ENCLOSE THE STREET LIGHTING POLE.
- AS-BUILT DRAWINGS SHALL BE SUPPLIED TO THE ELECTRICAL SERVICES SECTION PRIOR TO ANY PREFINAL INSPECTION. THE AS-BUILT DRAWING NEEDS TO BE STAMPED AS-BUILT AND SIGNED BY THE PREPARER.
- SERVICE POINT SHALL BE COORDINATED WITH NEVADA POWER COMPANY, AND WHEREVER POSSIBLE, BE LOCATED NEAR THE CENTER OF THE CIRCUIT. THIS SHALL BE THE CONTRACTOR'S RESPONSIBILITY.
- IT SHALL BE ASSUMED THAT IN THE ABSENCE OF AN EXISTING, WORKABLE CIRCUIT TO ATTACH TO, ALL INSTALLATIONS SHALL REQUIRE A NEW SERVICE FOR OPERATION OF THE CIRCUIT.
- WHEREVER THERE IS AN OVERHEAD UTILITY THAT MAY CONFLICT WITH THE INSTALLATION OF STREET LIGHTING CIRCUITS AND/OR POLES, THESE CONFLICTS MUST BE RESOLVED BETWEEN THE DEVELOPER AND THE UTILITIES INVOLVED BEFORE STREETLIGHT BASES ARE INSTALLED AT NO EXPENSE TO THE CITY OF LAS VEGAS.
- THE CONTRACTOR SHALL FURNISH COMPLETE SERVICE TO TRANSFORMERS AND CONTROL SYSTEMS IF REQUIRED ON PLANS.

**STREETLIGHT CIRCUIT CAPACITY VERIFICATION**

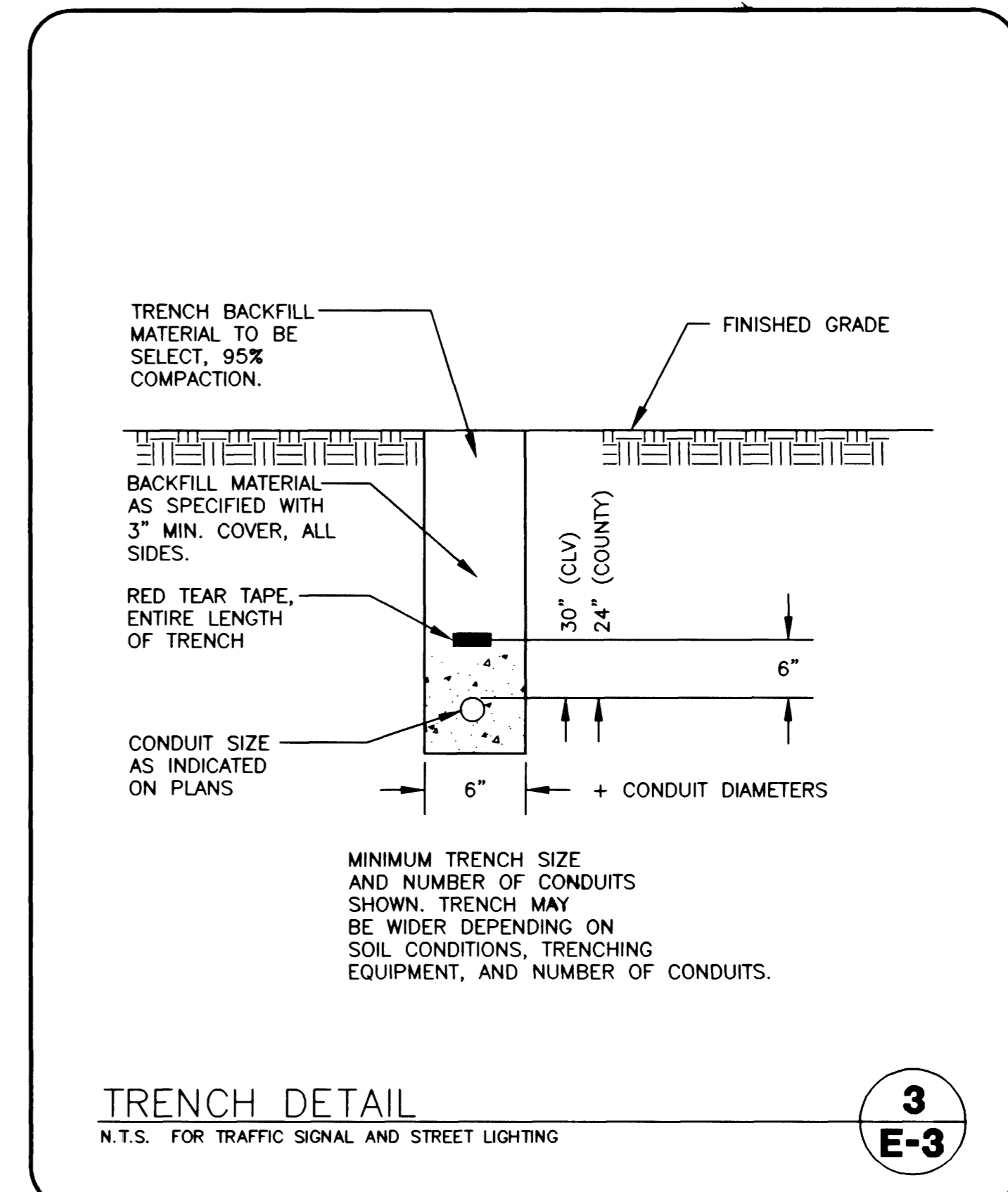
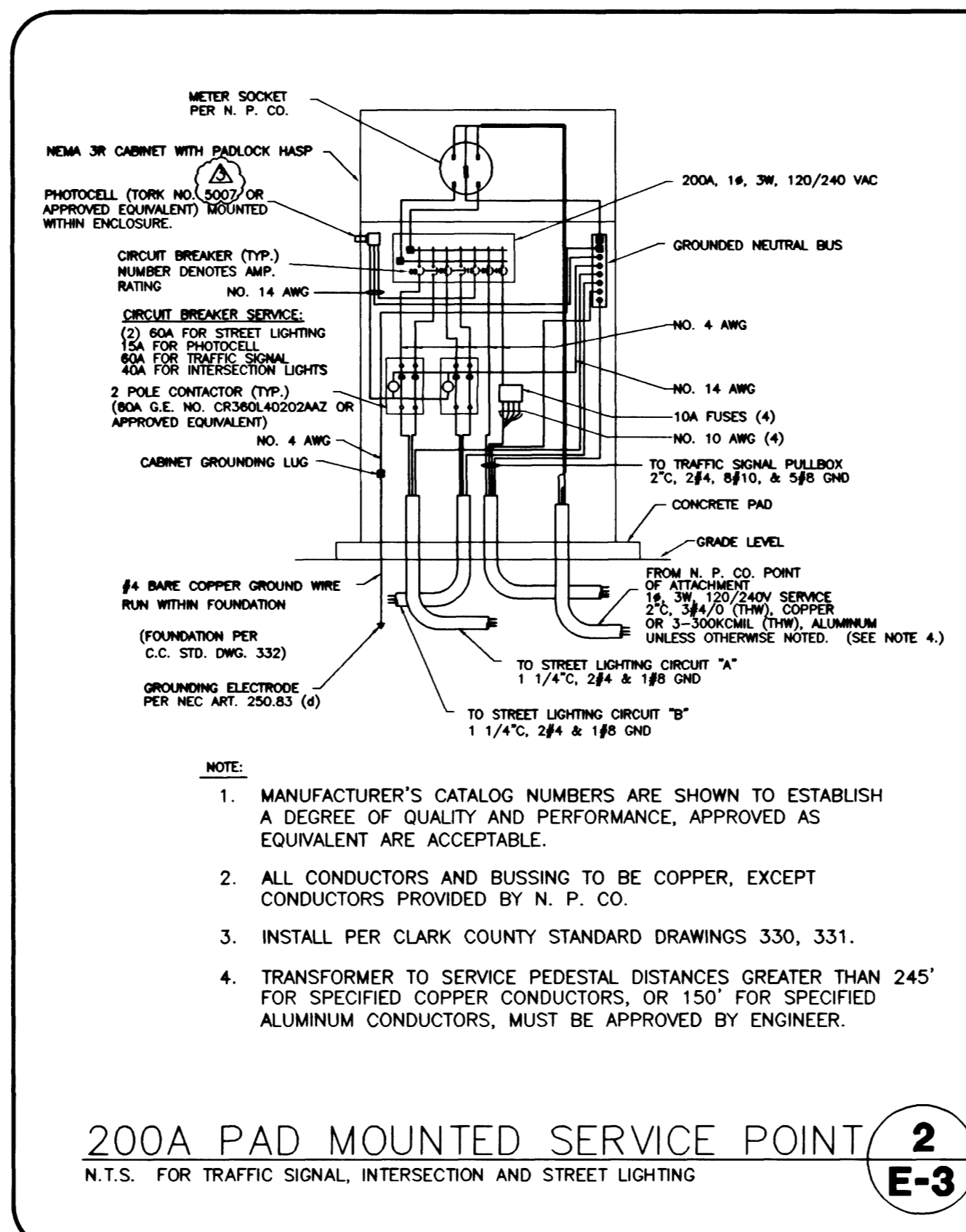
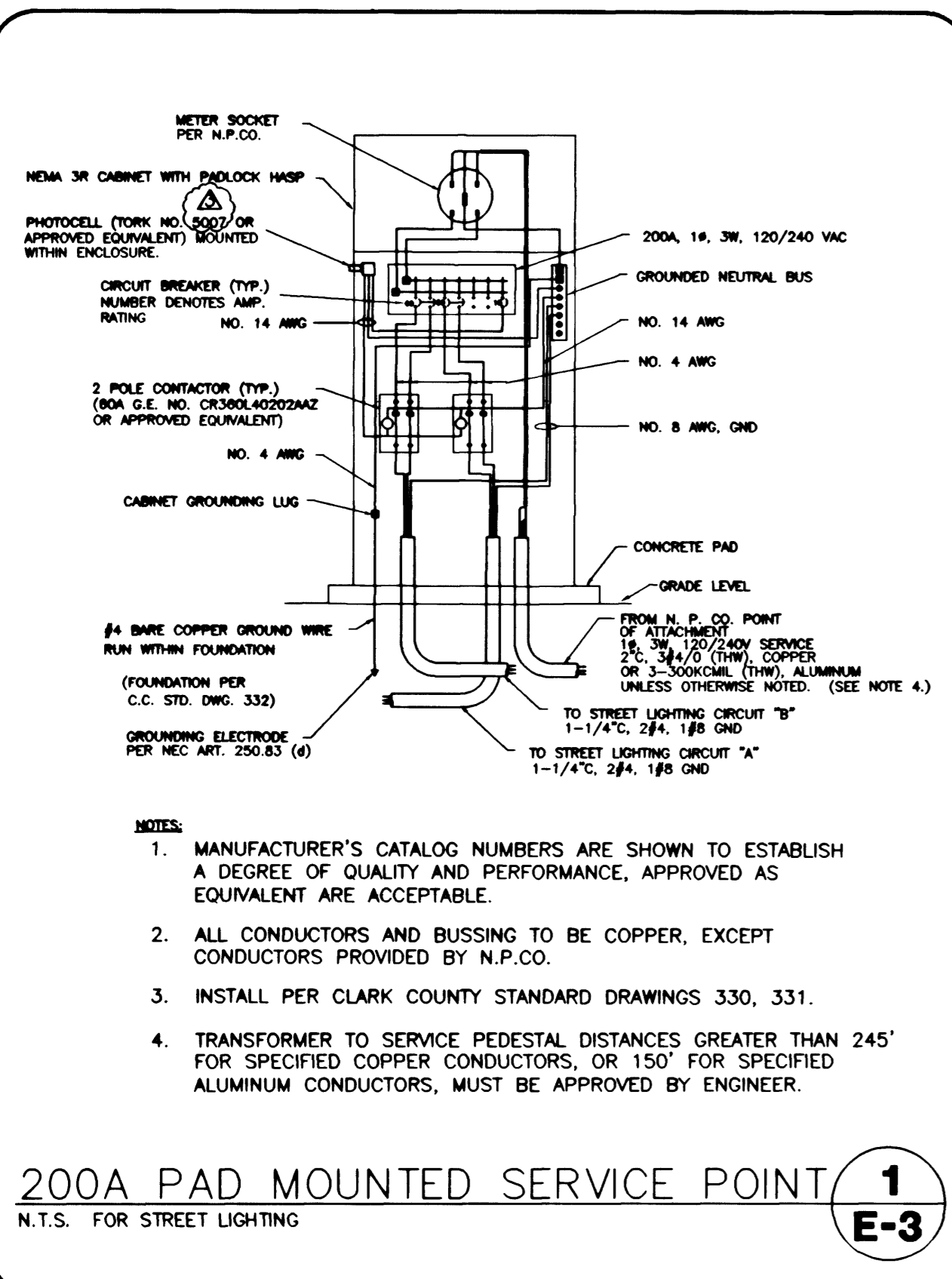
CIRCUIT NAME	2A		2B		2C		3A		3B		5A		5B		5C		7A		7B	
	STREET LIGHTING (NEW)	INTERSECTION LIGHTING (NEW)	STREET LIGHTING (NEW)	INTERSECTION LIGHTING (NEW)	STREET LIGHTING (NEW)	INTERSECTION LIGHTING (NEW)	STREET LIGHTING (NEW)	INTERSECTION LIGHTING (NEW)	STREET LIGHTING (NEW)	INTERSECTION LIGHTING (NEW)	STREET LIGHTING (NEW)	INTERSECTION LIGHTING (NEW)	STREET LIGHTING (NEW)	INTERSECTION LIGHTING (NEW)	STREET LIGHTING (NEW)	INTERSECTION LIGHTING (NEW)	STREET LIGHTING (NEW)	INTERSECTION LIGHTING (NEW)	STREET LIGHTING (NEW)	INTERSECTION LIGHTING (NEW)
CIRCUIT CAPACITY: 60 AMPS x 0.8 = 48A max	X		X				X		X		X		X		X		X		X	
CIRCUIT CAPACITY: 40 AMPS x 0.8 = 32A max					X								X							
EXISTING CIRCUIT LOAD =	0	0	0	0	0	0	0	0	0	0	0	0	0	0	0	0	0	0	0	0
PROPOSED LUMINAIRE LOAD TO CIRCUIT:	NO	AMPS	NO	AMPS	NO	AMPS	NO	AMPS	NO	AMPS	NO	AMPS	NO	AMPS	NO	AMPS	NO	AMPS	NO	AMPS
150 WATT SINGLE LUMINAIRES @ 240V=0.75 AMPS	0	0	10	7.5	0	0	3	2.25	9	6.75	0	0	11	8.25	0	0	11	8.25	4	3.0
150 WATT TWIN LUMINAIRES @ 240V=1.50 AMPS	6	9.0	5	7.5	0	0	0	0	0	0	0	0	0	0	0	0	0	0	0	0
250 WATT SINGLE LUMINAIRES @ 240V=1.25 AMPS	0	0	0	0	0	0	0	0	0	0	0	0	0	0	0	0	0	0	0	0
250 WATT TWIN LUMINAIRES @ 240V=2.5 AMPS	0	0	0	0	0	0	0	0	0	0	0	0	0	0	0	0	0	0	0	0
400 WATT SINGLE LUMINAIRES @ 120V=4.0 AMPS	0	0	0	0	4	16.0	0	0	0	0	0	0	0	0	4	16.0	0	0	0	0
TOTAL PROPOSED LOAD AMPS =	9.00	15.00	16.00	2.25	6.75	10.50	8.25	16.00	8.25	3.00										
EXISTING PLUS PROPOSED LOAD =	9.00	15.00	16.00	2.25	6.75	10.50	8.25	16.00	8.25	3.00										
REMAINING AVAILABLE LOAD AMPS =	39.00	33.00	16.00	45.75	41.25	37.50	39.75	16.00	39.75	45.00										



POLE HEIGHT	ARM LENGTH	LUMINAIRE MOUNTING HEIGHT	LAMP WATTAGE			SPECIAL REQUIREMENTS MOD
			A	B	C	
TYPE 1	8'	41'-9"	400	250	150	SEE 1 BELOW
TYPE 1A MOD	8'	41'-9"	400	-	-	HOUSE SIDE SHIELD BY MANUFACTURER. SEE 1 BELOW
TYPE 2	8'	31'-2"	250	150	100	SEE 1 BELOW
TYPE 2A MOD 1	10'	29'-7"	400	-	-	CLARK COUNTY AREA STANDARD TYPE XX-A POLE AND TYPE L FOUNDATION. SEE 1 BELOW
TYPE 2A MOD 2	8'	31'-2"	400	-	-	HOUSE SIDE SHIELD BY MANUFACTURER. SEE 1 BELOW
TYPE 3	5'	26'-4.5"	150	100	70	SEE 1 BELOW
TYPE 4	5'	16'-11.5"	100	70	-	SEE 1 BELOW

NOTES: LUMINAIRES, ARMS POLES AND FOUNDATIONS SHALL BE PROVIDED AND INSTALLED PER SUMMERLIN IMPROVEMENT STANDARD DRAWINGS E-1 AND E-2 UNLESS OTHERWISE NOTED.

1- LUMINAIRES SHALL BE 19" (LARGE, TYPE 1 OR TYPE 2 - 100W, 150W, 250W, 400W HPS) OR 14" (SMALL, TYPE 3 OR TYPE 4 - 70W, 100W, 150W HPS) CUTOFF LUMINAIRES WITH EXTRUDED ALUMINUM HOUSING WITH BRONZE POLYESTER FINISH. LUMINAIRES SHALL HAVE IES TYPE 3 MEDIUM CUTOFF ALUMINUM SEGMENTED REFLECTORS WITH CLEAR TEMPERED FLAT GLASS LENSES UNLESS OTHERWISE NOTED. HOUSING AND DOOR SHALL BE GASKETED AND RAIN TIGHT. BALLAST SHALL BE HIGH POWER FACTOR, MAGNETIC REGULATOR TYPE. LUMINAIRES SHALL BE EQUAL TO GARDCO SU-EH1413, SU-EH1913, SU-EH1013; STERNER SU14-A-10-30; SU19-A-10-30; OR APPROVED EQUAL. ARM AND POLE SHALL BE AS MANUFACTURED FOR SUMMERLIN BY AMERON, OR BY APPROVED EQUAL UNLESS OTHERWISE NOTED. BOTH LUMINAIRE AND ARM SHALL HAVE A POWDER COAT PAINT FINISH. TRAFFIC SIGNAL POLES AND LUMINAIRE ARMS SHALL BE FINISHED WITH AMERSHIELD SYSTEM NO. 5442D "HUMMINGBIRD BROWN" OR APPROVED EQUIVALENT IN ACCORDANCE WITH THE MANUFACTURER'S RECOMMENDATIONS.



DESIGN: JTB  
 DRAWN: JTB  
 CHECK: JTB  
 ISSUE DATE: 11/17/01  
 PLOT DATE: 03-21-02  
 PLOT TIME: 09:00:59  
 REV: DATE: DESCRIPTION

ADD STREET LIGHTS AT ROUNDABOUT  
 RELOCATE PEDESTAL/RELOCATE STREET LIGHTS/SLV COM  
 CLV COMMENTS ON UNIT 2  
 CLV COMMENTS ON MASTER PLAN REVISION C  
 CLV COMMENTS ON MASTER PLAN REVISION B  
 CLV COMMENTS ON MASTER PLAN REVISION A

DATE: 03/05  
 DATE: 05/21  
 DATE: 11/28  
 DATE: 11/17  
 DATE: 10/26  
 DATE: 10/09

DESIGN: JTB  
 DRAWN: JTB  
 CHECK: JTB  
 ISSUE DATE: 11/17/01  
 PLOT DATE: 03-21-02  
 PLOT TIME: 09:00:59  
 REV: DATE: DESCRIPTION

G.C. WALLACE, INC.  
 Engineering/Architecture  
 1525 SOUTH PARKWAY #100  
 LAS VEGAS, NEVADA 89102  
 (702) 735-2222  
 FAX: (702) 735-2222

SHEET  
**E-3**  
 52 OF 52 SHEETS

JOB NO. 62020.222