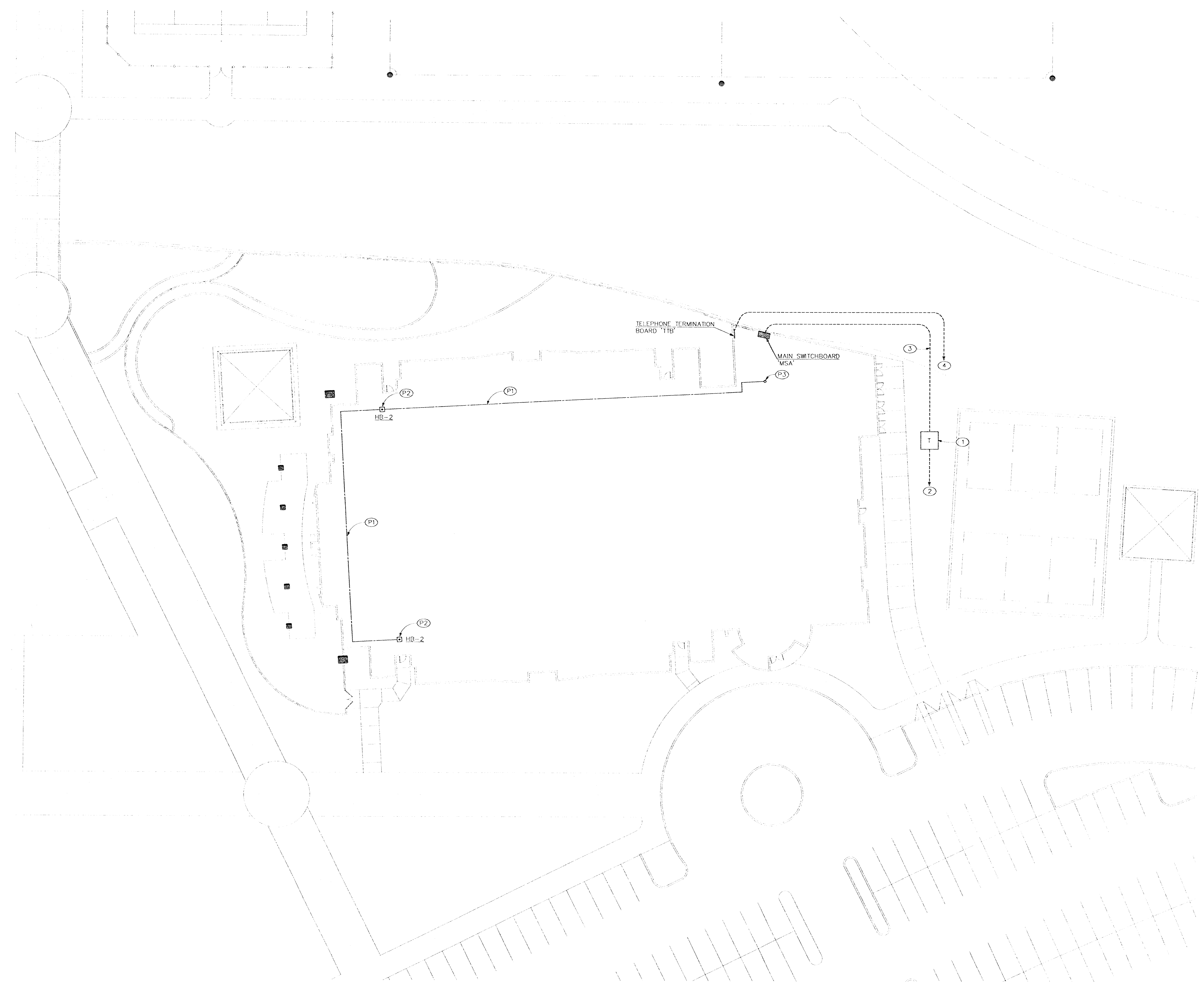


REPORT FILED OCT 22 08:55:38 1999
PROJECT AND ACTION: 3346 (HP-01-72) - VERSION 1.5



GENERAL NOTES

1. VERIFY ALL LOCATIONS AND REQUIREMENTS WITH UTILITY COMPANY INSTALLATION DRAWINGS.
2. ALL UNDERGROUND CONDUITS SHALL BE INSTALLED A MINIMUM OF 24" BELOW GRADE, PER NEC TABLE 300-5.

ELECTRICAL SHEET NOTES


1. PREFERRED LOCATION OF NPCO TRANSFORMER, METERING CABINET AND PAD.
2. TO NPCO POINT OF SERVICE, PROVIDE CONDUIT, TRENCH AND BACKFILL AS REQUIRED BY NPCO INSTALLATION DRAWINGS FOR THIS PROJECT.
3. ELECTRICAL SERVICE FEEDERS. REFER TO SINGLE LINE DIAGRAM ON SHEET ES.01.
4. (2) 4" EC TO TELEPHONE COMPANY POINT OF SERVICE. CONTRACTOR SHALL PROVIDE CONDUIT, TRENCH, BACKFILL, ETC. TELEPHONE SERVICE BEYOND THIS POINT SHALL BE DETERMINED BY SPRINT/CENTEL INSTALLATION DRAWINGS FOR THIS PROJECT.

PLUMBING SHEET NOTES

- P1 ROUTE 3/4" COLD WATER PIPE BELOW POOL DECK.
- P2 PROVIDE FLOOR HYDRANT (HB-2). COORDINATE EXACT LOCATION WITH ARCHITECT.
- P3 ROUTE 3/4" COLD WATER PIPE DOWN THRU FLOOR. REFER TO PLUMBING DRAWINGS P2.02 FOR CONTINUATION.

PLUMBING/ELECTRICAL SITE PLAN


SCALE: 1" = 20' - 0"



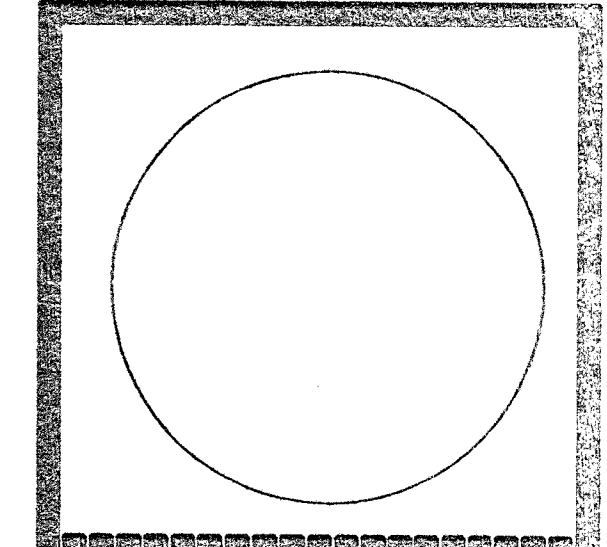


PLANS APPROVED
ELECTRICAL
City of Las Vegas, Nevada
DRM: NOV 10 1999

PLANS APPROVED
ELECTRICAL
Building & Safety Dept.
City of Las Vegas, Nevada
DRM: DEC 15 1999

PLANS APPROVED
PLUMBING/MECHANICAL
Building & Safety Dept.
City of Las Vegas, Nevada
BW: NOV 03 1999



Plumbing Only



CONSTRUCTION ENGINEERS
HARRIS
PROJECT NO. 98240.00
DESIGNED BY: A. SCHAEFER
CHECKED BY: J. CARSON
DRAWN BY: D. ELLERHER

PLUMBING/ELECTRICAL SITE PLAN
SUMMERLIN ARBORS PARK
POOL AND POOL BUILDING

Revisions:
Date: 10-22-99
Project No. 980319.00
Scale: 1" = 20' - 0"
Drawn By: D.E.F.

Sheet Number: PE1.01
PE1.01

500 PILOT ROAD, SUITE A, LAS VEGAS, NEVADA 89119 • PHONE (702) 263-7111 FAX (702) 263-8111