

ALL PIPE SIZES INDICATED ON RISER DIAGRAMS

GENERAL NOTES

1. ALL DRAINAGE PIPING 4" AND SMALLER SHALL BE SLOPED AT 1/4" PER FOOT.
2. ALL DRAINAGE PIPING LARGER THAN 4" SHALL BE SLOPED AT 1/8" PER FOOT.
3. PLUMBING VENTING SHOWN IS A MINIMUM. ADD VENTS AND/OR INCREASE PIPE SIZES AS REQUIRED.



SHEET NOTES

1. ROUTE WASTE PIPE BELOW FLOOR.
2. ROUTE VENT PIPE ABOVE CEILING.
3. ROUTE VENT PIPE BELOW FLOOR AND UP ALONG WALL.
4. 2" WASTE DOWN, 1-1/2" VENT UP.
5. 4" WASTE DOWN, 2" VENT UP.
6. 4" SANITARY SEWER PIPE BELOW GRADE. REFER TO CIVIL DRAWINGS FOR CONTINUATION.
7. 2" WASTE DOWN, 2" VENT UP.
8. ROUTE 1-1/2" WASTE PIPE FROM EMERGENCY EYEWASH THRU EXTERIOR WALL APPROXIMATELY 6" ABOVE GRADE. SEAL PENETRATION WEATHER TIGHT.
9. 6" SANITARY SEWER PIPE BELOW GRADE. REFER TO CIVIL DRAWINGS FOR CONTINUATION.

*Pool EP to have
Internal sand filter*


WASTE AND VENT PIPING PLAN

SCALE: 3/16" = 1' - 0"



HARRIS
CONSULTING ENGINEERS
PROJECT NO. 98240.30
DESIGNED BY: L. ALCHETA
CHECKED BY: J. E. HARRIS
DRAWN BY: T. ROVERO

WASTE AND VENT PIPING PLAN
SUMMERLIN ARBORS PARK
POOL AND POOL BUILDING



PLANS APPROVED BY
PLUMBING MECHANICAL
City of Las Vegas, Nevada
DATE: AUG 10 2000

Revisions:
1/17/00 PLAN CHECK COMMENTS

Date: 8-22-00
Project No. 98240.30
Scale: 3/16" = 1'-0"
Drawn By: KKK

Sheet Number: **P2:01**

500 PILOT ROAD • SUITE A • LAS VEGAS, NEVADA 89119 • PHONE (702) 263-7111 FAX (702) 263-8111