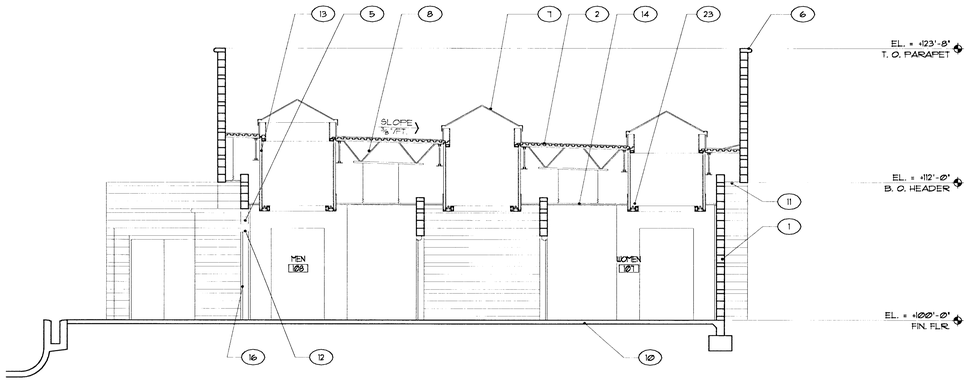

BUILDING SECTION A

SCALE: 3/16" =1'-0"

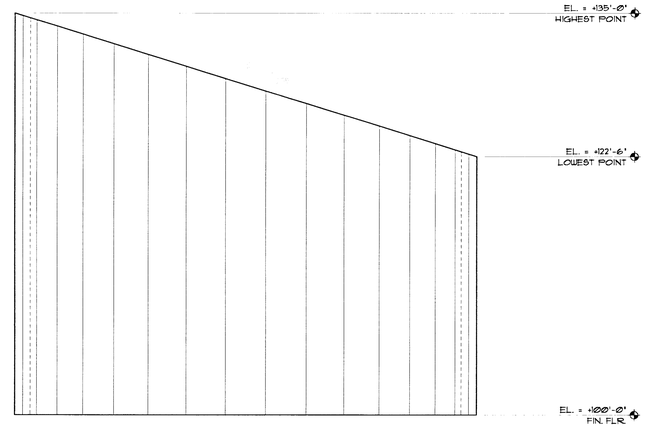

ELEVATION PERPENDICULAR TO SLOPE C

SCALE: 3/16" =1'-0"

GENERAL NOTES

1. REFER TO EXTERIOR ELEVATION, SHEET A5.01 MATERIALS LEGEND FOR FINISHES NOT NOTED ON THIS SHEET
2. REFER TO CEILING PLAN SHEET A3.01 FOR CEILING HEIGHTS.

KEYNOTES

1. ALTERNATING 3 UNITS 8x8x16 SPLIT FACE & 1 UNIT 8x4x16 HONED FACE MASONRY WALL
2. BUILT-UP ROOFING O/ 3/4" PERLITE DECK
3. EXTERIOR INSULATION FINISH SYSTEM
4. 5/8" GYP. BD. O/ 3⅝" OR 6" METAL STUDS
5. 4x8x8 GLASS BLOCK
6. 4" BULLNOSE MASONRY CAP
7. PRE-FABRICATED PYRAMID SKYLIGHT
8. ROOF JOISTS - SEE STRUCT.
9. ACOUSTICAL LAY-IN CEILING - REFER TO CEILING PLAN
10. CONCRETE SLAB ON GRADE - SEE STRUCT.
11. SUSPENDED EXTERIOR INSUALTION FINISH SYSTEM CEILING
12. T58x8x5/16 FRAME - REFER TO WINDOW TYPES
13. 5/8" GYP. BD. ON METAL STUD SHAFT
14. 5/8" SUSPENDED GYP. BD. CEILING
15. ALUMINUM STOREFRONT DOOR IN GLAZING ASSEMBLY
16. HOLLOW METAL DOOR AND FRAME
17. SLOPED GLAZING
18. STANDING SEAM METAL ROOF ON 3/4" PERLITE O/ METAL ROOF DECK.
19. STRUCTURAL FRAME - REFER TO STRUCTURAL
20. TRANSITION FROM 8" STUDS BELOW TO 6" STUDS ABOVE.
21. PUMP PIT - REFER TO POOL DRAWINGS.
22. CONT. DRAFT STOP - 1/2" GYP. BOARD, 3/8" PLYWOOD OR PARTICLE BOARD ON 4" METAL STUDS @ 16" O.C. FOR COMPLETE SEPARATION.
23. COVE LIGHTING - REFER TO ELECTRICAL AND CEILING PLANS.
24. RECESSED SWIM SUIT WATER EXTRACTOR.
25. 2x2 TUBE STEEL SUPPORTS FOR SUSPENDED HVAC DUCT ENCLOSURE.
26. WIRE HANGERS TO SUPPORT HVAC DUCT ENCLOSURE.

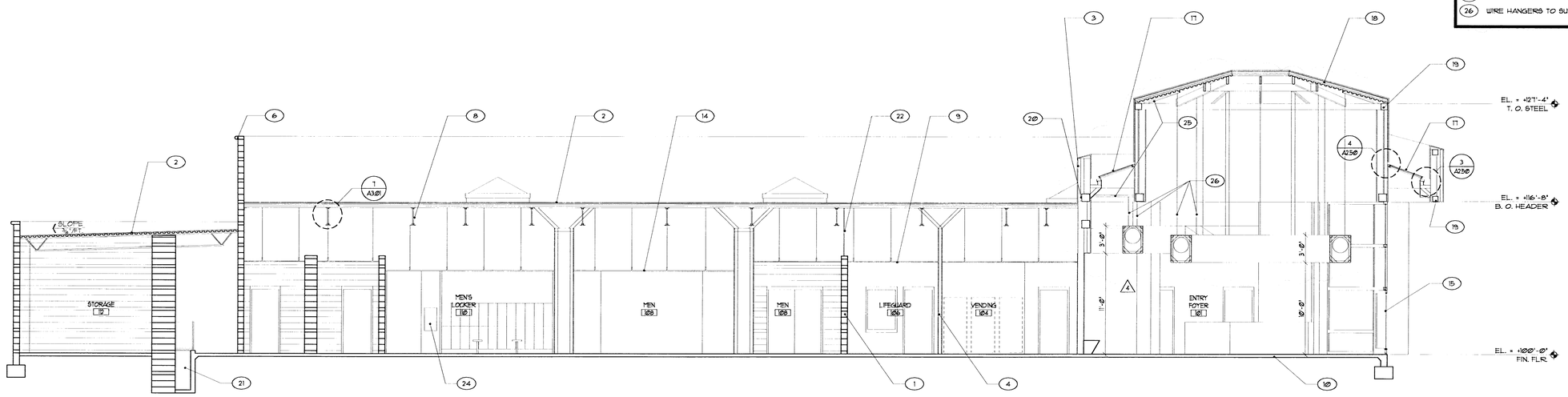

BUILDING SECTION B

SCALE: 3/16" =1'-0"

APPROVAL IS FOR CLOUDED AREAS OR LATEST REVISIONS ONLY. SEE ORIGINALS FOR OTHER REQUIREMENTS.

PLANS APPROVED
ARCHITECTURAL
Building & Safety Dept.
City of Las Vegas, Nevada

JCC DEC 03 2001

Does Not Include Structural, Electrical, Plumbing/Mechanical or Off-Site Improvements. Make No Changes Without Approval. Plan is Not a Permit to Violate Any Ordinance

№ 387023

RECEIVED
OCT 08 2001
CITY OF LAS VEGAS
GENERAL PERMITS

LUCCHESI •GALATI•
ARCHITECTS

500 PILOT ROAD • SUITE A • LAS VEGAS, NEVADA 89119 • PHONE (702) 268-7111 FAX (702) 263-8111



BUILDING SECTIONS

SUMMERLIN ARBORS PARK POOL AND POOL BUILDING

Revisions:
1 10-01-01 - MISC. REVISIONS

The ideas, designs and plans represented by this drawing are the property of Lucchesi • Galati Architects and may not be used in whole or in part without the written consent of Lucchesi • Galati Architects. This drawing is copyrighted by Lucchesi • Galati Architects, 1999. A Nevada Corporation.

Date: October 22, 1999

Project No. 98035.00

Scale: 3/16" =1'-0"

Drawn By: DDT

Sheet Number: A6.01