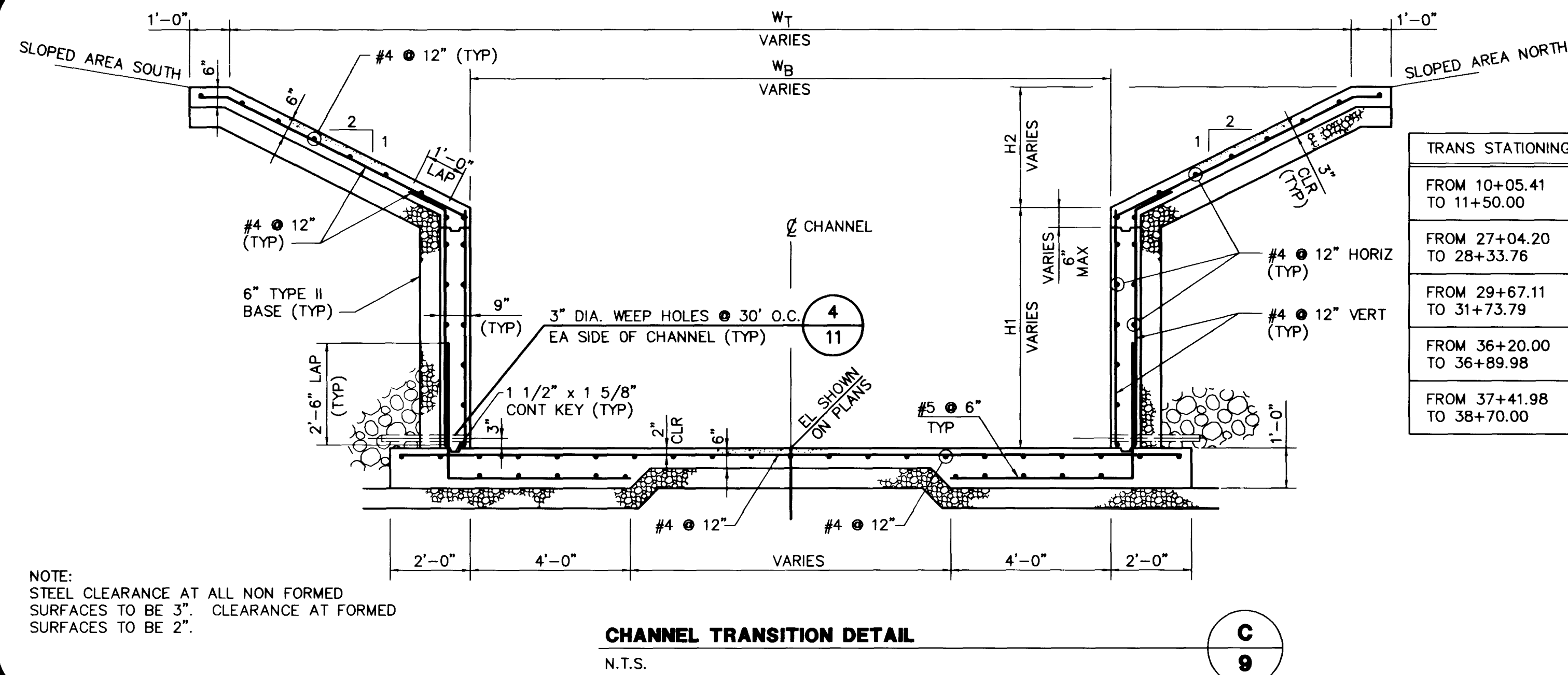
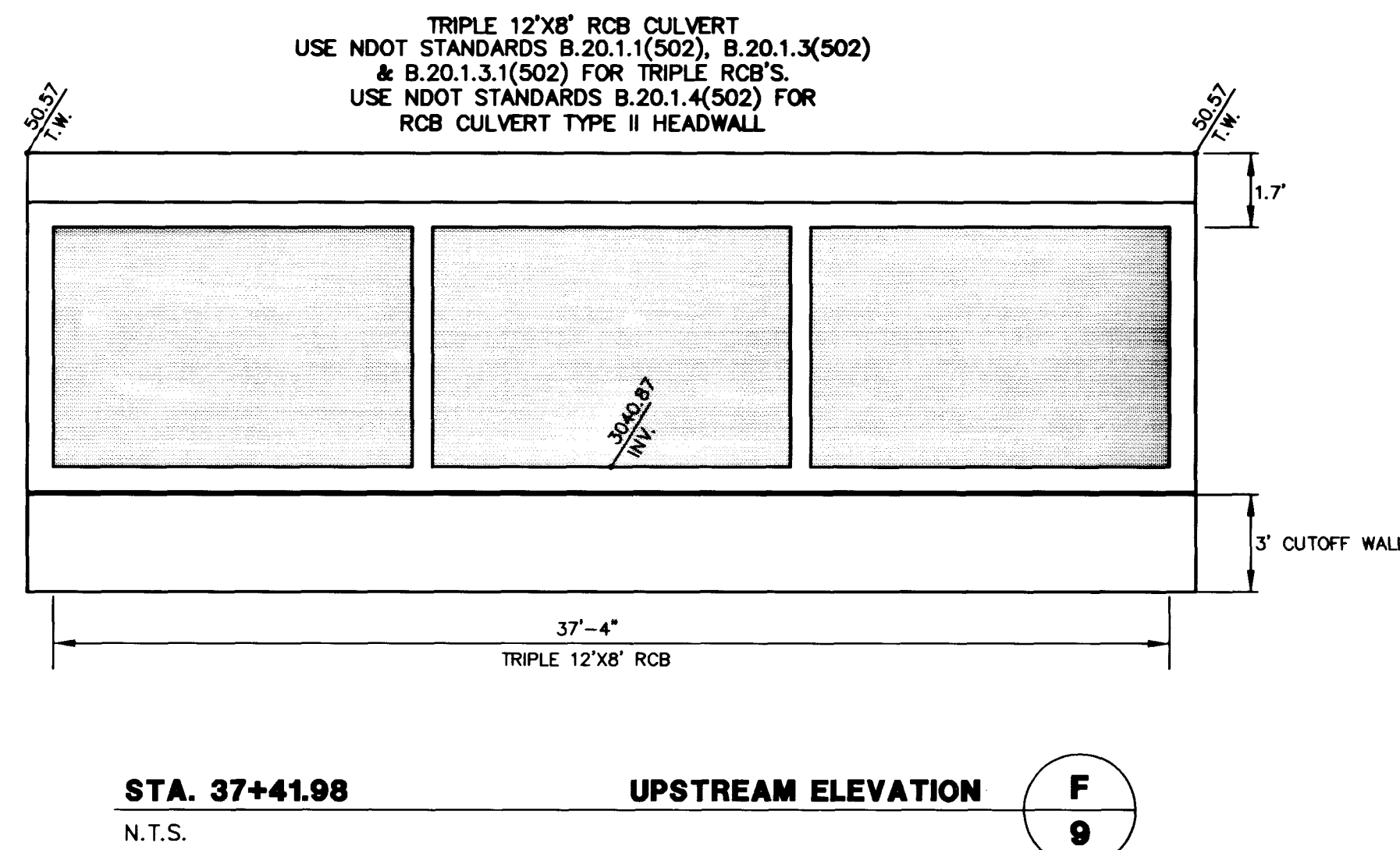


Drawing: C:\DWG\ALTA-CHAN-DTI.DWG

June 10, 1996 3:13:33 p.m.

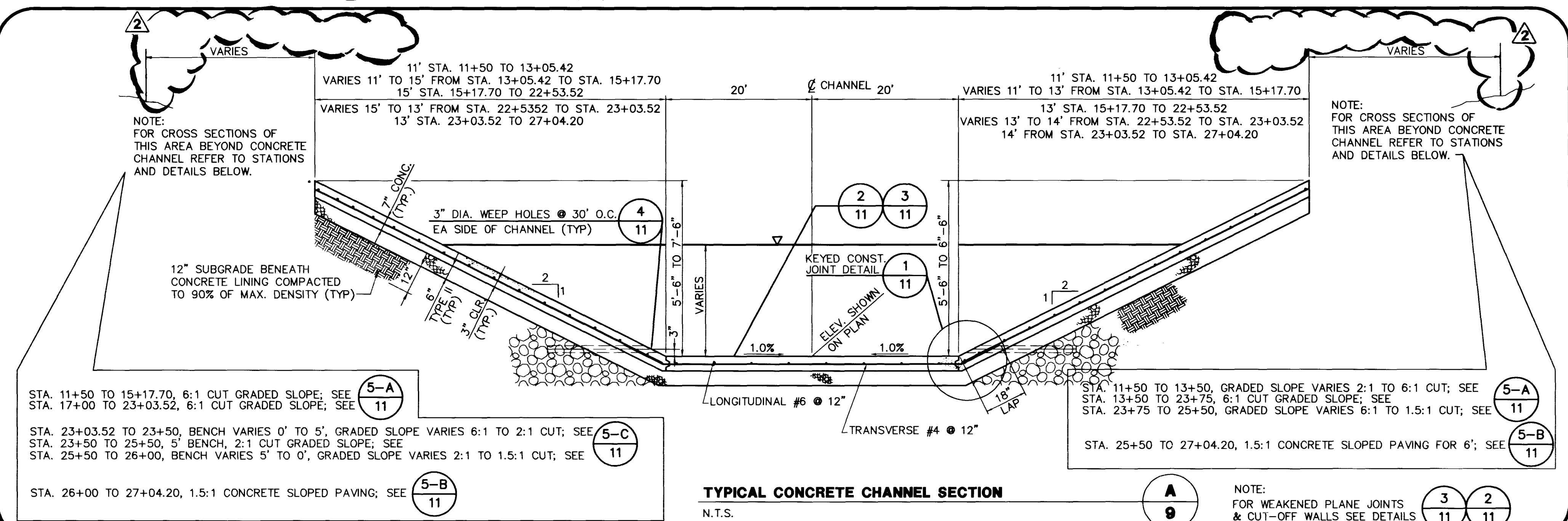
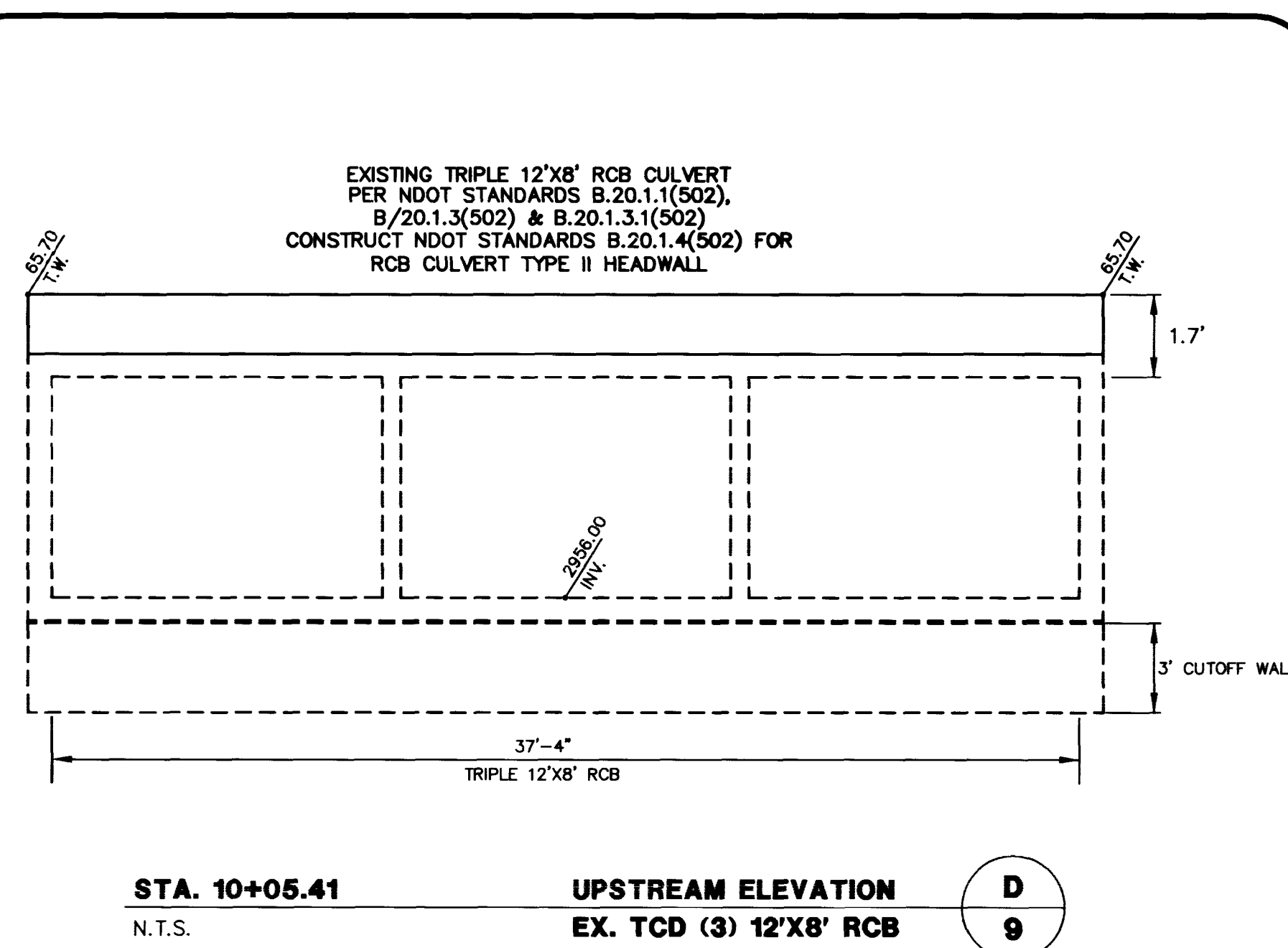
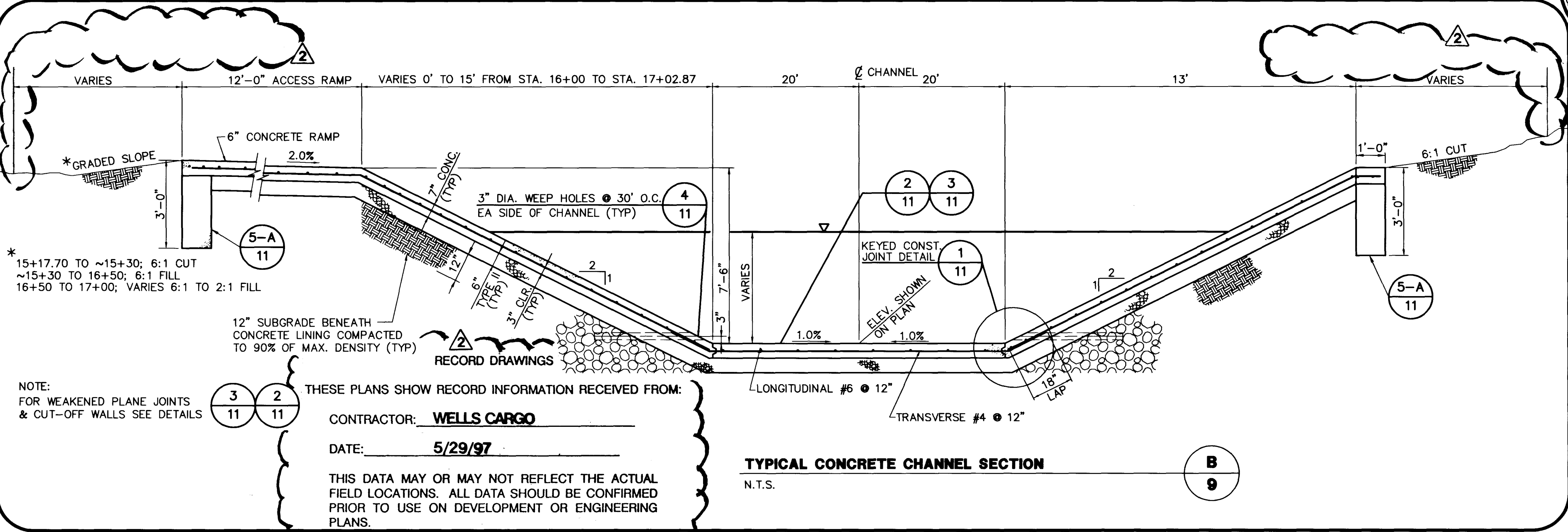
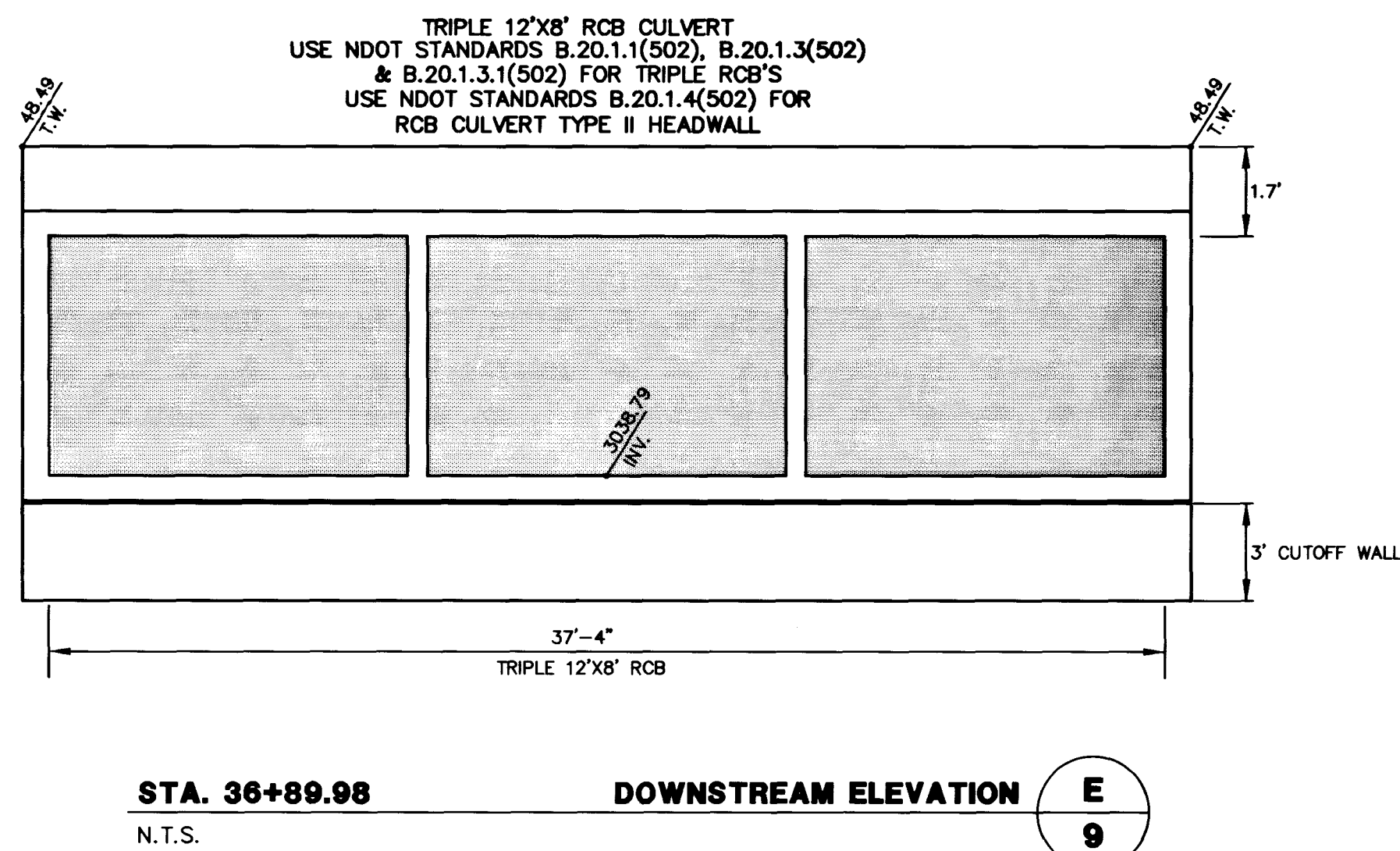
JOB NO. 62011.215



TRANS STATIONING	H1	H2	WB	WT	SLOPED AREA
FROM 10+05.41 TO 11+50.00	9'-0"	0'-0"	40'-6"	40'-6"	* 2:1 CUT
	0'-0"	5'-6"	40'-0"	62'-0"	** 6:1 CUT
FROM 27+04.20 TO 28+33.76	0'-0"	** 7'-0"	40'-0"	67'-0"	* 1.5:1 SLOPED PAV.
	9'-0"	0'-0"	40'-6"	40'-6"	** 1.5:1 SLOPED PAV.
FROM 29+67.11 TO 31+73.79	9'-0"	0'-0"	40'-6"	40'-6"	* 2:1 SLOPED PAV.
	0'-0"	6'-6"	50'-0"	76'-0"	** 8' BENCH & 2:1 CUT
FROM 36+20.00 TO 36+89.98	0'-0"	6'-6"	50'-0"	76'-0"	* 2:1 SLOPED PAV.
	9'-0"	0'-0"	40'-6"	40'-6"	** 2:1 CUT
FROM 37+41.98 TO 38+70.00	9'-0"	0'-0"	40'-6"	40'-6"	* 2:1 SLOPED PAV.
	0'-0"	6'-6"	50'-0"	76'-0"	** 8' BENCH & 2:1 CUT

* NORTH
** SOUTH

NOTE: DIMENSIONS VARY LINEARLY BETWEEN CHANNEL TRANSITION BEGINNING AND ENDING STATIONS.



RECOMMENDED: ROY A. DAVIS III, 9514 DATE: 6-14-97, 5-29-97 RECORD DRAWING, DESCRIPTION: DATE: APPROVAL: **FINAL SUBMITTAL**


PROFESSIONAL ENGINEER STATE OF NEVADA, ROY A. DAVIS III, 9514 DATE: 6-14-97, 5-29-97 RECORD DRAWING, DESCRIPTION: DATE: APPROVAL: **FINAL SUBMITTAL**

G. C. WALLACE, INC., Engineering/Architecture, 1555 SOUTH RAINBOW BLVD., LAS VEGAS, NEVADA 89109

SUMMERLIN VILLAGE 11/12 ALTA DRIVE DRAINAGE CHANNEL CHANNEL SECTIONS

SHEET **9** OF 11

SEE PLAN FOR LOCATION OF THIS SECTION



SEE WINDOW ELEVATION DRAWING 1/2" = 1'-0"



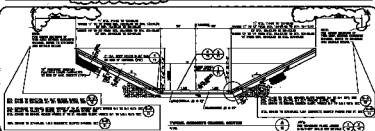
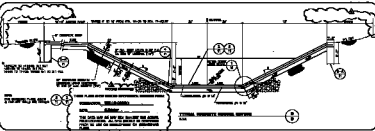
ITEM	QTY	UNIT	PRICE	TOTAL
GLASS	2	SQ. FT.	1.00	2.00
FRAME	1	EA.	10.00	10.00
INSULATION	1	SQ. FT.	0.50	0.50
SEALANT	1	EA.	2.00	2.00
WEATHER STRIP	1	EA.	1.50	1.50
FINISH	1	SQ. FT.	0.25	0.25
TOTAL				16.25

SEE WINDOW ELEVATION DRAWING 1/2" = 1'-0"


SEE PLAN FOR LOCATION OF THIS SECTION



SEE WINDOW ELEVATION DRAWING 1/2" = 1'-0"



SEE PLAN FOR LOCATION OF THIS SECTION



SEE WINDOW ELEVATION DRAWING 1/2" = 1'-0"

DRAWING BY: [unreadable]

PROJECT NO. [unreadable]
 DRAWING NO. [unreadable]
 DATE [unreadable]
 SCALE [unreadable]
 SHEET NO. [unreadable] OF [unreadable]
 PROJECT NAME [unreadable]
 CLIENT NAME [unreadable]
 ARCHITECT NAME [unreadable]
 ARCHITECT ADDRESS [unreadable]
 ARCHITECT PHONE [unreadable]
 ARCHITECT FAX [unreadable]
 ARCHITECT EMAIL [unreadable]