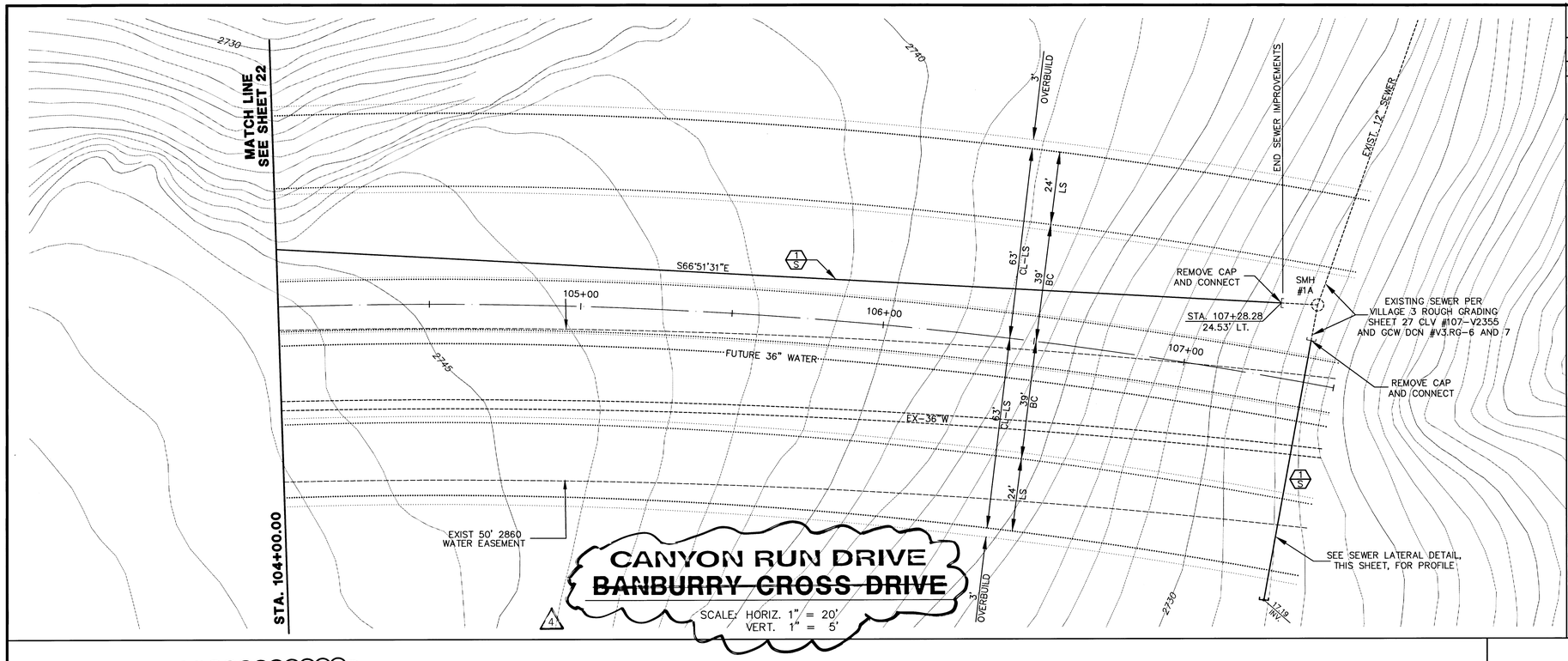

CONSTRUCTION NOTES

SEWER

1/S INSTALL 12" SEWER PIPE U-20/S

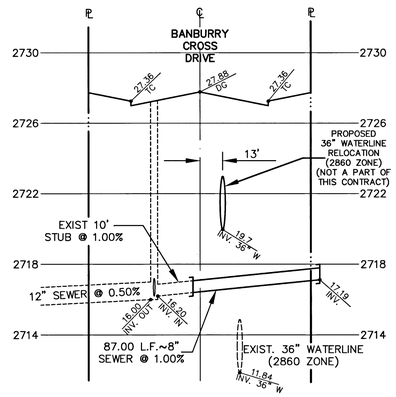

SEWER LATERAL DETAIL @ STA. 107+40.00

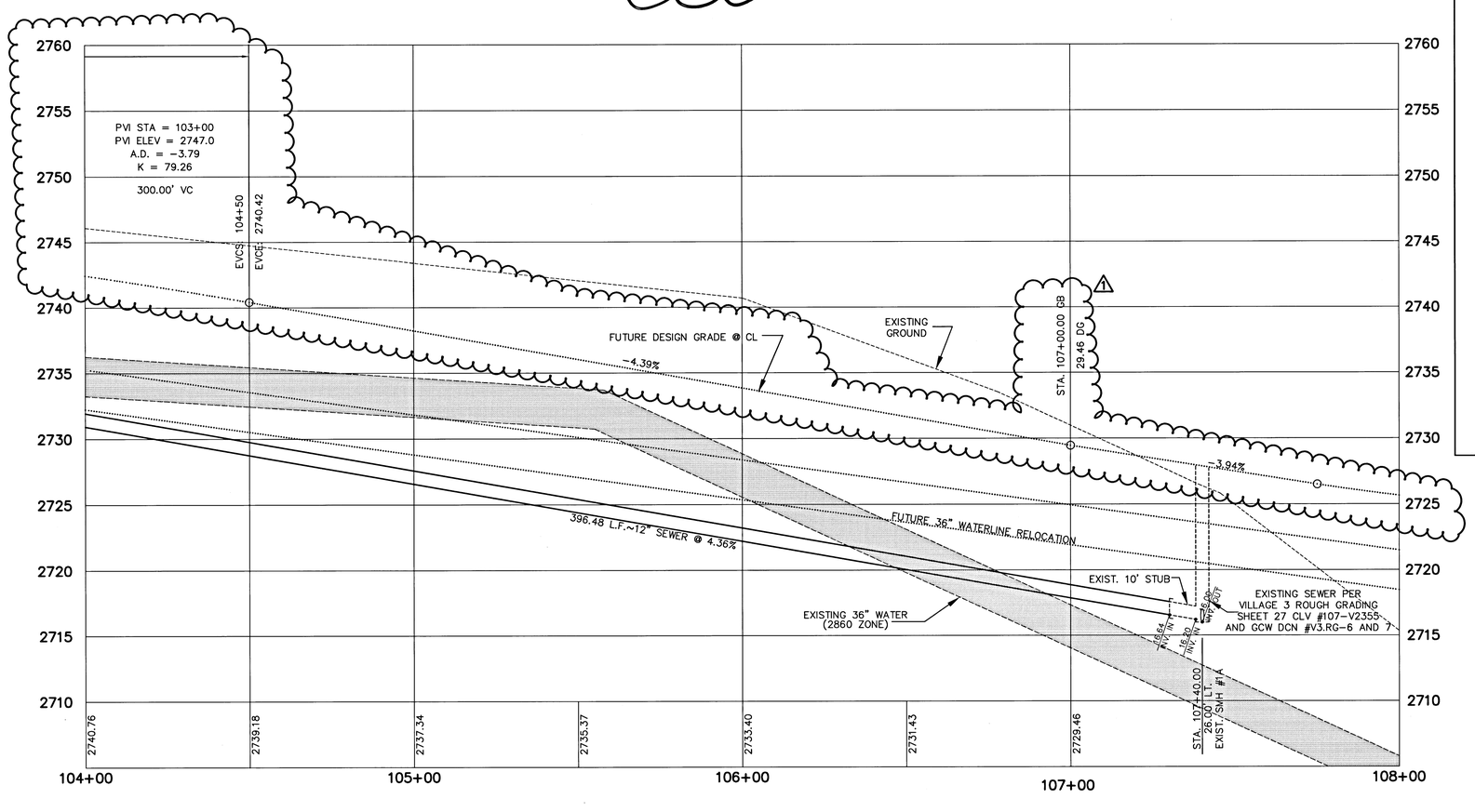

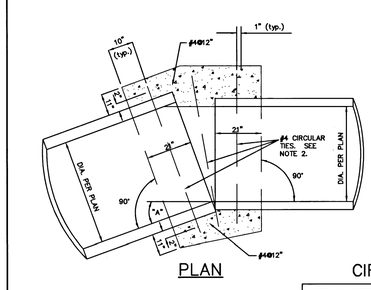

NOTES:

1. WHERE THE SLOPE OF THE UPSTREAM PIPE IS GREATER THAN THE SLOPE OF THE DOWNSTREAM PIPE, JOIN SOFFITS. WHERE THE SLOPE OF THE UPSTREAM PIPE IS LESS THAN THE SLOPE OF THE DOWNSTREAM PIPE, JOIN INVERTS.

2. WHERE THE SPACE BETWEEN THE PIPE EXTREMITIES EXCEEDS 2 1/2 INCHES, THE NUMBER OF CIRCULAR TIES SHALL BE INCREASED TO MAINTAIN A MAXIMUM SPACING OF 6 INCHES CENTER TO CENTER. CIRCULAR TIES SHALL HAVE A DIAMETER 5 INCHES GREATER THAN THE OUTSIDE DIAMETER OF THE LARGER PIPE.

CIRCULAR TIES:

PIPE DIAMETER	SPACE BETWEEN PIPE EXTREMITIES	NO. OF CIRCULAR TIES
21" or less	2 1/2"	3
24" to 30"	2 1/2" or less	3
33" to 57"	2 1/2" or less	4
60" to 66"	2 1/2" or less	5

STORM DRAIN CONC. COLLAR DETAIL 1/23

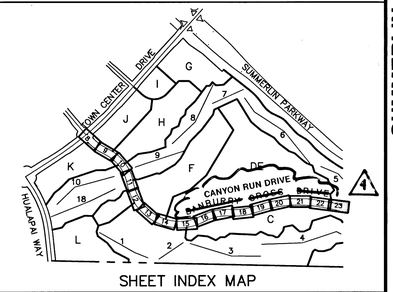

SHEET INDEX MAP

APPROVAL:
1ST APPV'S 10-30-95
LAS VEGAS VALLEY WATER DISTRICT 12/21/95

NO.	DATE	DESCRIPTION	APPROVAL
4	8/19/96	STREET NAME CHANGE	8/29/96
3	12/5/95	REVISE PROFILE OVER EX. WATER VALVE	12/4/96

RECOMMENDED FOR ISSUE: BERT A. HUGHES, CIVIL, NO. 9899, DATE 12/4/95
BERT A. HUGHES
NEVADA REGISTERED PROFESSIONAL ENGINEER

G.C. WALLACE, INC.
Engineering/Architecture
1555 SOUTH RAINBOW BLVD./LAS VEGAS, NEVADA 89146

SUMMERLIN
VILLAGE 3
~~BANBURRY CROSS DRIVE~~
PLAN AND PROFILE
STA. 104+00.00 TO STA. 107+40.00

SHEET
23
SHT 23 OF 26

JOB NO. 62003.205

S.T.S., BC020-23.DWG, 12/12/95

107-V2426