LEGEND & QUANTITY ESTIMATE

WATER

①	F.H. ASSEMBLY *	1 EA
②	8"x6" REDUCER	1 EA
③	[illegible]	1 EA
	8" ACP WATER MAIN	264 LF
	6" ACP WATER MAIN	210 LF
	3/4" SERVICE	19 EA
	3/8" METER	22 EA

* INC. VOSS [illegible] AND ALL ASS. CATES. [illegible]

SEWER

●	STD. MANHOLE	2 EA
	8" PVC SEWER MAIN	535 LF
	4" SEWER LATERAL	705 LF
	WYES	19 EA

STREET LIGHT

	250 W HPS [illegible]	5 EA
	100 W [illegible]	4 EA
	EXISTING STREET LIGHT	
	U.G. CLN (T.W.R.)	1630 LF
	EXISTING STREET SIGN	
	EXISTING #3/2 PULLBOX	
	6" STREET SIGN	1 EA
	DRIVEWAY	
	STD. CUV END OF ROAD BARRICADE	1 EA.

☆ NOTE:
3/4" [illegible] WATER SERVICE INSTALLED IN STS 75-77, BLOCK 4 WITH UNIT 3

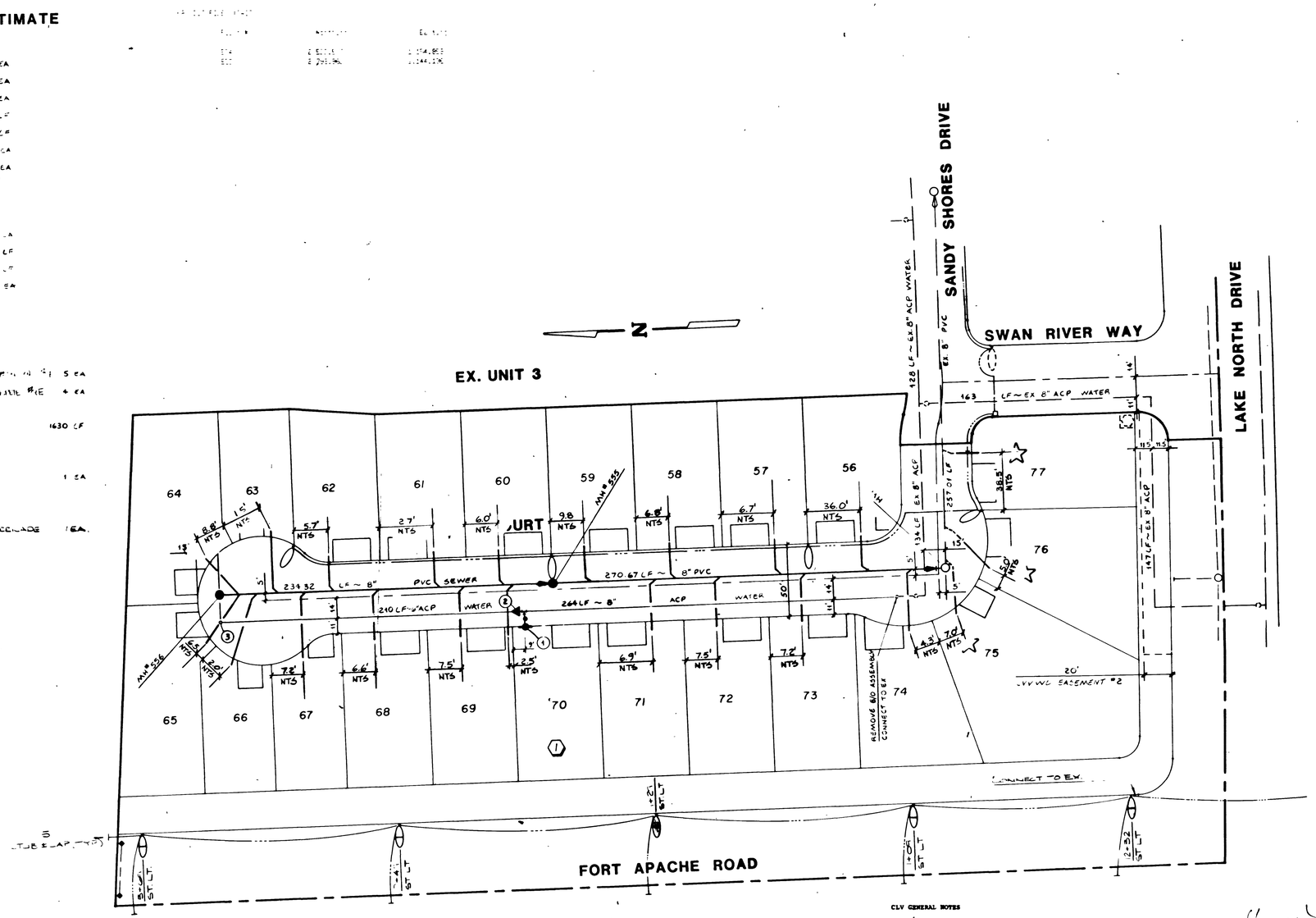

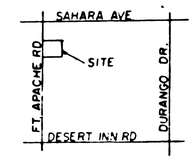

VICINITY MAP

Name of Plan STYLES UNIT 4

Water plan as shown will be acceptable. It is NOT approved for construction.

LVVWD — Date 1/21/87

C.L.V. ELECTRICAL SUPERVISOR — DATE 3-17-87

C.L.V. ELECTRICAL COORDINATOR — DATE 3/16/87

C.L.V. SANITATION SUPERVISOR — DATE 3-4-87

C.L.V. FIRE MARSHAL — DATE 3-2-87

C.L.V. CHIEF LAND DEVELOPMENT — DATE 3.23.87

L.V.V.W.D. — DATE

NEVADA POWER CO. — DATE 2/23/87

5244 19-6-49 "As Built" 3074-2831-4

SEWER LATERAL "AS-BUILT" CERTIFICATION

GENE D. KRAMETBAUER, P.L.S. — DATE
NEVADA CERT. NO. 9201

3/2/87

Approved for construction but not for delivery of domestic water until 2975 pressure zone water service is available.

Las Vegas Valley Water District — Date 4/1/87

CLV GENERAL NOTES

1. BUILDING SERVICES SHALL COMPLY WITH WESTERN PLUMBING CODE AS TO SEPARATION DISTANCE.
2. ALL BUILDINGS TO BE SERVED INDIVIDUALLY AS PER SECTION 313 OF THE UNIFORM PLUMBING CODE.
3. CONTRACTOR SHALL FURNISH THE ENGINEER WITH AS-BUILT DRAWINGS SHOWING THE EXACT LOCATIONS OF ALL BUILDING CONNECTIONS.
4. CONCRETE COLLARS TO BE CONSTRUCTED AROUND ALL MANHOLES AND WATER VALVES.
5. CHISEL "S" OR "G" WHEREVER SEWER OR GAS LINES UNDER CURB.

CLV STREET LIGHT NOTES

ALL CONSTRUCTION SHALL CONFORM TO THE LATEST ISSUE OF THE STANDARD DETAILS AND SPECIFICATIONS OF THE CITY OF LAS VEGAS, AND SHALL ALSO CONFORM TO THE UNIFORM STANDARD SPECIFICATIONS FOR PUBLIC WORKS CONSTRUCTION OF OFF-SITE IMPROVEMENTS, CLARK COUNTY AREA, 1978, UNLESS OTHERWISE NOTED.

LAS VEGAS VALLEY WATER DISTRICT NOTES

1. ALL WORK TO CONFORM TO LAS VEGAS VALLEY WATER DISTRICT STANDARD PLATS.
2. ALL WORK, EXCEPT AS MODIFIED HEREON OR BY NOTE NO. 1, SHALL BE DONE IN ACCORDANCE WITH THE MOST CURRENT DRAFT OR EDITION OF UNIFORM STANDARD SPECIFICATIONS FOR PUBLIC WORKS CONSTRUCTION OFF-SITE IMPROVEMENTS, CLARK COUNTY AREA.
3. NOTICE TO BE GIVEN ENGINEERING DEPARTMENT OF THE LAS VEGAS VALLEY WATER DISTRICT 48 HOURS PRIOR TO ACTUAL CONSTRUCTION.
4. SERVICE SADDLES WILL BE REQUIRED ON ALL SERVICES 1 1/2" AND LARGER. TAPPED COLLARS ARE PERMITTED ON 1" AND SMALLER. DOUBLE TAP COLLARS ARE NOT PERMITTED.
5. ALL LINES TO BE PRESSURE TESTED TO 200 PSI.
6. DEFLECTION ANGLE SHALL NOT EXCEED 2 1/2 DEGREES PER 13 FOOT SECTION OF PIPE FOR PIPE SIZES SMALLER THAN 14".
7. ALL METERS SHALL BE LOCATED OUTSIDE OF DRIVEWAYS.
8. DETECTOR TAPE REQUIRED IN ACCORDANCE WITH STANDARD PLATE NO. 27 WHERE INDICATED AND AS FOLLOWS:
   A. ABOVE ALL MAINS NOT INSTALLED AT 6 FEET FROM BACK OF CURB.
   B. ABOVE ALL SERVICE LATERALS NOT INSTALLED AT RIGHT ANGLES TO MAINS.
9. INSTALL SERVICE LATERALS PER LVVWD STD. PLATE 1 OR 1A.
10. CALL BEFORE YOU DIG-1-800-227-2600.

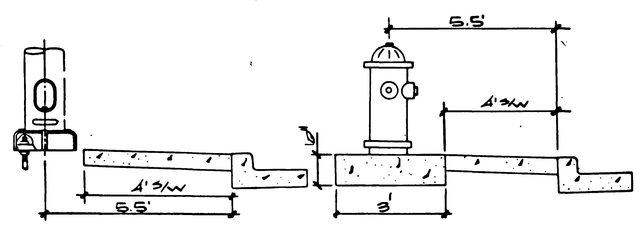

STREET LIGHT DETAIL — FIRE HYDRANT DETAIL

PLASTER DEVELOPMENT
CITY OF LAS VEGAS

REV	DATE	BY	REVISION

CONSULTING ENGINEERS — PLANNERS
2300 PASEO DEL PRADO BUILDING A SUITE 100
LAS VEGAS, NEVADA 89102 PHONE (702) 873-7550

TITLE: MASTER UTILITY PLAN

PROJECT: STYLE AT THE LAKES UNIT 4

WO NO. 3407-4
BY PEO
DATE DEC. 11, 1986
SCALE 1" = 40'

SHEET 5 OF 6 SHEETS

LEGEND & QUANTITY ESTIMATE

WATER

SEWER

STREET LIGHT

EX. UNIT 5

SWAN RIVER WAY

LAKE MONTA DRIVE

FORT APACHE ROAD

VICINITY MAP

SEWER LATERAL "AS-BUILT" CERTIFICATION

STREET LIGHT DETAIL

FIRE HYDRANT DETAIL

C.L.V. ELECTRICAL SUPERVISOR — DATE

C.L.V. ELECTRICAL COORDINATOR — DATE

C.L.V. SANITATION SUPERVISOR — DATE

C.L.V. FIRE MARSHAL — DATE

C.L.V. CHIEF LAND DEVELOPMENT — DATE

L.V.V.W.A. — DATE

NEVADA POWER CO. — DATE

PLANNER DEVELOPMENT CITY OF LAS VEGAS

CONSULTING ENGINEERS — PLANNERS

MASTER UTILITY PLAN

STYLE AT THE LAKES UNIT 4

5

3077-2831-4