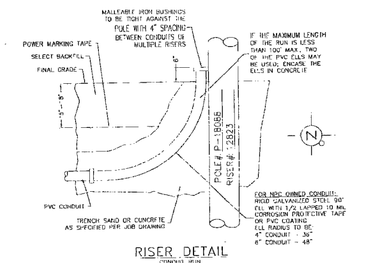

RISER DETAIL
CONDUIT RUN
PER NPC U.G. STD. RR-1
(TYPICAL)

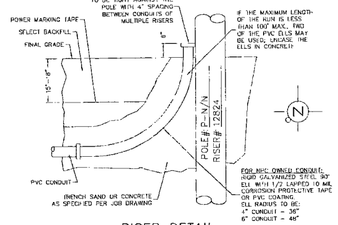

RISER DETAIL
CONDUIT RUN
PER NPC U.G. STD. RR-1
(TYPICAL)

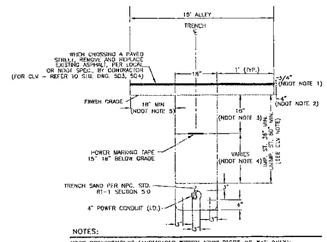

NOTES:

NDOT REQUIREMENTS (APPLICABLE WITHIN NDOT RIGHT-OF-WAY ONLY):
1. 3/4 INCH OPEN-GRADE.
2. 4 INCH MINIMUM DENSE-GRADE OR MATCH EXISTING, WHICHEVER IS GREATER.
3. BASE AGGREGATE (AS PER NDOT SPECIFICATIONS, SECTION 704). A MINIMUM OF 18 INCHES TO BE LAID IN MAXIMUM 8 INCH LOOSE LIFTS. 95% COMPACTION REQUIRED.
4. BACKFILL WITH SELECT MATERIAL TO BOTTOM OF BASE AGGREGATE (AS PER NDOT SPECIFICATIONS, SECTION 207). 90% COMPACTION REQUIRED.
5. LIMITS OF PAVING TO BE DETERMINED BY THE INSPECTOR.

CLV REQUIREMENTS (APPLICABLE WITHIN CITY OF LAS VEGAS LIMITS ONLY):
IMPROVED AREA (IMP. ST.): (LOCATION OF TRENCH)
AREA WILL BE CONSIDERED IMPROVED IF IT MEETS ONE OR MORE OF THE FOLLOWING CRITERIA(S).
- EXISTING PERMANENT PAVEMENT WITH CURB & GUTTER AND/OR ADJACENT PERMANENT SIDEWALK.
- WITHIN AN IMPROVED TRAIL AREA.
- LIMITS OF CONSTRUCTION INSTALLED CONCURRENT WITH A PRIVATE OR PUBLIC PROJECT.

UNIMPROVED AREA (UNIMP. ST.): (LOCATION OF TRENCH)
ANY OTHER SCENARIO THAT FAILS TO MEET THE IMPROVED AREA CRITERIA(S) WILL BE CONSIDERED AN UNIMPROVED AREA.

NPC REQUIREMENTS:
FOR ALL OTHER JURISDICTIONS REFER TO NPC STANDARDS.
BACKFILL REQUIREMENTS NPC. STD. RT-1.
TRENCH DEPTH REQUIREMENTS NPC. STD. RT-5.

TRENCH DETAIL
1-4" CONDUITS

TRENCH DETAIL A-A

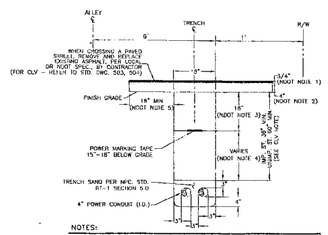

NOTES:

NDOT REQUIREMENTS (APPLICABLE WITHIN NDOT RIGHT-OF-WAY ONLY):
1. 3/4 INCH OPEN-GRADE.
2. 4 INCH MINIMUM DENSE-GRADE OR MATCH EXISTING, WHICHEVER IS GREATER.
3. BASE AGGREGATE (AS PER NDOT SPECIFICATIONS, SECTION 704). A MINIMUM OF 18 INCHES TO BE LAID IN MAXIMUM 8 INCH LOOSE LIFTS. 95% COMPACTION REQUIRED.
4. BACKFILL WITH SELECT MATERIAL TO BOTTOM OF BASE AGGREGATE (AS PER NDOT SPECIFICATIONS, SECTION 207). 90% COMPACTION REQUIRED.
5. LIMITS OF PAVING TO BE DETERMINED BY THE INSPECTOR.

CLV REQUIREMENTS (APPLICABLE WITHIN CITY OF LAS VEGAS LIMITS ONLY):
IMPROVED AREA (IMP. ST.): (LOCATION OF TRENCH)
AREA WILL BE CONSIDERED IMPROVED IF IT MEETS ONE OR MORE OF THE FOLLOWING CRITERIA(S).
- EXISTING PERMANENT PAVEMENT WITH CURB & GUTTER AND/OR ADJACENT PERMANENT SIDEWALK.
- WITHIN AN IMPROVED TRAIL AREA.
- LIMITS OF CONSTRUCTION INSTALLED CONCURRENT WITH A PRIVATE OR PUBLIC PROJECT.

UNIMPROVED AREA (UNIMP. ST.): (LOCATION OF TRENCH)
ANY OTHER SCENARIO THAT FAILS TO MEET THE IMPROVED AREA CRITERIA(S) WILL BE CONSIDERED AN UNIMPROVED AREA.

NPC REQUIREMENTS:
FOR ALL OTHER JURISDICTIONS REFER TO NPC STANDARDS.
BACKFILL REQUIREMENTS NPC. STD. RT-1.
TRENCH DEPTH REQUIREMENTS NPC. STD. RT-5.

TRENCH DETAIL
2-4" CONDUITS

TRENCH DETAIL B-B

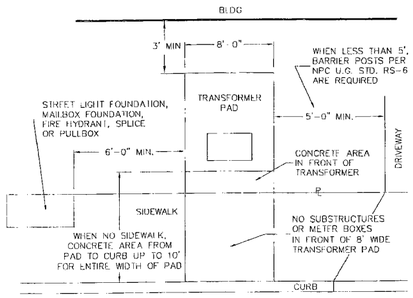

COMMERCIAL TRANSFORMER LOCATION DETAIL
NPC U.G. STD. RS-5

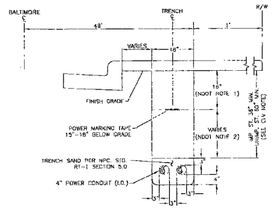

NOTES:

NDOT REQUIREMENTS (APPLICABLE WITHIN NDOT RIGHT-OF-WAY ONLY):
1. BASE AGGREGATE (AS PER NDOT SPECIFICATIONS, SEC. 704). A MINIMUM OF 18 INCHES TO BE LAID IN MAXIMUM 8 INCH LOOSE LIFTS. 95% COMPACTION REQUIRED.
2. BACKFILL WITH SELECT MATERIAL TO BOTTOM OF BASE AGGREGATE (AS PER NDOT SPECIFICATIONS, SECTION 207). 90% COMPACTION REQUIRED.

CLV REQUIREMENTS (APPLICABLE WITHIN CITY OF LAS VEGAS LIMITS ONLY):
IMPROVED AREA (IMP. ST.): (LOCATION OF TRENCH)
AREA WILL BE CONSIDERED IMPROVED IF IT MEETS ONE OR MORE OF THE FOLLOWING CRITERIA(S).
- EXISTING PERMANENT PAVEMENT WITH CURB & GUTTER AND/OR ADJACENT PERMANENT SIDEWALK.
- WITHIN AN IMPROVED TRAIL AREA.
- LIMITS OF CONSTRUCTION INSTALLED CONCURRENT WITH A PRIVATE OR PUBLIC PROJECT.

UNIMPROVED AREA (UNIMP. ST.): (LOCATION OF TRENCH)
ANY OTHER SCENARIO THAT FAILS TO MEET THE IMPROVED AREA CRITERIA(S) WILL BE CONSIDERED AN UNIMPROVED AREA.

NPC REQUIREMENTS:
FOR ALL OTHER JURISDICTIONS REFER TO NPC STANDARDS.
BACKFILL REQUIREMENTS NPC. STD. RT-1.
TRENCH DEPTH REQUIREMENTS NPC. STD. RT-5.

TRENCH DETAIL
2-4" CONDUITS

TRENCH DETAIL C-C

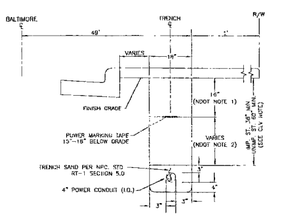

NOTES:

NDOT REQUIREMENTS (APPLICABLE WITHIN NDOT RIGHT-OF-WAY ONLY):
1. BASE AGGREGATE (AS PER NDOT SPECIFICATIONS, SECTION 704). A MINIMUM OF 18 INCHES TO BE LAID IN MAXIMUM 8 INCH LOOSE LIFTS. 95% COMPACTION REQUIRED.
2. BACKFILL WITH SELECT MATERIAL TO BOTTOM OF BASE AGGREGATE (AS PER NDOT SPECIFICATIONS, SECTION 207). 90% COMPACTION REQUIRED.

CLV REQUIREMENTS (APPLICABLE WITHIN CITY OF LAS VEGAS LIMITS ONLY):
IMPROVED AREA (IMP. ST.): (LOCATION OF TRENCH)
AREA WILL BE CONSIDERED IMPROVED IF IT MEETS ONE OR MORE OF THE FOLLOWING CRITERIA(S).
- EXISTING PERMANENT PAVEMENT WITH CURB & GUTTER AND/OR ADJACENT PERMANENT SIDEWALK.
- WITHIN AN IMPROVED TRAIL AREA.
- LIMITS OF CONSTRUCTION INSTALLED CONCURRENT WITH A PRIVATE OR PUBLIC PROJECT.

UNIMPROVED AREA (UNIMP. ST.): (LOCATION OF TRENCH)
ANY OTHER SCENARIO THAT FAILS TO MEET THE IMPROVED AREA CRITERIA(S) WILL BE CONSIDERED AN UNIMPROVED AREA.

NPC REQUIREMENTS:
FOR ALL OTHER JURISDICTIONS REFER TO NPC STANDARDS.
BACKFILL REQUIREMENTS NPC. STD. RT-1.
TRENCH DEPTH REQUIREMENTS NPC. STD. RT-5.

TRENCH DETAIL
1-4" CONDUITS

TRENCH DETAIL D-D

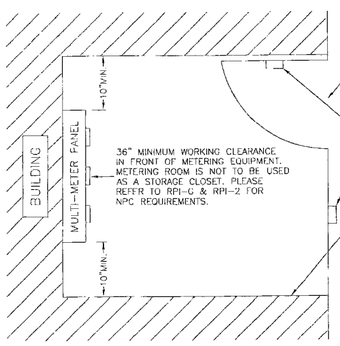

NPC TO BE PROVIDED WITH 24 HOUR DIRECT ACCESS THRU EXTERNAL DOOR. MINIMUM WIDTH OF DOOR TO BE 36" OR TO COMPLY WITH LOCAL BUILDING CODES.

NPC TO PROVIDE LOCKBOX. CUSTOMER TO PROVIDE KEY TO METER ROOM. THIS NEEDS TO BE LOCKED ON EITHER THE METER ROOM DOOR OR TO THE SIDE OF IT, AT A MINIMUM HEIGHT OF 48" OR MAXIMUM OF 72".

IF CUSTOMER INSTALLS AN INTERNAL ACCESS DOOR, IT MUST BE LOCKED AND ACCESSIBLE ONLY BY AUTHORIZED PERSONNEL.

METERING INFORMATION:
DRAWING SUBMITTALS OF METERING EQUIPMENT SHALL BE APPROVED BY NEVADA POWER METER SERVICES BEFORE THE EQUIPMENT IS MANUFACTURED. OWNER, BUILDER, OR ELECTRICIAN TO REMOVE AND DELIVER METER PANEL TO NEVADA POWER METER SHOP FOR PREWIRING AND PICKUP OF CURRENT TRANSFORMERS FOR INSTALLATION 7 TO 10 DAYS PRIOR TO THE EXPECTED DATE OF COMPLETION.
DELIVER TO: 2215 E. LONE MOUNTAIN ROAD (702) 657-4154

METER ROOM DETAIL
NPC U.G. STD. RPI-G & RPI-2
(NOT TO SCALE)

119763

CITY OF LAS VEGAS
PERMIT REQUIRED*

CONTACT CLV LAND DEVELOPMENT (229-6371)
CLV CONSTRUCTION SERVICES MUST BE NOTIFIED 24 HOURS PRIOR TO COMMENCING CONSTRUCTION (229-6337)

*NPC INSPECTOR MUST BE NOTIFIED BY FAX 48 HOURS PRIOR TO COMMENCING CONSTRUCTION & WILL VERIFY CITY PERMIT FOR WORK DONE IN STREET OR SIDEWALK.
FAX PERMIT TO:
LAS VEGAS NORTH: 657-4354
LAS VEGAS SOUTH (HENDERSON): 558-4740
LAS VEGAS SOUTH (SPRING VALLEY): 252-4828

APPROVED FOR CONSTRUCTION
THIS APPROVAL IS FOR WORK IN CLV R/W & EASEMENT ONLY. OBTAINING PERMISSIONS OR EASEMENTS FOR WORK SHOWN ON PRIVATE PROPERTY IS THE RESPONSIBILITY OF THE UTILITY.

APPROVAL DATE

PURPOSE OF PROJECT:
PROVIDE THREE PHASE SERVICE

CIVIL LINETYPE LEGEND

	PROPOSED	EXISTING
CENTERLINE		
PROPERTY LINE/ROW		
CURB		
EDGE OF PAVEMENT	W W	W W
EDGE OF SIDEWALK		
SEWER LINE *	8"S	8"S
WATER LINE *	8"W	8"W
GAS LINE *	2"G	2"G
TELEPHONE LINE *	TEL	TEL
CABLE TV LINE *	CATV	CATV
STORM DRAIN LINE *	12"SD	12"SD
FIRE HYDRANT		
STREET LIGHT		
STREET LIGHT SERVICE		

* LINETYPES UTILIZED WHERE CONFLICT OCCURS WITH NPC FACILITIES.

T,R,S: 21S61-4
APN: 162048131O9

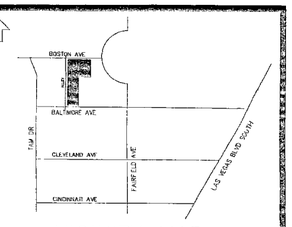

VICINITY MAP
(NOT TO SCALE)

EVERY EFFORT HAS BEEN MADE TO IDENTIFY ALL NPC FACILITIES. THE CUSTOMER SHALL CONFIRM THE EXISTENCE AND LOCATION OF THESE FACILITIES.

AVOID HITTING OVERHEAD POWER LINES. IT'S COSTLY.
CALL BEFORE YOU DO OVERHEAD
CALL 1-702-227-2929

AVOID CUTTING UNDERGROUND UTILITY LINES. IT'S COSTLY.
Call before you Dig.
1-800-227-2600
UNDERGROUND SERVICE (USA)

REVISIONS

NO.	DESCRIPTION	DATE	G.A.

TYPE OF EASEMENT:	JPA NOTES:
AERIAL ☐	EMBARQ CONTACT: LEN BELLOWS
STANDARD ☐	PHONE NUMBER: 244-7839
R/W-31 ☐	DATE OF CONTACT: 07/13/2007
UNDERGROUND ☐	NPC TO SET NEW POLES
AS BUILT UNDERGROUND ☐	NPC TO STAKE NEW POLES
R.O.E./R/W 5-COM ☒	TO PROVIDE POLES
3rd PARTY ☐	1 50 FT. CLASS 1
UNDERGROUND BY EXHIBIT ☐	FT. CLASS
(N-DOT) PERMIT ☐	FT. CLASS
(BLM) PERMIT ☐	TO DIG POLE HOLES
RAILROAD-UPRR-PERMIT ☐	TO REMOVE EX. POLES
SO. NEVADA WATER PERMIT ☐	REM: WIRE BET. POLES REM:
NOT REQUIRED ☐	POLE IN: POLE
Misc. Info. ☐	JPA#: P200700225

NPC INFORMATION:
COORDINATOR: DEBBIE LAMM
PHONE: 675-4331
DESIGNER: DARRYL THOMAS
DCA:
INSPECTOR: 378-3725
STAND BY: 657-4117,657-4116,657-4118
DISTRICT: LAS VEGAS

CUSTOMER INFORMATION:
APPLICANT CITY OF LAS VEGAS-~~GENERAL CONTRACTOR~~
ENGINEER: NEVADA BY DESIGN
CONTACT: PATRICK BATTE
APPROVAL DATE:

GOVERNMENT INFORMATION:
AGENCY: CITY OF LAS VEGAS
APPROVAL DATE:

NEVADA POWER COMPANY

STUPAK COMMUNITY CENTER

650.39-2-NPC

PROJ. ID: 185199	SCALE: 1" = 40'
SHEET #: 2 OF 2	DATE: 04/05/2007

architecture interiors planning engineering
Dekker Perich Sabatini
6860 Bermuda Road, Suite 100
Las Vegas, Nevada 89119
702.436.1006
fax 436.1050
info@dpsdesign.org

REVISIONS
1 11.02.07 BLDG. DEPT. REVIEW #1
2 12.21.07 BLDG. DEPT. REVIEW #2
3 01.11.08 BLDG. DEPT. REVIEW #3

STUPAK COMMUNITY CENTER
251 WEST BOSTON AVENUE
LAS VEGAS, NEVADA 89101
NEVADA POWER COMPANY

CORYSTOWER W. LARSEN REGISTERED No. 3534 ARCHITECT STATE OF NEVADA
01.11.08

OWNER: CITY OF LAS VEGAS
DEPARTMENT OF PUBLIC WORKS
ARCHITECTURAL SERVICES
400 EAST STEWART AVENUE
LAS VEGAS, NEVADA 89101
PHONE: (702) 229-6533
FAX: (702) 384-4846
TDD: (702) 385-9108

DRAWN: DPS
FILE:
DATE: 01.11.08
SCALE:
JED NO: 06.15341.25
CLV DWG NO: 650.39-2
SHEET NO: U102 3

DRAWINGS AND SPECIFICATIONS AS INSTRUMENTS OF SERVICE ARE THE PROPERTY OF THE DESIGN PROFESSIONAL WHOSE STAMP OF CERTIFICATION APPEARS ON THE DRAWINGS AND SPECIFICATIONS. ANY USE OR REPRODUCTION IN WHOLE OR IN PART WITHOUT WRITTEN CONSENT IS STRICTLY PROHIBITED.