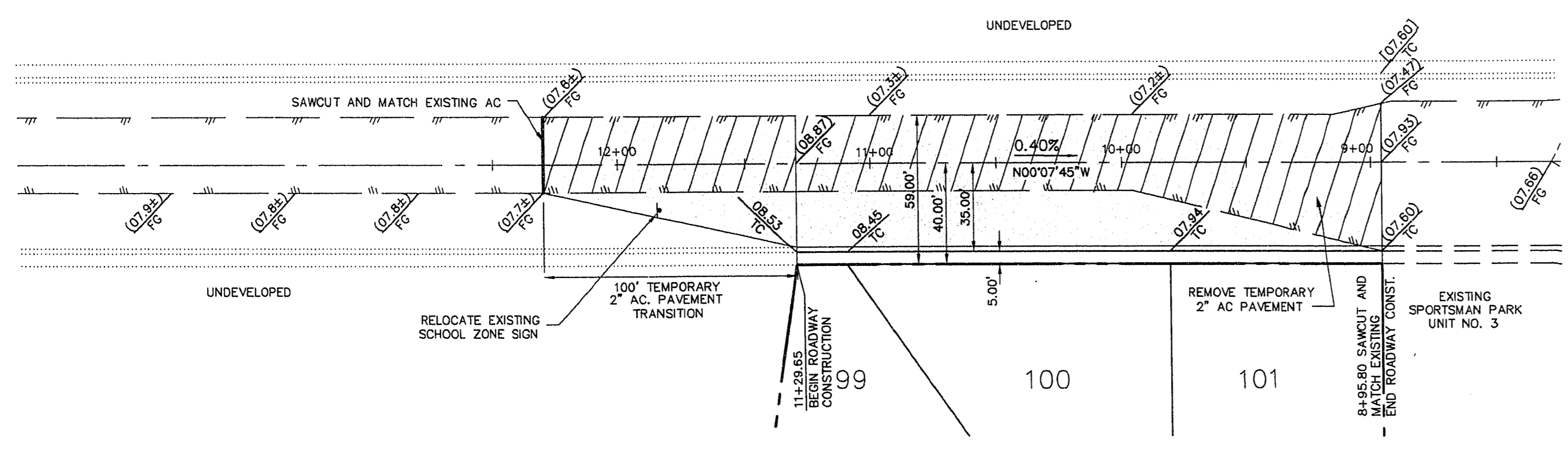
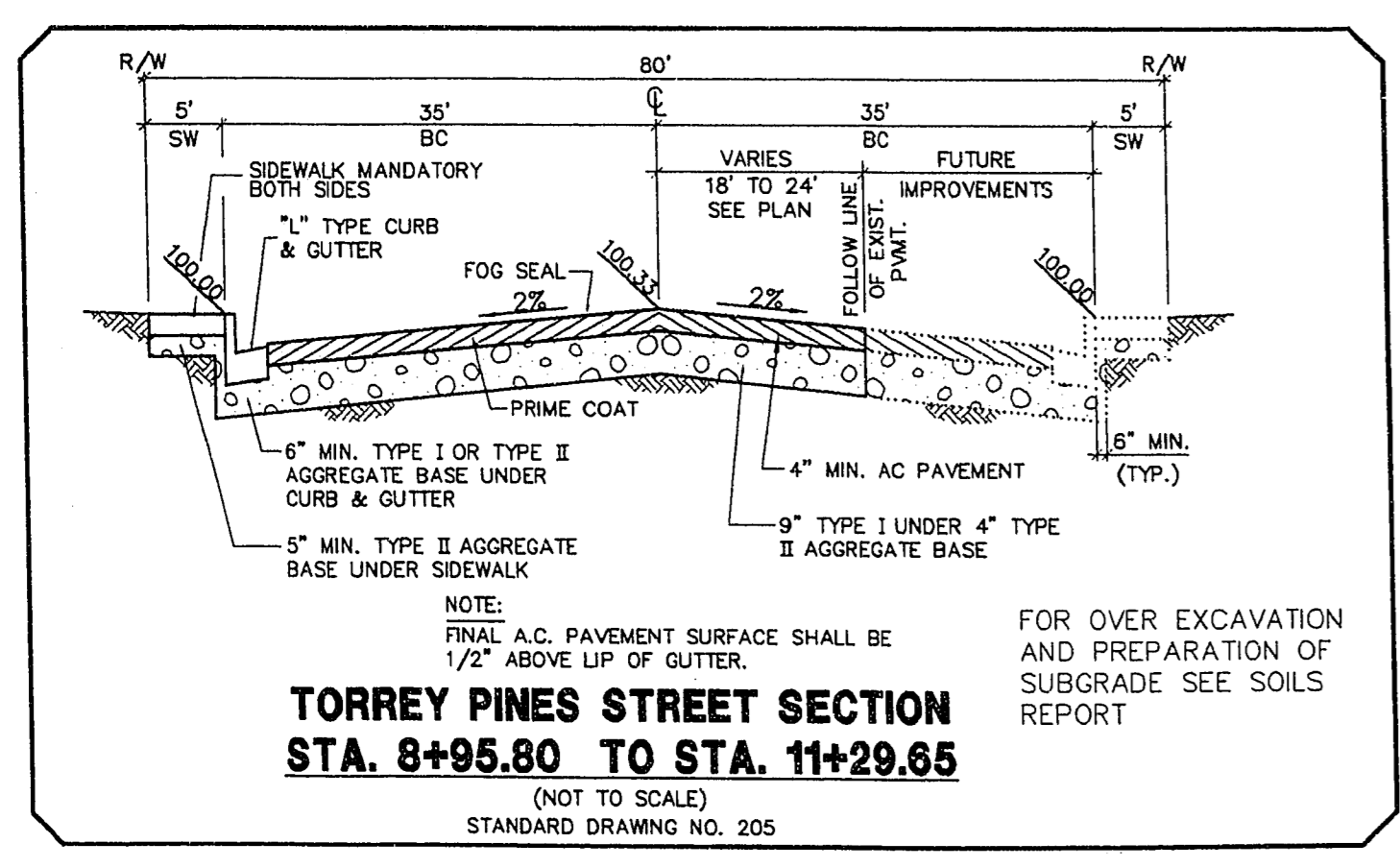


**TORREY PINES DRIVE**

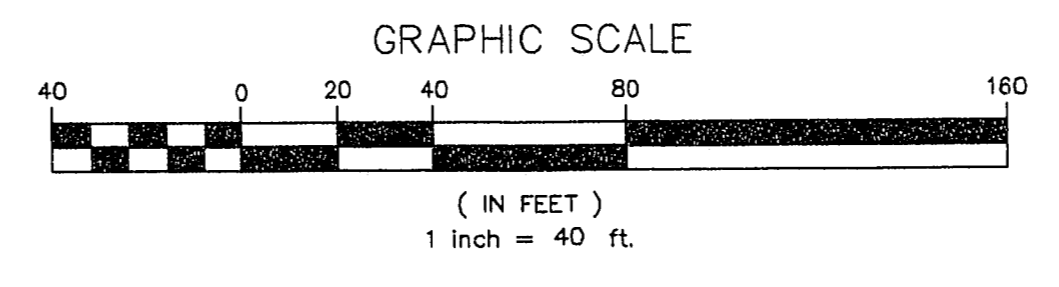
**PROFILE**  
SCALE: HORIZ. 1" = 40'  
VERT. 1" = 4'



**TORREY PINES DRIVE**



**TORREY PINES STREET SECTION**  
STA. 8+95.80 TO STA. 11+29.65  
(NOT TO SCALE)  
STANDARD DRAWING NO. 205



**NOTES:**

1. ALL STATIONING IS CENTERLINE STATIONING UNLESS OTHERWISE NOTED.
2. ALL SEWER LENGTHS ARE FROM CENTER OF MANHOLE TO CENTER OF MANHOLE.
3. CROSS GUTTERS WITH A GRADE OF ONE PERCENT (1%) OR LESS SHALL BE CHECKED FOR GRADE PRIOR TO CONSTRUCTION AND WATER TESTED AS SOON AS POSSIBLE AFTER CONSTRUCTION. IT IS THE RESPONSIBILITY OF THE CONTRACTOR TO ENSURE PROPER DRAINAGE ACROSS ALL CROSS GUTTERS.
4. THE FOLLOWING REQUIREMENTS MUST BE MET IN THE EVENT OF A WATER-SEWER/STORM LINE CROSSING:  
  
WHEN PROTECTION OF THE WATERLINE IS CONSIDERED, THE MINIMUM VERTICAL DISTANCE OF 18 INCHES MUST BE MAINTAINED WHEN THE WATERLINE IS INSTALLED OVER THE SEWER/STORM LINE. IF THIS DISTANCE CANNOT BE MAINTAINED BECAUSE OF PHYSICAL OBSTRUCTIONS OF THE WATERLINE MUST BE PLACED UNDER THE SEWER/STORM, THE SEWER/STORM LINE MUST BE CONSTRUCTED WITH ANY ONE OF THE FOLLOWING:  
  
A. EXTRA HEAVY CAST IRON OR DUCTILE IRON PIPE.  
B. WATER SUPPLY QUALITY MATERIAL.  
C. ENCASEMENT, WITH 4 INCHES MINIMUM CONCRETE SLEEVING OR WITH WATER QUALITY PIPE.  
  
EACH OF THESE PROVISIONS MUST BE EXTENDED FOR 10 FEET ON EITHER SIDE OF THE WATERLINE AT 90 DEGREES TO THE CROSSING.
5. SIDEWALK RAMP PER STANDARD DRAWING NO. 235, CASE 1 - SEE GENERAL NOTE #11. DIMENSIONS "A" & "B" = 8.0' UNLESS OTHERWISE NOTED.


I CERTIFY THAT THESE PLANS CONFORM TO THE APPROVED DRAINAGE STUDY ON FILE WITH THE CITY OF LAS VEGAS FOR THIS PROJECT.

Avoid cutting underground utility lines. It's costly.

**Call before you Dig.**

**1-800-227-2600**  
UNDERGROUND SERVICE ALERT (USA)

NO.	DESCRIPTION	DATE	APP'D



DATE:	08/23/94
DRAWN BY:	M.S.S.
DESIGNED BY:	C.R.
CHECKED BY:	L.W.U.
JOB NO.:	0132.0123
SCALE:	1" = 40'

**PENTACORE**  
Engineering, Inc.  
6763 West Charleston Boulevard  
Las Vegas, Nevada 89102  
(702) 258-0115

SPORTSMAN PARK INC.  
SPORTSMAN PARK - UNIT NO. 4  
**TORREY PINES DRIVE**  
STREET PLAN AND PROFILE

C:\PROJECTS\SPA-0132\0123\0001\SPA-PP4-PP4 Tnu Aug 25 13:09:54 1994 PLOTTED BY: MEBA

SPA-PP4.DWG DISK #

10-24-95 1071-4227-4