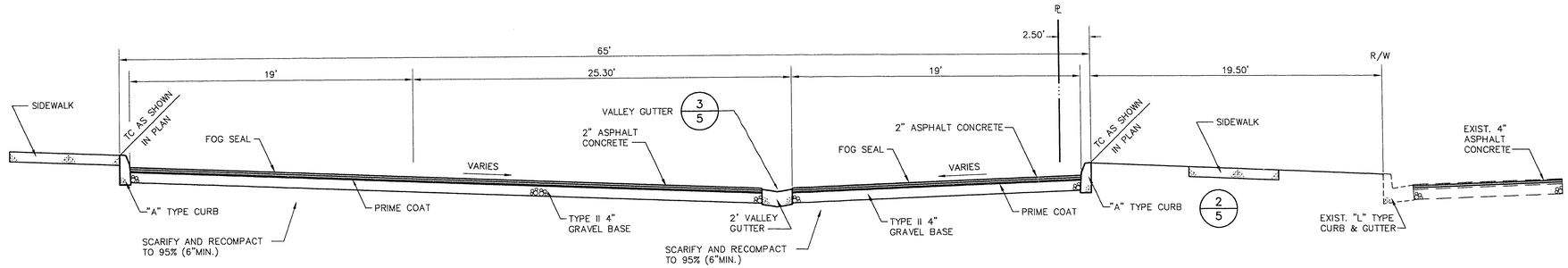

SECTION A/5

N.T.S.

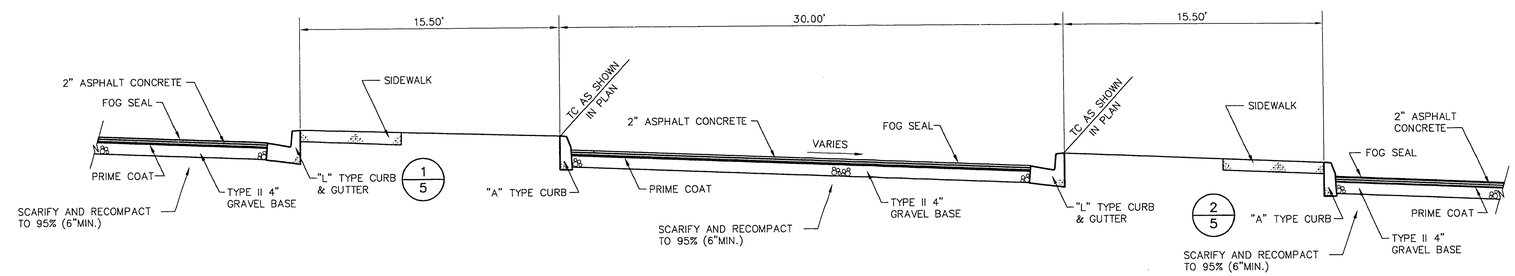

SECTION B/5

N.T.S.

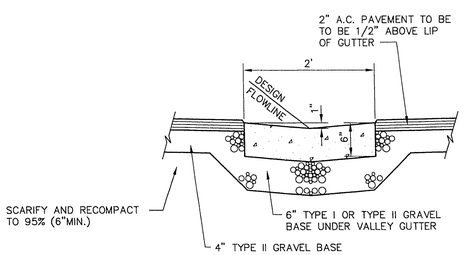

2' WIDE VALLEY GUTTER 3/5

N.T.S.

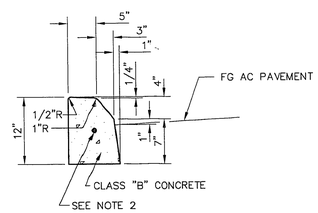

NOTE:
1. 1/2" EXPANSION JOINT AT ALL COLD JOINTS, AT BEGINNING AND END OF RETURN AND AT 150' MAX. INTERVALS FOR EXTRUDED CURB AND 30' MAX. INTERVALS FOR FORMED CURB.
2. CONTINUOUS NO. 4 BAR REQUIRED IN NOSE OF MEDIAN ONLY.
3. USE 6" MIN. TYPE I OR TYPE II AGGREGATE BASE UNDER CURB AND GUTTER.
   SCARIFY AND RECOMPACT TO 95% (6"MIN.)

"A" TYPE CURB 2/5

N.T.S

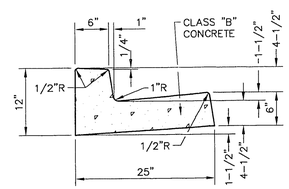

NOTE:
1. 1/2" EXPANSION JOINT AT ALL COLD JOINTS, AT BEGINNING AND END OF RETURN AND AT 150' MAX. INTERVALS FOR EXTRUDED CURB AND 30' MAX. INTERVALS FOR FORMED CURB.
2. FINAL A.C. PAVEMENT TO 1/2" ABOVE LIP OF CURB AFTER COMPACTION.
3. USE 6" MIN. TYPE I OR TYPE II AGGREGATE BASE UNDER CURB AND GUTTER.
   SCARIFY AND RECOMPACT TO 95% (6"MIN.)

"L" TYPE CURB & GUTTER 1/5

N.T.S.

REV.	DATE	DESCRIPTION	DATE	APPROVAL

RECOMMENDED FOR APPROVAL
CHRISTOPHER S. ANDERSON
CITY ENGINEER
NO. DATE

G.C. WALLACE, INC.
Engineering/Architecture 1555 SOUTH RAINBOW BLVD./LAS VEGAS, NEVADA 89102

SUMMERLIN VILLAGE 8
CITY OF LAS VEGAS
SOCCER PARK AT SUMMERLIN
SECTIONS & DETAILS

SHEET
C-5
SHT 5 OF 5

JOB NO. 397.9998 0

DT VB-PARKE 09-20-95

36-2-41 107-V2427