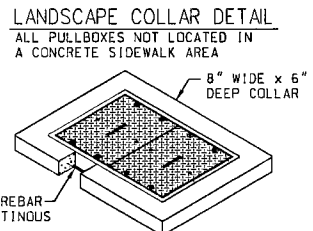
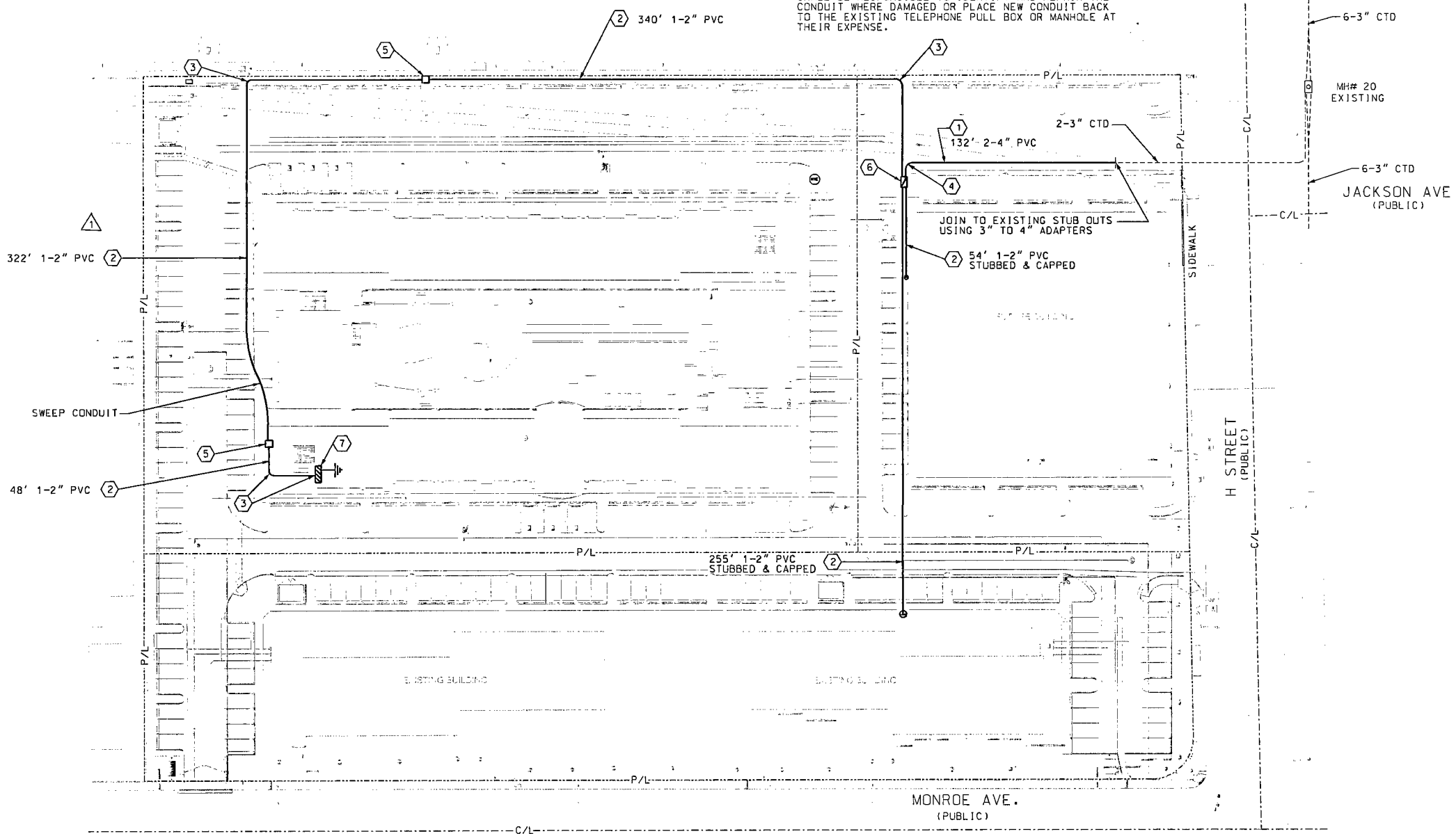


OWNER/DEVELOPER NOT: AN EASEMENT FOR TELCO FACILITIES WILL BE REQUIRED PRIOR TO THE PLACING OF ANY TELEPHONE CABLES FOR THIS PROJECT. PLEASE CONTACT TOMMY SASSONE AT 244-7958 FOR THE NECESSARY INFORMATION.

- ① 2-4" PVC, DB-100 GRADE (132')
- ② 1-2" PVC, DB-60 GRADE (1019')
- ③ 2" RGS 36" 90° BENDS DOUBLE WRAPPED TO MIL PVC TAPE. (4 EA.)
- ④ 4" RGS 48" 90° BENDS DOUBLE WRAPPED TO MIL PVC TAPE. (2 EA.)
- ⑤ EMBARO PULL BOX (17"x30"x29-1/2"). (2 EA.)
- ⑥ EMBARO PULL BOX (30"x48"x48"). (11 EA.)
- ⑦ TELEPHONE TERMINAL BACKBOARD (T.T.B.) 4" X 4" X 3/4" MOUNTED 40" ABOVE THE FLOOR TREATED WITH FIRE RETARDANT PAINT OR SEALER.



OWNER/DEVELOPER SHALL BE RESPONSIBLE TO PROVE AND PLACE PULL STRING IN THE EXISTING 2-3" CONDUIT SHOWN TO BE JOINED. IF THE CONDUIT CANNOT BE PROVED OR IS DETERMINED TO BE DAMAGED THEN THE CONTRACTOR SHALL BE RESPONSIBLE TO IDENTIFY AND REPAIR THE CONDUIT WHERE DAMAGED OR PLACE NEW CONDUIT BACK TO THE EXISTING TELEPHONE PULL BOX OR MANHOLE AT THEIR EXPENSE.



LEGEND

- PROPOSED CONDUIT
- - - EXISTING CONDUIT
- MANHOLE
- 400 PULL BOX 3'-0" x 5'-0" x 4'-0"
- 200 PULL BOX 2'-6" x 4'-0" x 4'-0"
- 30 PULL BOX 17" x 30" x 30"
- ▷ 16 HAND HOLE 9" x 14"
- ⊗ EMBARO 100 TERMINAL CABINET 18" x 18" x 8"
- ⊗ EMBARO 50 TERMINAL CABINET 36" x 36" x 8" (25 to 50 PARY)
- ▨ 1/2" PLYWOOD BACKBOARD
- ⊕ 6 GROUND WIRE

P.V.C. - D.B. (DIRECT BURIAL) GRADE
D.B. 60 FOR 1-1/2", 2", & 3"
D.B. 100 FOR 4"

90° SWEEPS - SCHEDULE 40 (TYPICAL) OR RIGID GALVANIZED STEEL WITH DOUBLE WRAPPED TO MIL CORROSION PROTECTION TAPE. (AS SHOWN)

MANHOLE (SEE DRAWING FOR SIZE)

TELEPHONE PULL BOX WITH TWO (2) HINGED ALUMINUM TORSION-ASSISTED TRAFFIC RATED ADJUSTING FRAME AND 4-1/8" HOLE CABLE RACKS (2 EA. SIDE).

UNDERWRITER LABORATORY APPROVED, RAIN-TIGHT WITH A NON-LOCKING, SIDE-HINGED DOOR EQUIPPED INSIDE WITH A 3/4" PLYWOOD BACKBOARD (1" SMALLER ON ALL SIDES CENTERED IN CABINET) SECURED WITH RECESSED MOUNTING HARDWARE AND A 6 GROUND WIRE CONNECTED TO AN APPROVED GROUND SOURCE (SEE GROUND NOTE BELOW).

TELEPHONE TERMINAL BACKBOARD (T.T.B.) - TREATED WITH FIRE RETARDANT PAINT OR SEALER. BACKBOARDS SMALLER THAN 4" x 8" (i.e. 2" x 4" x 3/4") SHOULD BE MOUNTED 40" ABOVE THE FLOOR.

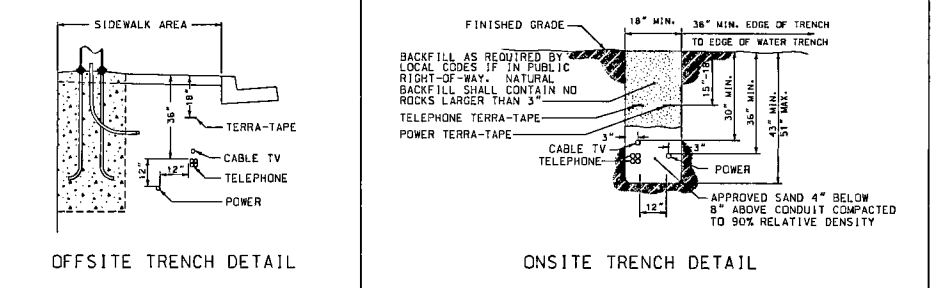
CONNECT TO THE APPROVED COMMUNICATION GROUNDING SOURCE AS DETERMINED BY THE ELECTRICAL ENGINEER FOR THIS BUILDING OR DEVELOPMENT.

VICINITY MAP

T 205 R 61E SEC: 28

RISER DETAIL (TYPICAL)

- ### CONSTRUCTION NOTES
1. ALL CONSTRUCTION SHALL CONFORM TO THE LATEST ISSUE OF THE EMBARO UNDERGROUND SPECIFICATIONS.
 2. ALL CONDUIT, TRENCHING, BACKFILLING AND SUBSTRUCTURES ARE TO BE PROVIDED BY THE DEVELOPER AND CONFORM WITH EMBARO STANDARDS UNLESS OTHERWISE SPECIFIED.
 3. TRENCHING AND TELEPHONE SUBSTRUCTURES ARE TO BE PLACED IN THE SIDEWALK AREA WHENEVER POSSIBLE. ALL TRENCHING WILL BE OF A MINIMUM DEPTH TO MAINTAIN 36" OF COVER OVER UNDERGROUND TELEPHONE FACILITIES AND 12" MINIMUM SEPARATION FROM FOREIGN UTILITIES. NEW AND EXISTING BOXES WILL BE ESTABLISHED TO FINISHED GRADE.
 4. ALL PULL BOXES (2'-6" x 4'-0" AND LARGER) AND MANHOLES ARE TO BE GROUNDING WITH A 3/8" x 1/8" TINNED SOFT COPPER BONDING RIBBON PLACED VERTICALLY AROUND THE BOTTOM OF THE BOX WITH 3" ENDS STUBBED INSIDE.
 5. WHEN EXISTING TELEPHONE FACILITIES (i.e. POLES, MANHOLES, PULL BOXES, CONDUIT, TERMINALS, ETC.) ARE AFFECTED BY IMPROVEMENTS (REQUIRED BY LOCAL ORDINANCE SUCH AS STREET LIGHTS, SIDEWALK, CUTTERS, ETC.) THE DEVELOPER SHALL BE RESPONSIBLE FOR THE ADJUSTMENT OF THESE FACILITIES AS REQUIRED.
 6. PLYWOOD BACKBOARDS ARE TO BE TREATED WITH FIRE RETARDANT MATERIAL, PAINT, OR SEALER.
 7. THE CONTRACTOR SHALL PROVIDE AND INSTALL A MEASURING TAPE CONSISTING OF A WATER PROOF, 400 POUND TENSILE STRENGTH, MARKED IN ONE FOOT OR LESS INCREMENTS IN AT LEAST ONE DUCT OF ALL CONDUIT SECTIONS. ALL OTHER DUCTS IN A MULTIPLE DUCT SYSTEM WILL HAVE A 1/2" INCH JET LINE PULL STRING WITH 400 POUND TENSILE STRENGTH.
 8. THE CONTRACTOR SHALL PROVE AND MANDREL ALL CONDUIT AFTER BACKFILLING WHILE AN EMBARO INSPECTOR IS PRESENT. MANDREL SIZE IS TO BE 1/4" SMALLER THAN THE INSIDE DIAMETER OF THE CONDUIT.
 9. IN ORDER TO INSURE ADEQUATE FACILITIES ARE PROVIDED FOR THIS PROJECT, IT IS IMPERATIVE THAT THE CONDUIT RECOMMENDATION NOT BE CHANGED WITHOUT EMBARO OUTSIDE PLANT ENGINEERING APPROVAL.
 10. CONCRETE ENCASEMENT SHALL CONSIST OF 3/4" AGGREGATE 6 SACKS, TYPE V, PORTLAND CEMENT CONCRETE. THE ENCASEMENT SHALL BE A MINIMUM OF 2" BETWEEN THE CONDUIT AND A MINIMUM OF 3" ON THE TOP, BOTTOM AND SIDES OF THE DUCT BANK.
 11. ALL TERMINALS, BACKBOARDS, CABINETS, ETC., SHALL BE EQUIPPED WITH A #6 GAUGE GROUND WIRE, RUN TO AN APPROVED GROUND SOURCE.
 12. A POLYETHYLENE DUCT PLUG SHALL BE INSTALLED IN ALL CONDUIT WHERE TERMINATED OR STUBBED.
 13. PROTECTIVE POSTS SHALL BE 4" RIGID STEEL PIPE, SIX FEET IN LENGTH, FILLED AND SET IN CONCRETE AT LOCATIONS SHOWN. THE TOP OF THE PROTECTIVE POST SHALL BE 36 INCHES ABOVE THE PROPOSED FINISHED GRADE AND PAINTED WITH YELLOW STREET MARKING PAINT.
 14. IF EXISTING TERMINATORS ARE NOT UTILIZED TO JOIN SUBSTRUCTURES, CALL 244-7811 FOR AN EMBARO INSPECTOR. 24 HOURS PRIOR TO PENETRATING ANY EMBARO MANHOLE OR PULL BOX - THE ENTRANCE LOCATION IS VERY CRITICAL AND WILL BE DETERMINED AT THAT TIME. CORE DRILLING AND PROPER GROUTING IS MANDATORY. ENTERING THE SIDE OF AN EMBARO MANHOLE OR PULL BOX IS NOT PERMITTED UNLESS APPROVED BY EMBARO.
 15. ALL TELEPHONE BOXES WILL BE REQUIRED TO HAVE AN 8" x 8" CONCRETE COLLAR POURED AROUND THE TOP PORTION OF THE BOX PER EMBARO STANDARDS, EXCEPT WHEN BOXES ARE TO BE LOCATED IN A CONCRETE SIDEWALK AREA.
 16. EMBARO WILL REQUIRE "AS-BUILT" FOOTAGES PRIOR TO ORDERING CABLE TO SERVE THIS DEVELOPMENT. THESE FOOTAGES MUST BE RECEIVED SIX WEEKS PRIOR TO SERVICE INSTALLATION DUE DATES.
 17. CALL 244-7811 TO SCHEDULE EMBARO INSPECTION 24 HOURS PRIOR TO STARTING ANY WORK.



CONTRACTOR / DEVELOPER NOTE

1. THE DEVELOPER/CONTRACTOR SHALL CALL 244-7811 TO SCHEDULE INSPECTIONS 24 HOURS IN ADVANCE. REQUESTS RECEIVED AFTER 11:00 AM MAY NOT BE SCHEDULED FOR THE FOLLOWING WORKDAY.
2. ANY MODIFICATIONS TO THE EMBARO DESIGN MUST BE APPROVED BY THE ENGINEER.
3. THESE PLANS WILL BE VALID FOR SIX MONTHS FROM DATE OF ISSUE.

EASEMENT / PERMIT CERTIFICATION EASEMENT / PERMIT REQUIRED: YES <input type="checkbox"/> NO <input checked="" type="checkbox"/> EASEMENT / PERMIT OBTAINED: YES <input type="checkbox"/> NO <input checked="" type="checkbox"/> DATE EASEMENT / PERMIT OBTAINED: _____ ROW ENGINEER SIGNATURE: _____ EMBARO CASEMENT / PERMIT NUMBER: _____ REMARKS: _____	CITY OF LAS VEGAS PERMIT REQUIRED DEVELOPER/CONTRACTOR SHALL OBTAIN A CITY PERMIT BEFORE ANY EXCAVATION WORK WITHIN CITY OF LAS VEGAS RIGHT OF WAY * EMBARO INSPECTOR WILL VERIFY CITY PERMIT FOR WORK DONE WITHIN CITY OF LAS VEGAS RIGHT-OF-WAY INSPECTOR: _____ DATE: _____	OWNER/CONTACT: TOM PENN TELEPHONE: 702-893-9700 REVIEWED BY FACILITY ENGINEER: _____ DATE: _____ 107V5134-TEL
---	--	---

DISCLAIMER NOTE: UTILITY LOCATIONS SHOWN ARE APPROXIMATE ONLY. IT SHALL BE THE CONTRACTOR'S RESPONSIBILITY TO DETERMINE THE EXACT HORIZONTAL AND VERTICAL LOCATION OF ALL EXISTING UNDERGROUND UTILITIES PRIOR TO COMMENCING CONSTRUCTION. EMBARO ASSUMES NO RESPONSIBILITY FOR UTILITIES NOT SHOWN OR UTILITIES NOT SHOWN IN THEIR PROPER LOCATION.

APPROVED FOR CONSTRUCTION
 THIS APPROVAL IS FOR WORK IN CLV R/W OR CLV EASEMENTS ONLY.
 OBTAINING PERMISSIONS OR EASEMENTS FOR WORK SHOWN ON PRIVATE PROPERTY IS THE RESPONSIBILITY OF THE UTILITY.

APPROVAL: _____ DATE: 4/15/2009

EMBARQ PROPRIETARY
 CONSTRUCTION PERMIT REQUIRED BY CONTRACTOR

NO.	REVISION	ENGR.	MGR.	DATE
1	RE-LOCATE CONDUIT. MOVE TRENCH TO 3' OFF CURB FACE.			
2				
3				

Call before you Dig.

Dial 811 UNDERGROUND SERVICE (USA)

EMBARQ

UNDERGROUND CONDUIT REQUIREMENT for SARANN KNIGHT APARTMENTS MONROE & H ST

DATE: 244-1979 NORTH 8 1/21/09 1" = 40' 1 of 1

116709

APR 02 2009 # 33137 SARANN KNIGHT