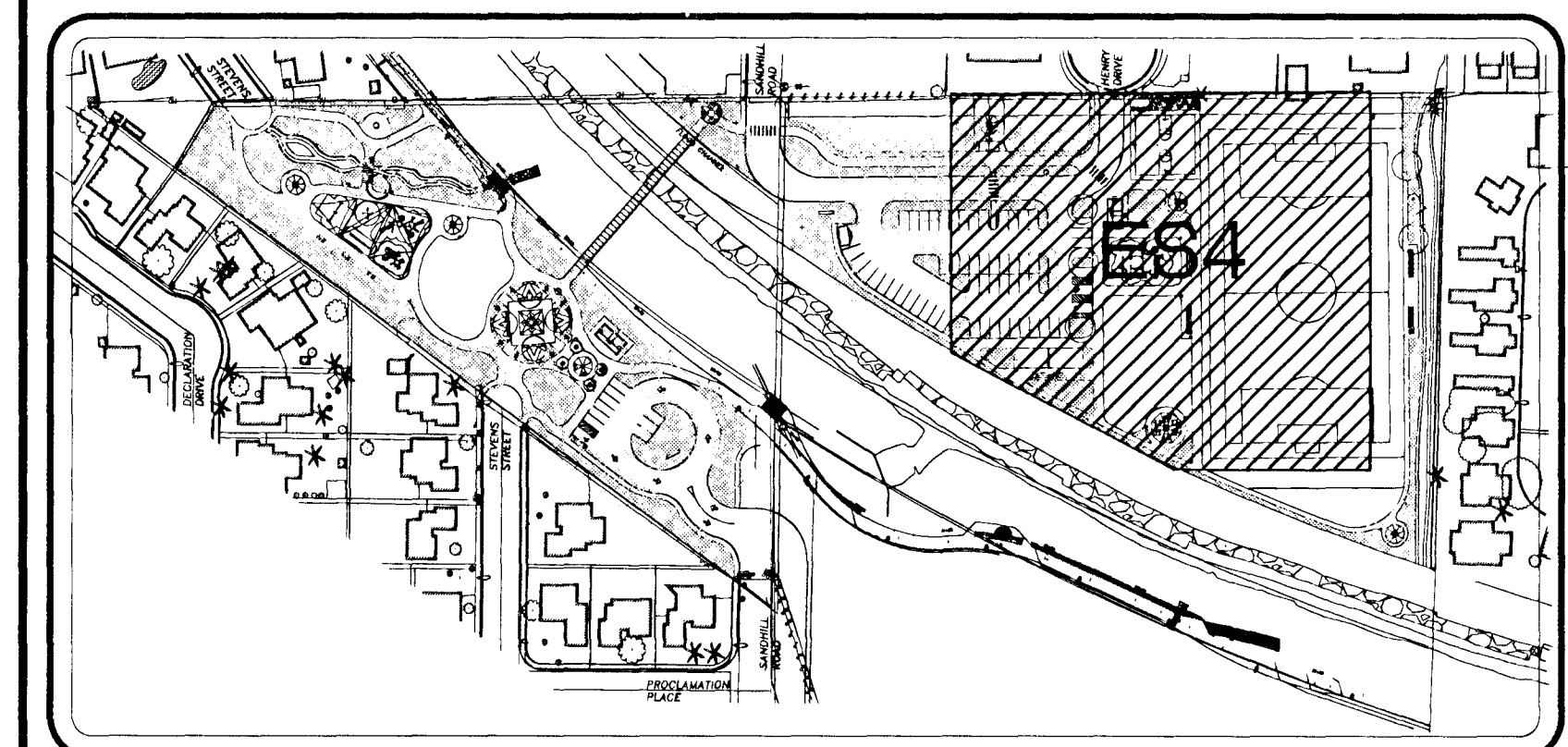


NOTES:

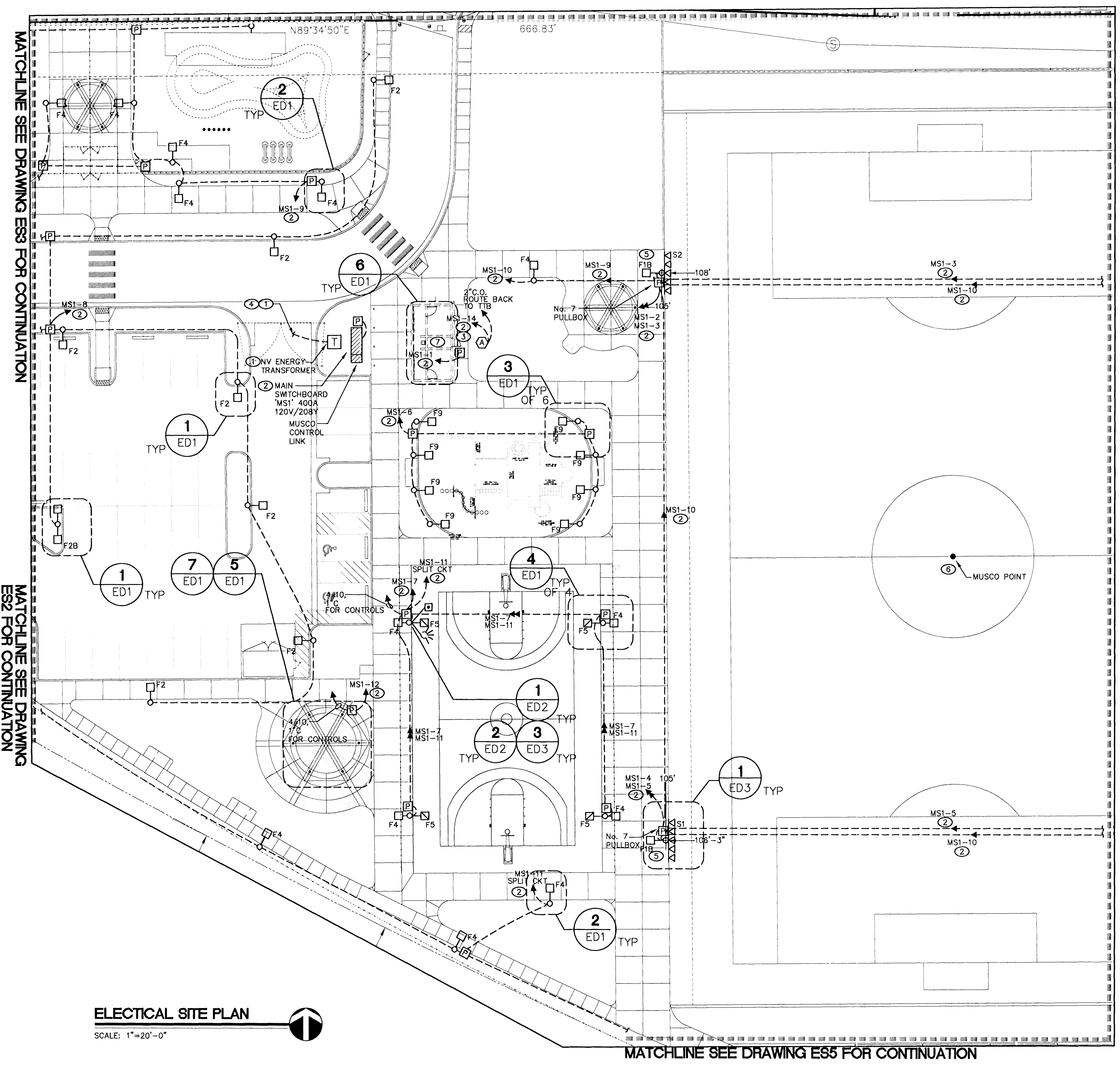
- ① SEE LOCAL UTILITY PLANS FOR EXACT LOCATIONS AND SIZING. FOLLOW LOCAL UTILITY REQUIREMENTS FOR INSTALLATION.
- ② SEE ONELINE FOR FEEDER AND CONDUIT SIZES.
- ③ IRRIGATION CONTROLLER 'B' SEE IRRIGATION PLANS FOR EXACT LOCATION AND SIZE.
- ④ ROUTE TO NEAREST UTILITY CONNECTION. REFER TO UTILITY DRAWINGS FOR EXACT LOCATIONS. INSTALL PER LOCAL ORDINANCES.
- ⑤ MOUNT F1B FIXTURES TO BE MOUNTED ON SPORTS POLE AT A MAXIMUM OF 20' A.F.G. REFER TO SPORT LIGHTING MANUFACTURER FOR REMOTE BALLAST BOX PRIOR TO INSTALLATION.
- ⑥ SEE MUSCO PLAN FOR EXACT POLE LOCATIONS AND LAYOUT ON SOCCER FIELD.
- ⑦ ALL TRENCHING AND CONDUIT LAYOUTS ARE TO BE ROUTED AROUND THE PROPOSED FUTURE RESTROOM LOCATION.

GENERAL NOTES:

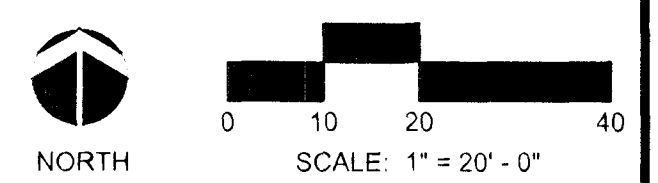
- 1. ALL PULLBOXES WILL BE NO. 3 1/2 UNLESS NOTED OTHERWISE. GROUNDING PER NEC 250 SEE DETAIL 8/ED1 FOR FURTHER INFORMATION.
- 2. REFER TO CIVIL DRAWINGS FOR EXACT LOCATIONS OF POLES



KEY MAP
NOT TO SCALE



ELECTICAL SITE PLAN
SCALE: 1"=20'-0"



THESE RECORD DOCUMENTS HAVE BEEN PREPARED BASED ON INFORMATION PROVIDED BY OTHERS. THE DESIGN PROFESSIONAL HAS NOT VERIFIED THE ACCURACY AND/OR COMPLETENESS OF THIS INFORMATION AND SHALL NOT BE RESPONSIBLE FOR ANY ERRORS OR OMISSIONS WHICH MAY BE INCORPORATED HEREIN AS A RESULT.

REVISIONS	
CONTRACT	
DEPARTMENT OF PUBLIC WORKS	
SANDHILL OWENS PARK & TRAILHEAD LAS VEGAS, NEVADA	
ELECTRICAL SITE PLAN	
OWNER:	CITY OF LAS VEGAS
DEPARTMENT:	DEPARTMENT OF PUBLIC WORKS
CAPITAL PROJECT MANAGEMENT SECTION	
400 EAST STEWART AVENUE LAS VEGAS, NEVADA 89101 PHONE: (702) 229-5535 FAX: (702) 386-1846 TDD: (702) 386-2108	
DRAWN	
FILE	
DATE	12/7/2009
SCALE	1"=20'
DWG NO.	09163411
CIVIL DWG NO.	
DWG NO.	ES4

128253