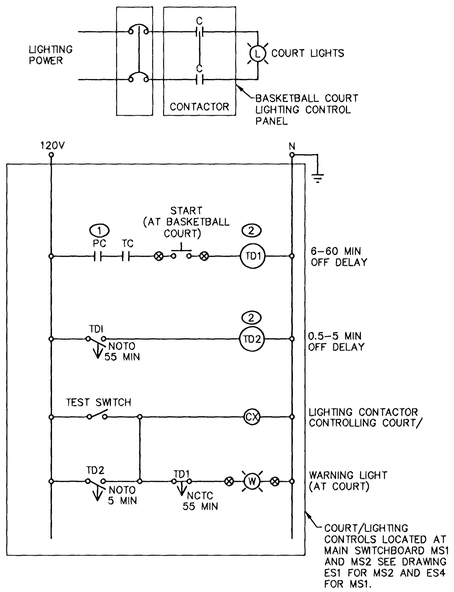

1 ED2 TYPICAL LIGHT CONTROL DIAGRAM FOR - BASKETBALL COURT

NOT TO SCALE

NOTES:

1. PHOTOCELL MOUNTED ON TOP OF 'MS1' AND 'MS2' FACING NORTH
2. LIGHT CONTROL SHALL BE A MANUFACTURED SYSTEM EQUAL TO TESCO CATALOG #66-000-G-COURT (WITHOUT TIMECLOCK). APPROVED EQUALS ARE ACCEPTABLE. ALL TIME DELAYS AND SWITCHES SHALL BE INCLUDED IN THE MANUFACTURER'S PANEL. SEE EG2 AND EG3 FOR TIMECLOCK LOCATION.

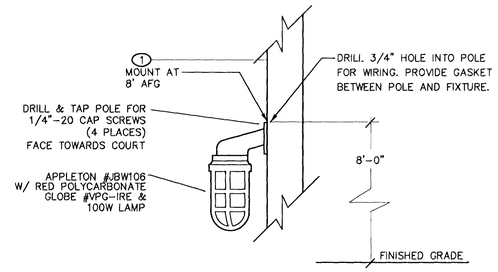

2 ED2 TYPICAL LIGHTING WARNING LIGHT MOUNTING

NOT TO SCALE

NOTES:

1. FOR THE BASKETBALL COURT AND SEE DRAWING ES4 FOR WARNING LIGHT LOCATION.

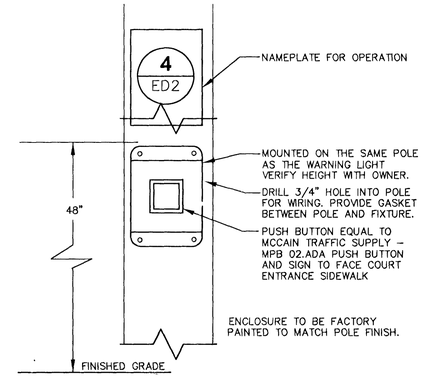

3 ED2 LIGHT SWITCH STATION - BASKETBALL COURT

NOT TO SCALE

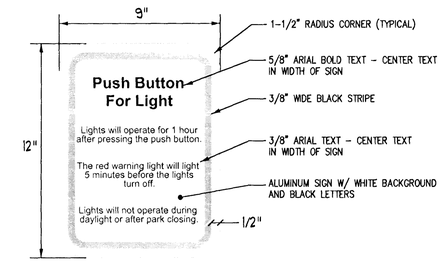

4 ED2 LIGHT SIGNAGE DETAIL - BASKETBALL COURT

NOT TO SCALE

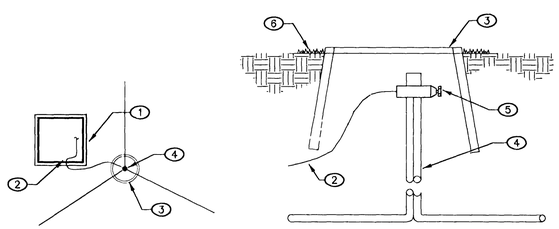

GROUND ROD LAYOUT

GROUND ROD ASSEMBLY

5 ED2 FIELD SATELLITE - CCU GROUNDING GRID DETAIL

NOT TO SCALE

NOTES:

1. FIELD SATELLITE OR CCU ASSEMBLY.
2. SOLID BARE COPPER WIRE FROM GROUNDING ROD TO SATELLITE OR CCU. MAKE WIRE AS SHORT AND STRAIGHT AS POSSIBLE.
3. COVER GROUNDING ROD WITH #10 ROUND VALVE BOX.
4. 5/8" X 8' COPPER CLAD GROUNDING ROD. INSTALL RODS IN SOIL IN A CHICKEN FOOT PATTERN. GROUNDING GRID TO HAVE A RESISTANCE OF TEN (10) OHMS OR LESS.
5. #25 CLAMP.
6. FINISH GRADE.

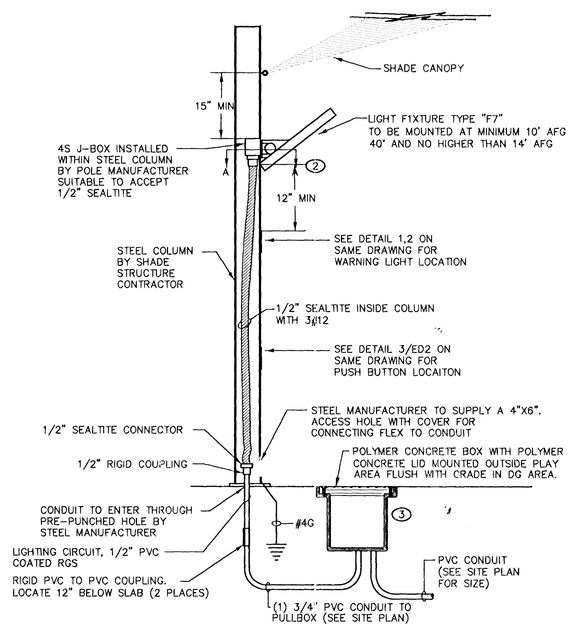

6 ED2 TOT LOT CANOPY - CONDUIT MOUNTING DETAIL

NOT TO SCALE

NOTES: THIS DETAIL ONLY

1. CONDUIT TO BE ROUTED INSIDE COLUMN. COORDINATE CONDUIT INSTALLATION WITH SHELTER CONSTRUCTION. CONDUIT TO BE ATTACHED TO COLUMN.
2. VERIFY WITH MANUFACTURER FOR PROPER INSTALLATION OF FIXTURE ON POLE PRIOR TO INSTALLATION. SEE A-A PLAN ON SAME SHEET.
3. PULLBOXES WILL BE LOCATED IN THE LANDSCAPE/ UNPAVED AREA NEXT TO CONCRETE SLAB. DO NOT PUT IN CONCRETE.

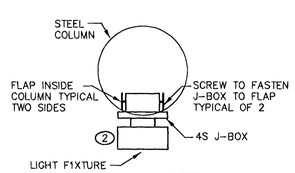

A-A PLAN DETAIL

NOT TO SCALE

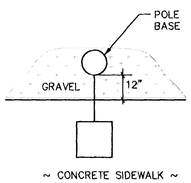

7 ED2 TYPICAL POLE SET BACK TO WALKWAY DETAIL

NOT TO SCALE

THESE RECORD DOCUMENTS HAVE BEEN PREPARED BASED ON INFORMATION PROVIDED BY OTHERS. THE DESIGN PROFESSIONAL HAS NOT VERIFIED THE ACCURACY AND/OR COMPLETENESS OF THIS INFORMATION AND SHALL NOT BE RESPONSIBLE FOR ANY ERRORS OR OMISSIONS WHICH MAY BE INCORPORATED HEREIN AS A RESULT.

Call 811 Call before you dig

12-3241

CITY OF LAS VEGAS NEVADA

DEPARTMENT OF PUBLIC WORKS

REVISIONS

CONSULTANT

SANDHILL OWENS PARK & TRAILHEAD
LAS VEGAS, NEVADA

ELECTRICAL DETAIL PLAN

STAMP

OWNER: CITY OF LAS VEGAS
DEPARTMENT OF PUBLIC WORKS
CAPITAL PROJECT MANAGEMENT SECTION

400 EAST STEWART AVENUE
LAS VEGAS, NEVADA 89101
PHONE: (702) 229-5535
FAX: (702) 384-4846
TDD: (702) 386-9108

DRAWN	
FILE	
DATE	12/7/2009
SCALE	NTS
BID NO	09.15341.11
CLV DWG NO	
SHT NO	ED2

DRAWINGS, SPECIFICATIONS OR SERVICE, OR THE PROPERTY OF THE DESIGN PROFESSIONAL, BEARS STAMP OF CERTIFICATION APPEARS ON THE DRAWINGS AND SPECIFICATIONS ARE AN INSTRUMENT OF SERVICE, OR THE PROPERTY OF THE DESIGN PROFESSIONAL. THE CLIENT MAY BE LICENSED ONLY FOR OCCUPYING THE PROJECT FOR WHICH THEY WERE PREPARED AND NOT FOR THE CONSTRUCTION OF ANY OTHER PROJECT. A.C. 683.780.
PRINTED COPIES OF THE DRAWINGS AND SPECIFICATIONS RETAINED BY THE CLIENT MAY BE UTILIZED ONLY FOR OCCUPYING THE PROJECT FOR WHICH THEY WERE PREPARED AND NOT FOR THE CONSTRUCTION OF ANY OTHER PROJECT. REPRODUCTION IN WHOLE OR IN PART WITHOUT WRITTEN CONSENT IS STRICTLY PROHIBITED.