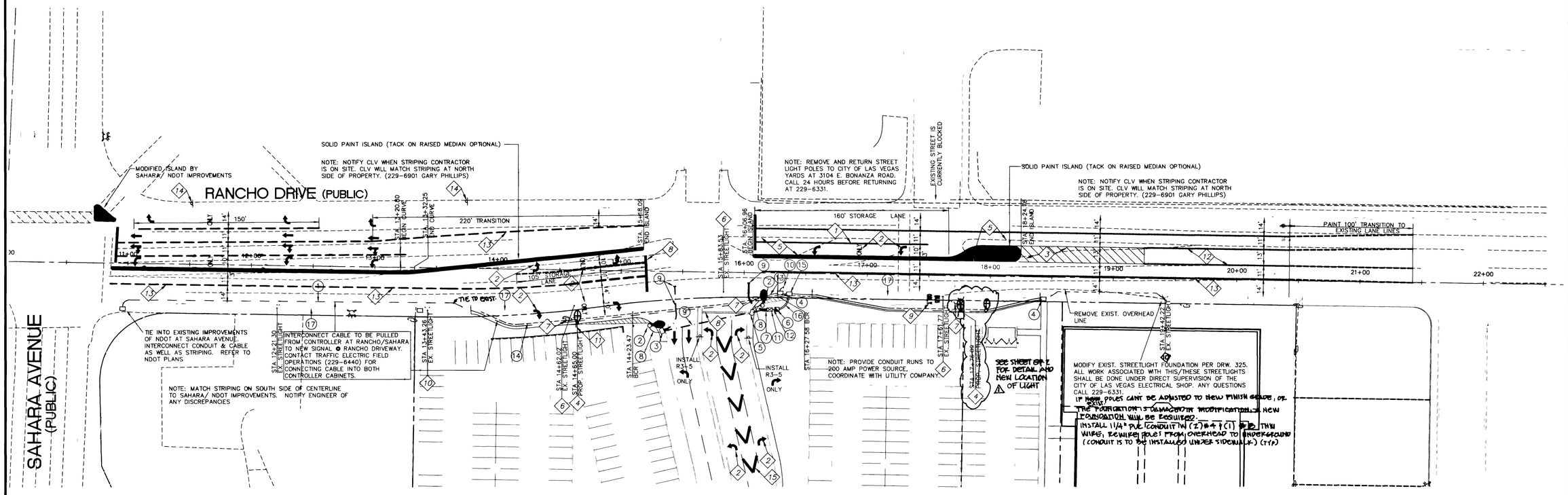

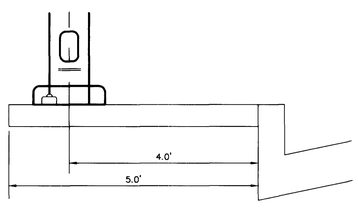

NOTE: ALL HAND HOLE COVERS MUST BE INSTALLED, POLE CAPS POURED, AND PULL BOX LIDS BOLTED DOWN PRIOR TO ENERGIZING CIRCUIT. ALL WIRE MUST HAVE THW INSULATION

STREET LIGHT LOCATION

NTS

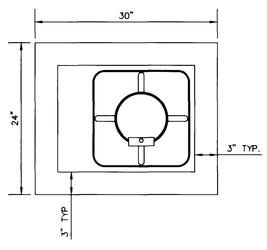

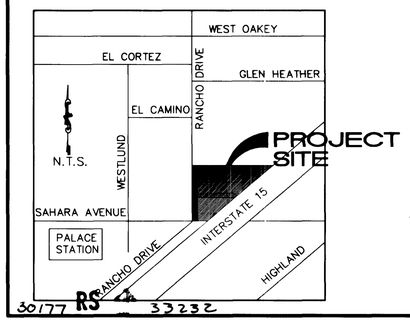

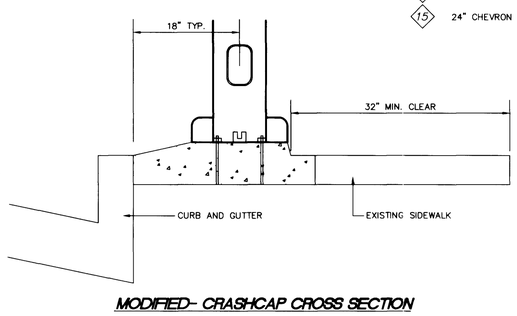

MODIFIED- CRASHCAP CROSS SECTION

TRAFFIC SIGN NOTES

1. INSTALL PAVEMENT MARKERS PER UNIFORM STD. 246
2. INSTALL SYMBOL PAVEMENT MARKERS PER UNIFORM STD. 246
3. INSTALL 24" SOLID PAINT OR TAPE, DIAGONAL MARKERS PER UNIFORM STD. 245
4. INSTALL 250W STREETLIGHT WITH 12' ARMS
5. REMOVE EXISTING-PAVEMENT MARKERS
6. REMOVE EXISTING STREETLIGHT - RETURN TO CLV (SEE NOTE ABOVE)
7. REMOVE EXISTING POWER POLE - COORDINATE WITH UTILITY COMPANY (EXACT LOCATION NOT KNOWN, TO BE DETERMINED BY UTILITY CO.)
8. 24" STOP BAR
9. "BUS ONLY" SIGN PER STD. 234.1
10. MODIFY EXISTING CRASHCAP PER DETAIL THIS SHEET
11. INSTALL RIGHT LANE MUST TURN RIGHT SIGN (R3-7) RIGHT
12. TYPE 2 CENTERLINE PER STD. 244
13. TYPE 3 CENTERLINE PER STD. 244
14. RIGHT LANE MUST TURN RIGHT SIGNS
15. 24" CHEVRON MARKER PER STD. 51B

TRAFFIC NOTES

1. INSTALL 3" PVC CONDUIT (CABLE FROM SAHARA TO SIGNAL) CONDUIT (W/ PULLSTRINGS & #8 WIRE) FROM CONTROLLER PULLBOX TO NORTH END OF PROPERTY. CONDUITS TO HAVE 45° (FORTY FIVE DEGREES) RIGID BENDS (PVC OVER STEEL) INTO #7 PULLBOXES.
2. 50' MAST ARM, "L" FOUNDATION, XX-A POLE, 400 WATT LUMINAIRE, 15' LUMINAIRE MAST ARM. SIGNAL MAST ARMS TO BE DELIVERED TO T.E.M.O. (TRAFFIC ELECTRIC FIELD OPERATIONS) CALL 229-6448 24 HOURS BEFORE DELIVERY.
3. #5 PULLBOX (TRAFFIC SIGNAL)
4. #7 PULLBOX (INTERCONNECT)
5. #7 PULLBOX (TRAFFIC SIGNAL)
6. INSTALL 200 AMP SERVICE PEDESTAL (SEE CHART THIS SHEET)
7. 5- 3" CONDUIT TO CONTROLLER
8. 3" CONDUIT (POLE TO PULLBOX)
9. 2- 3" CONDUITS (STUB FOR FUTURE EXTENSION)
10. STUB AND CAP 3" CONDUIT AT LIP OF GUTTER
11. CONTROLLER CABINET
12. 1-3" CONDUIT FROM SERVICE TO CONTROLLER
13. 1-3" CONDUIT FROM #7 PULLBOX (TRAFFIC SIGNAL) TO #7 PULLBOX (INTERCONNECT)
14. INSTALL NEW 1 1/4" CONDUIT W/ 2- #4, 1-#8 THW WIRE
15. #5 PULLBOX FOR STREET LIGHTING
16. 2-2" CONDUIT FOR STREET LIGHT LOOP
17. EXISTING STREET LIGHT CONDUIT

200 AMP 240V PAD MOUNT SERVICE

0- 2 POLE 60 AMP CIRCUIT BREAKERS
0- 1 POLE 15 AMP CIRCUIT BREAKERS
1- 1 POLE 40 AMP CIRCUIT BREAKERS
1- 1 POLE 60 AMP CIRCUIT BREAKERS
0- 2 POLE 60 AMP CONTACTORS
1- BYPASS SWITCH PER CONTACTOR

TRAFFIC STRIPING NOTES

1. DEVELOPER'S/CONTRACTORS ARE RESPONSIBLE FOR SUBMITTING TRAFFIC SIGNAGE SIGNAGE AND STRIPING PLANS ARE NOT LESS THAN THREE (3) WORKING DAYS BEFORE THE ROADWAY IS OPEN TO VEHICULAR AND PEDESTRIAN TRAFFIC.
2. REMOVE ANY EXISTING STRIPING AND SIGNAGE IN CONFLICT WITH PROPOSED.

NOTE:
TRAFFIC LUMINAIRES ARE TO BE WIRED CONTINUOUSLY TO METER PEDESTAL USING 2-#10 STR. & 1-#8 GREEN T.H.W. WIRE. 10' OF SLACK SHALL BE LEFT IN POLE. EACH LUMINAIRE SHALL BE FUSED INDIVIDUALLY WITH A 10 AMP FUSE IN BOTTOM OF METER PEDESTAL.

BASIS OF BEARINGS

THE BASIS OF BEARINGS FOR THIS PROJECT IS GRID NORTH, AS DEFINED BY THE NEVADA COORDINATE SYSTEM OF 1983 (NCS83), EAST ZONE, AS DETERMINED BY PUBLISHED VALUES BY NATIONAL GEODETIC SURVEY - HIGH ACCURACY REFERENCE NETWORK AS SHOWN BY MAP ON FILE IN FILE 88, PAGE 53 OF SURVEYS IN THE CLARK COUNTY, NEVADA RECORDER'S OFFICE

BENCHMARK

CITY OF LAS VEGAS BENCHMARK STATION 7C11 4SWS

DESCRIPTION
A RIVET & PLATE IN THE TOP OF CURB ON THE NORTHEAST RETURN OF RANCHO ROAD AND SAHARA AVENUE

NAVD '88 ELEV. = 632.6872 METERS (2075.74 FEET)

NORTH

GRAPHIC SCALE
40 0 20 40 80 160
(IN FEET)
1 inch = 40 ft.

Call before you Dig. 1-800-227-2600 UNDERGROUND SERVICE ALERT (USA)

Call before you OVERHEAD 1-702-593-6111 NEVADA POWER COMPANY CUSTOMER SERVICE DEPARTMENT

30177 RS 33232

/07-V3399

REV.	DATE	DESCRIPTION	DATE	APPROVAL
1	7-11-01	ADD RIGHT TURN LANE AND BULL TURN DETAILS	7/11/01	KJS

2-23-01

The Keith Companies
444 East Warm Springs Road, Suite 110, Las Vegas, Nevada 89119
Phone (702) 263-8008 Fax (702) 263-8009
Water Resources Land Planning Civil Engineering Land Surveying Environmental Services

SAHARA RANCHO OFFICE CENTER, LLC
RANCHO OFFICE PARK
TRAFFIC CONTROL STRIPING AND STREETLIGHT PLAN

JOB # 51386.00
SHEET NO.:
TC-1
9 OF 10 SHEETS
HTE# 4646