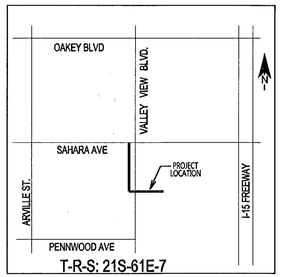

T-R-S: 21S-61E-7

GENERAL NOTES

ALL CONSTRUCTION SHALL CONFROM TO ZAYO AND CLARK COUNTRY AREA UNIFORM STANDARD DRAWINGS AND SPECIFICATIONS.

ALL CONDUIT, PULL BOXES, MANYHOLES, TRENCHING, BACK FILLING AND SUBSTRUCTURES ARE TO BE PROVIDED BY THE CONTRACTOR AND CONFORM TO ZAYO STANDARDS UNLESS OTHERWISE SPECIFIED.

TRENCHING AND TELEPHONE BOXES ARE TO BE PLACED IN THE SIDEWALK AREA WHENEVER POSSIBLE. ALL TRENCHING WILL BE OF A MINIMUM DEPTH TO MAINTAIN A 36" COVER OVER ALL ZAYO FACILITIES AND 12" MINIMUM SEPARATION FROM FOREIGN UTILITIES, NEW AND EXISTING BOXES WILL BE ESTABLISHED TO FINISH GRADE.

ALL 90 DEGREE BENDS MUST BE A MINIMUM OF A 48" SWEEP.

ALL PULL BOXES LARGER THAN A 17"x30" AND MANHOLES ARE TO BE GROUNDED WITH A 3/8" x 1/16" TINNED SOFT COPPER BONDING RIBBON PLACED VERTICALLY AROUND THE BOTTOM OF THE BOX WITH A 2' END STUBBED INSIDE.

PLYWOOD BACKBOARDS ARE TO BE TREATED WITH A FIRE RETARDANT MATERIAL, PAINT OR SEALER.

THE CONTRACTOR SHALL PROVIDE AND INSTALL A MEASURING TAPE CONSISTING OF A WATER PROOF 400 LB. TENSILE STRENGTH MARKED IN ONE FOOT OR LESS INCREMENTS IN AT LEAST ONE DUCTS IN ALL CONDUIT SECTIONS. ALL OTHER DUCTS WILL HAVE A 3/32" JET LINE PULL STRING WITH 400 LB. TENSILE STRENGTH.

THE CONTRACTOR SHALL PROVE AND MANDRELL ALL CONDUIT AFTER BACK FILLING WHILE AN ZAYO ENGINEER IS PRESENT. MANDREL SIZE IS TO BE 1/4" SMALLER THAN THE INSIDE DIAMETER OF CONDUIT.

IN ORDER TO INSURE ADEQUATE FACILITIES ARE PROVIDED FOR ON THE PROJECT, IT IS IMPERATIVE THAT THE CONDUIT DESIGN NOT BE CHANGED WITHOUT THE ZAYO ENGINEER'S APPROVAL.

ALL TERMINALS, BACKBOARDS, CABINETS, ETC., SHALL BE EQUIPPED WITH A #6 GAUGE COPPER GROUND WIRE, ATTACHED TO A COMMON POWER MGN.

ALL PULL BOXES AND MANHOLES NOT IN A CONCRETE SIDEWALK, WILL BE REQUIRED TO HAVE A PROTECTIVE 8"x8" CONCRETE COLLAR POURED AROUND THE TOP PORTION OF THE BOX AND H-20 LOAD BEARING LIDS

ALL CONDUIT ENDS (TERMINATED OR STUBBED) WILL HAVE A TAPERED POLYETHYLENE DUCT PLUG WITH A PULL STRING ATTACHED.

INSPECTION IS REQUIRED FOR ALL PHASES OF THE JOB. THESE PHASES ARE:
- *OPEN TRENCHES AFTER CONDUIT HAS BEEN PLACED.
- *OBSERVATION OF BACKFILL AND COMPACTION AS *MEETING STANDARDS
- *MANDREL OF CONDUIT.
- *WALL OF PULL BOXES AND MANHOLES MUST BE *CORDED WITH PROPER AMOUNT OF TERMINATIONS.
- *GROUTING OF PULL BOXES AND CONCRETE COLLARS.
- *PULL STRING IN ALL CONDUITS

ALL WORK MUST BE ACCEPTED BY ZAYO, AS MEETING ZAYO STANDARDS, FOR A CONTRACTOR TO BE PAID AND FOR ZAYO TO PLACE ANY TYPE OF TELECOMMUNICATIONS CABLE/FIBER.

- STORAGE LOOP
- 24 CT. FIBER
- R&R SIDEWALK
- SPLICE POINT
- T-200, 400
- NVE FUSE CABINET/MANHOLE
- MANHOLE
- R&R 5x5 SLAB AND/OR BORE PIT
- B-30 VAULT
- WOOD POLE
- BORE
- TRENCH
- ℄ - INDICATES CENTER LINE
- INDICATES RIGHT OF WAY

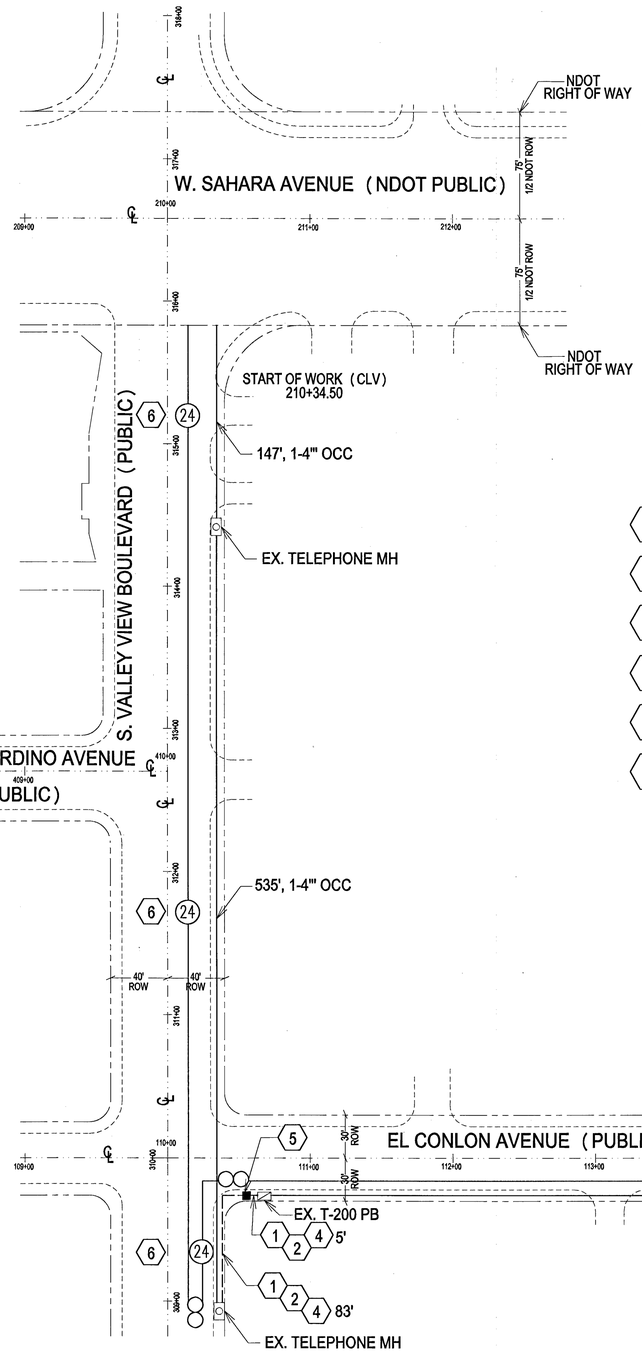

CONSTRUCTION NOTES:

1. REMOVE AND REPLACE SIDEWALK AND RAMP
2. TRENCH IN SIDEWALK AREA
3. INSTALL 1-1" INNERDUCT
4. INSTALL 1-2" CONDUIT
5. INSTALL B-30 PULLBOX
6. PULL 1-24 CT. FIBER

TRENCH DETAIL

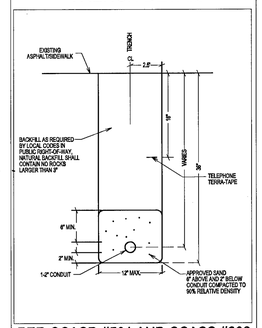

PER CCASD #501 AND CCASS #208

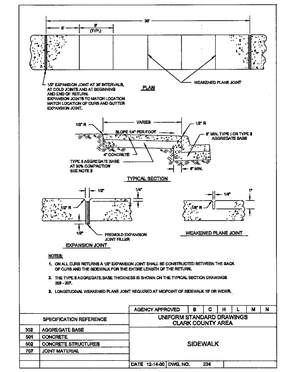

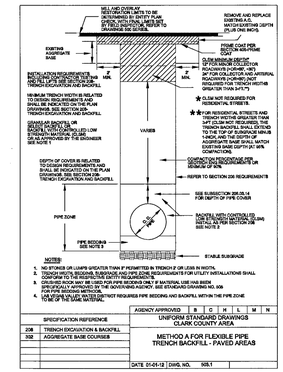

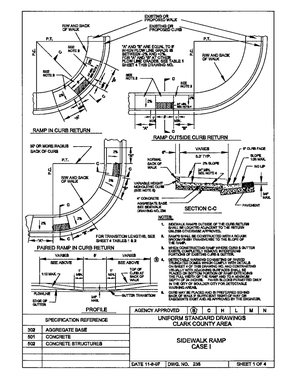

CONSTRUCTION NOTES:

COORDINATE CONSTRUCTION WITH ZAYO. ALL UG CONDUIT TO BE EQUIPPED WITH LOCATE WIRE. MAINTAIN A MINIMUM OF 36" (PLACE BORE PITS AS NECESSARY)

Contact: Rob T.
FIBER OPTIC TECH.
ZAYO
5735 S. Fort Apache Rd. Suite A
Las Vegas, NV 89148
PHONE: (702) 949-7948
FAX: (702) 949-7929

UTILITY NOTE

UTILITY LOCATIONS SHOWN HEREON ARE APPROXIMATE ONLY. IT SHALL BE THE CONTRACTOR'S RESPONSIBILITY TO DETERMINE THE EXACT HORIZONTAL AND VERTICAL LOCATION OF ALL EXISTING UNDERGROUND UTILITIES PRIOR TO COMMENCING CONSTRUCTION. NO REPRESENTATION IS MADE THAT ALL EXISTING UTILITIES ARE SHOWN HEREON. THE ENGINEER ASSUMES NO RESPONSIBILITY FOR UTILITIES NOT SHOWN OR UTILITIES NOT SHOWN IN THEIR PROPER LOCATION.

811 Know what's below. Call before you dig.

CALL BEFORE YOU DO OVERHEAD CALL: 1-702-227-2929

CALL BEFORE YOU UNDERGROUND CALL: 1-702-432-5200

NOTE: ALL WORK SHALL COMPLY WITH THE CCAU STANDARDS DRAWINGS.

City of Las Vegas

APPROVED FOR CONSTRUCTION
THIS APPROVAL IS FOR WORK IN CLV R/W OR CLV EASEMENT ONLY. OBTAINING PERMISSION OR EASEMENT FOR WORK SHOWN ON PRIVATE PROPERTY IS THE RESPONSIBILITY OF THE UTILITY.

Approval 4-16-14 Date

527148 10V6184-FIB

CITY OF LAS VEGAS PUBLIC WORKS PERMIT REQUIRES*

DEVELOPER/CONTRACTOR SHALL OBTAIN A CITY OF LAS VEGAS (CLV) PERMIT BEFORE ANY EXCAVATION WORK WITHIN CITY OF LAS VEGAS RIGHT-OF-WAY

*ZAYO INSPECTOR WILL VERIFY CITY OF LAS VEGAS PERMIT FOR WORK DONE WITHIN CLV RIGHT-OF-WAY

INSPECTOR: DATE:

REV. #	BY	DATE	DESCRIPTION	APPROVAL

SCALE (H) 1"=50'
DESIGN BY FRANK
DRAWN BY MATT
REVIEW BY

PROJECT NAME: 3441 W. Sahara Ave.
PROJECT LOCATION: W. Sahara Ave. & Valley View Blvd.
PROJECT NUMBER: Z-14011

zayo
5735 S. FORT APACHE RD., SUITE A
LAS VEGAS, NV 89148
OFFICE: (702) 949-7948 FAX: (702) 949-7929

SHEET 1

1 of 1 SHEETS