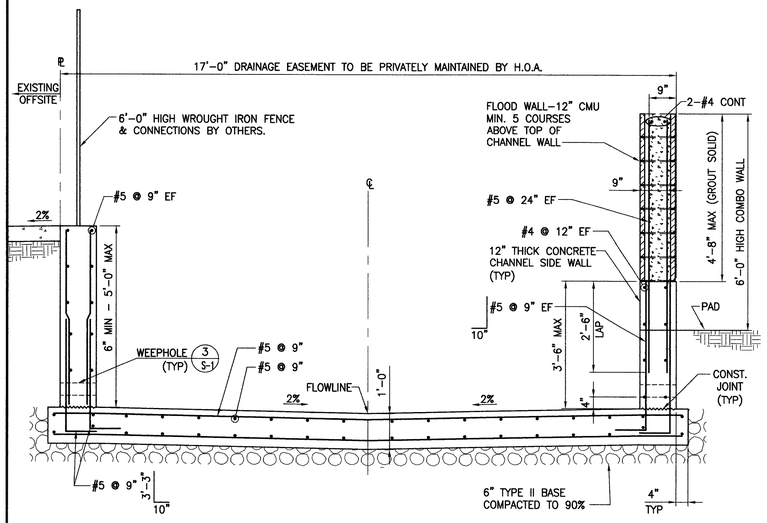


**SECTION** A
SCALE: 1/2" = 1'-0"
STA. 3+77.79" TO 2+27.11

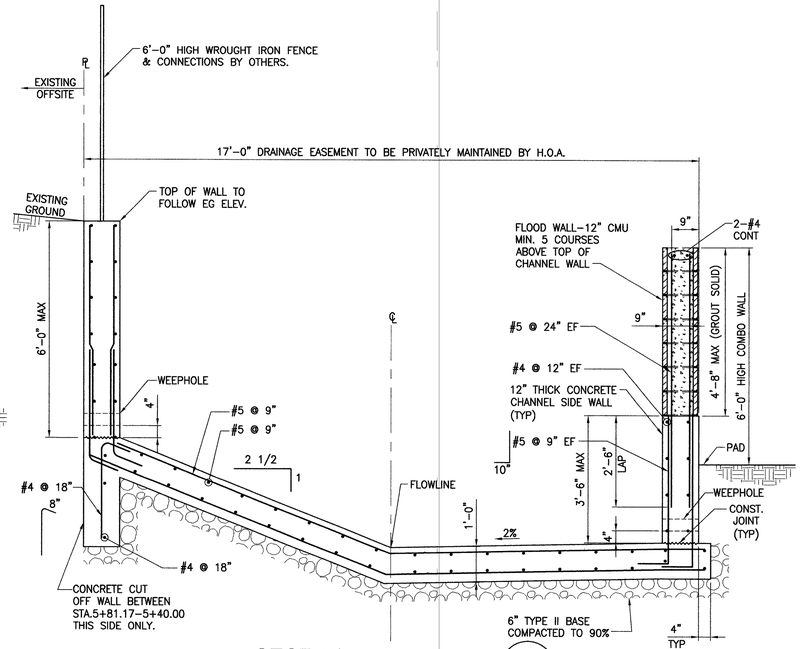


**SECTION** C
SCALE: 1/2" = 1'-0"
STA. 5+81.17" TO 5+13.87"

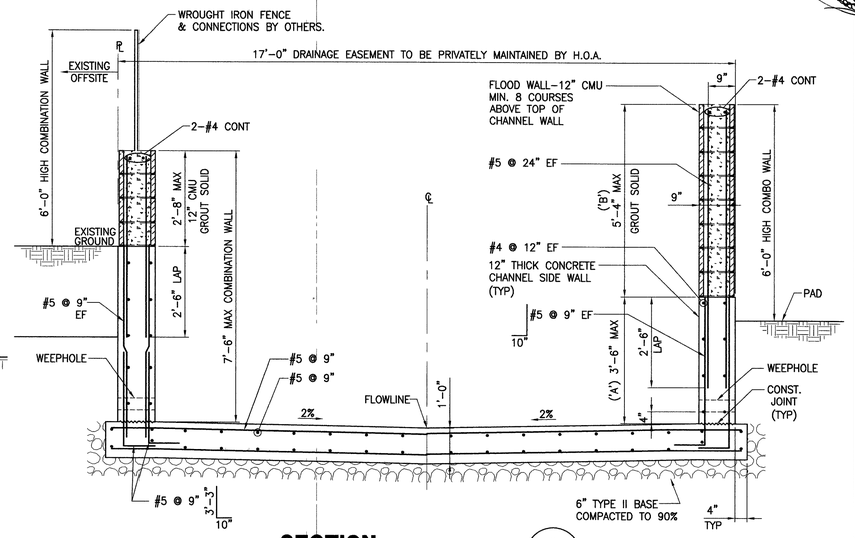


**SECTION** E
SCALE: 1/2" = 1'-0"
STA. 4+85.58" TO 4+34.61"

NOTE:
WALL HEIGHT "A"+"B"
SHALL BE ≤ 8'-4"

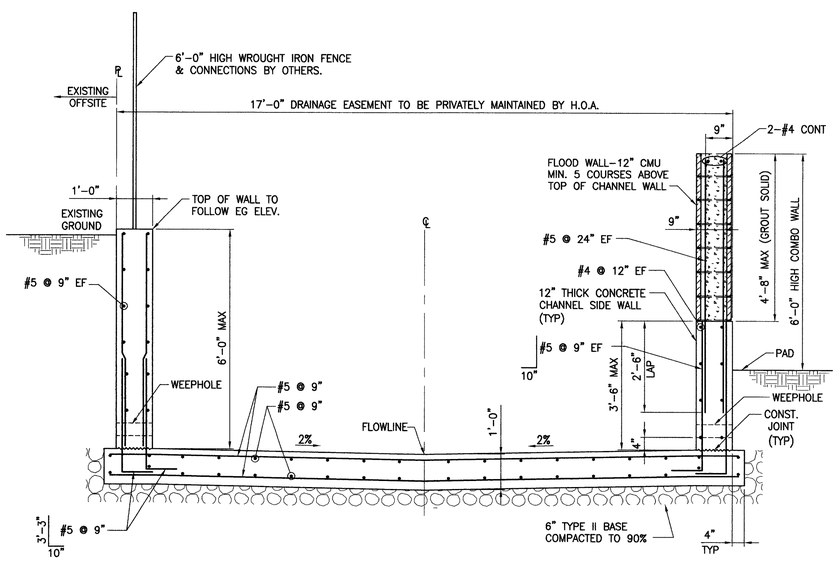


**SECTION** B
SCALE: 1/2" = 1'-0"
STA. 5+13.87" TO 4+85.58

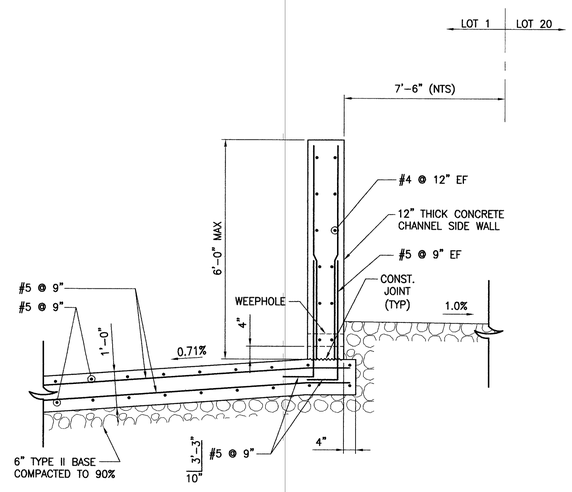


**SECTION** D
SCALE: 1/2" = 1'-0"
STA. 5+81.17'

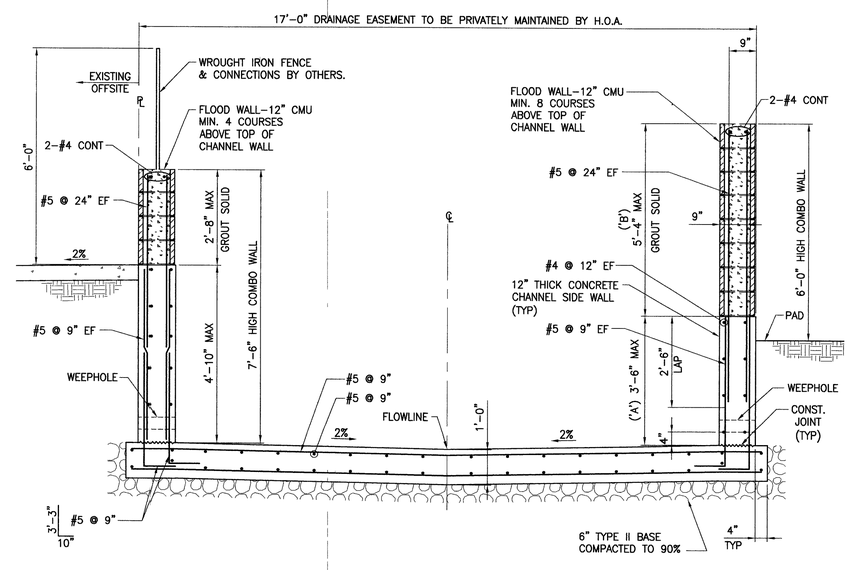


**SECTION** F
SCALE: 1/2" = 1'-0"
STA. 4+34.61' TO 3+77.79'

NOTE:
WALL HEIGHT "A"+"B"
SHALL BE ≤ 8'-4"

CLV DWG #307V930

87771

| REV | DATE | DESCRIPTION | DATE AGEN. APP | DATE GCW. APP |
|---|---|---|---|---|

DESIGN: RN
DRAWN: ADL
CHECK:
ISSUE DATE:
ISSUE EDITOR:
PLOT DATE: 06-29-05
PLOT TIME: 10:38:57

G. C. WALLACE, INC.
Engineers/Planners/Surveyors
1555 SOUTH RAINBOW BLVD./LAS VEGAS, NEVADA 89146
TELEPHONE: (702) 804-2000 • FAX: (702) 804-2299
dturner

G:\787-026\dwg\Struct\026-S002.dwg

**PINNACLE HOMES**
**SABLE CREEK**
**DRAINAGE CHANNEL SECTIONS**

DRAWING
**S-2**
44 OF 44 SHTS

STATE OF NEVADA
RIMAH NAZZAL
Exp. 12/31/2006
STRUCTURAL
No. 12917
PROFESSIONAL ENGINEER
DATE: 6/29/05