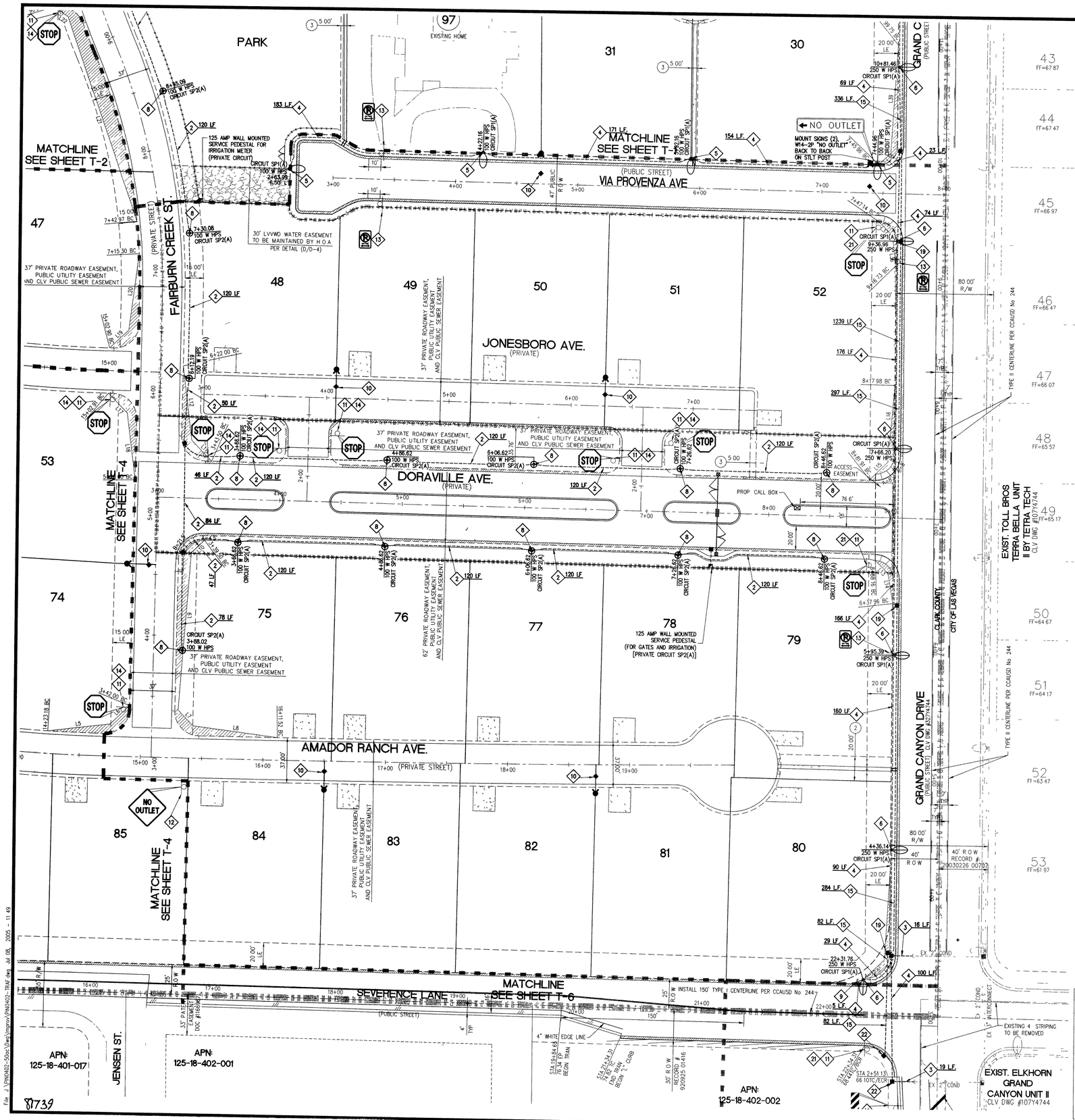

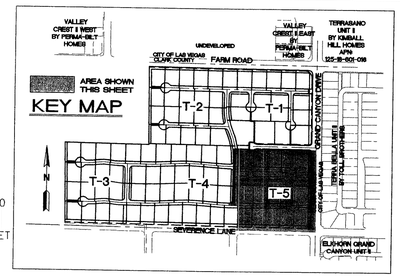

SVZ LINE TABLE

LINE	LENGTH	BEARING
L5	51.16'	N82°52'54"E
L6	22.20'	S45°47'36"W
L7	17.90'	S44°12'24"E
L8	69.61'	S82°44'43"E
L9	129.34'	N04°13'28"E
L10	14.96'	S45°47'36"W
L11	23.49'	S44°12'24"E
L12	60.97'	N07°06'59"W
L13	15.09'	S44°38'18"E
L14	24.83'	S09°46'28"E
L15	21.13'	N45°21'45"E
L16	63.09'	N04°37'52"E
L17	22.27'	S44°12'24"E
L18	54.80'	S07°20'21"E
L19	21.65'	N45°47'46"E
L20	64.12'	N07°07'39"E
L21	179.34'	N18°51'45"W
L22	13.75'	S54°37'00"E
L36	24.95'	N07°57'45"W
L37	16.17'	N44°37'57"W
L38	13.78'	N45°22'03"E
L39	90.27'	N03°21'49"E

LEGEND

- LOT LINE
- STREET CENTERLINE
- STREET LIGHT CONDUIT
- MATCHLINE
- 32 LOT NUMBER
- 100W HPS SINGLE STREETLIGHT (SEE T-6 FOR OFFSET INFO)
- 250W HPS SINGLE STREETLIGHT (SEE T-6 FOR OFFSET INFO)
- 400W HPS LUMINAIRE FOUNDATION & TRAFFIC SIGNAL POLE W/ 15' NO RISE LUMINAIRE ARM W/ HARDWARE FOR XX STYLE POLE (SEE T-6 FOR OFFSET INFO)
- 100W HPS DECORATIVE LIGHTING POLE PER DETAIL (A/T-6) OR EQUIVALENT
- SP1(X) PROPOSED SERVICE PEDESTAL SEE TRAFFIC SHEETS FOR SERVICE PEDESTAL DESIGNATION REFER TO ELECTRICAL SERVICE NOTES ON SHEET T-6
- PROPOSED NO 3-1/2" PULLBOX PER USD 326 UNLESS OTHERWISE NOTED ON TRAFFIC PLANS
- BLUE REFLECTIVE MARKER PER [97 UFC SEC 901 4 3]
- STREET SIGN

STREETLIGHTING NOTES

1. PROPOSED 1-1/4" CONDUIT ONLY
2. PROPOSED 1-1/4" CONDUIT CONTAINING 2-#4, 1#8 GND [CIRCUIT SP2(A)]. AVOIDING FIRE HYDRANT WERE NEEDED
3. CONNECT EXISTING CONDUIT TO PROPOSED WITHOUT CONNECTING CIRCUITS
4. PROPOSED 2" CONDUIT CONTAINING 2-#4, 1#8 GND [CIRCUIT SP1(A)], AVOIDING FIRE HYDRANT WERE NEEDED
5. PROPOSED 100W HPS SINGLE STREETLIGHT ASSEMBLY AND FOUNDATION PER USD 314, 320 & 321 [CIRCUIT SP1(A)]
6. PROPOSED 250W HPS SINGLE STREETLIGHT ASSEMBLY AND FOUNDATION PER USD 314, 320 & 321 [CIRCUIT SP1(A)]
7. PROPOSED XX-A-30' POLE PER CC TRAFFIC SIGNAL LAYOUT DETAIL ON SHEET T-6 [CIRCUIT SP1(A)]
8. PROPOSED 100W HPS DECORATIVE LIGHTING POLE PER DETAIL (A/T-1) OR EQUIVALENT [CIRCUIT SP2(A)]
9. STUB OUT AND CAP 5 FT PAST PROPERTY LINE
15. PROPOSED 3" FAST CONDUIT W/ (1) #8 BARE WIRE OR GREEN CONDUCTOR
19. INSTALL P-30 PULLBOX WITH "FIBER OPTIC" INSCRIBED ON THE LID PER CCUSS 623003-01

TRAFFIC NOTES

10. INTALL BLUE COLORED REFLECTIVE RAISED PAVEMENT MARKERS PER [97 UFC SEC 901 4 3]
11. INSTALL R1-1 30"x 30" STOP SIGN
12. INSTALL W14-2 "NO OUTLET" SIGN
13. INSTALL R7-1APR, "NO PARKING ANYTIME" SIGN
14. INSTALL D-3 STREET NAME SIGN PER USD DWG NO 250 & 251 (9", TWO PER POLE)
16. INSTALL OM-3R EDGE SIGN (25' ON CENTER)
17. INSTALL BARRICADE AND END OF ROAD MARKERS PER CCAUSD No 601
18. INSTALL R2-1, 35 M P H SPEED LIMIT SIGN
20. INSTALL W8-3, "PAVEMENT ENDS" SIGN
21. INSTALL D-3 STREET NAME SIGN PER USD DWG NO 250 & 251 (12", TWO PER POLE)
22. INSTALL TEMPORARY #3.5 PULL BOX

Avoid cutting underground utility lines It's costly
Call before you Dig.
1-800-227-2600
UNDERGROUND SERVICE (USA)

ELECTRICAL NOTES

1. ALL UNDERGROUND CONDUIT SHALL BE TYPE RNC (RIGID NONMETALLICCONDUIT), SCHEDULE 40 PVC AND SHALL BE INSTALLED PER DETAIL THIS SHEET ABOVE GRADE CONDUIT SHALL BE TYPE RMC (RIGID METALLIC CONDUIT) CONDUIT RISERS SHALL BE TYPE RMC WITH PVC COATING OR TAPE WRAP ALL CONDUIT WHICH WOULD OTHERWISE BE EMPTY SHALL INCLUDE A NYLON PULLSTRING AND 1#8 FOR LOCATING PURPOSES
2. ALL CONDUCTOR SHALL BE STRANDED, 600V, TYPE THW INSULATED COPPER
3. THE ELECTRICAL CONTRACTOR SHALL FURNISH AND INSTALL ALL ELECTRICAL COMPONENTS AND HARDWARE AS REQUIRED BY THE NATIONAL ELECTRICAL CODE, LATEST EDITION, AND SHALL COMPLY WITH THE REQUIREMENTS OF THE INSPECTING AUTHORITY HAVING JURISDICTION

ELECTRICAL SERVICE NOTES

SP1 200 AMP, SINGLE PHASE, 3 WIRE, 120/240V PAD MOUNTED SERVICE PEDESTAL FEEDER FROM N P CO POINT OF CONNECTION TO BE 2"C, 2#4/0 THW, 1#4/0 WHITE THW (COPPER) TRANSFORMER TO SERVICE PEDESTAL DISTANCES GREATER THAN 250 FEET FOR SPECIFIED CONDUCTORS MUST BE APPROVED BY ENGINEER SERVICE PEDESTAL SHALL BE LOCATED A MINIMUM OF 30 FEET FROM THE TRANSFORMER
THE FOLLOWING SHALL BE INCLUDED IN THE SERVICE PEDESTAL
(2) 60 AMP, 240V, 2-POLE CIRCUIT BREAKERS,
(2) 60 AMP, 240V, 2-POLE LIGHTING CONTACTORS,
(2) TEST SWITCHES (ONE FOR EACH CONTACTOR),
PHOTOELECTRICAL CONTROL,
(1) 15 AMP, 120V, SINGLE POLE CIRCUIT BREAKER FOR LIGHTING CONTROLS CONTRACTOR TO PROVIDE (2) CONDUITS FROM SERVICE PEDESTAL TO FIRST STREETLIGHTING PULLBOX SERVICE PEDESTAL SHALL COMPLY WITH CLARK COUNTY AREA UNIFORM STANDARD DRAWINGS 330, 331, 332 1 AND 335 1

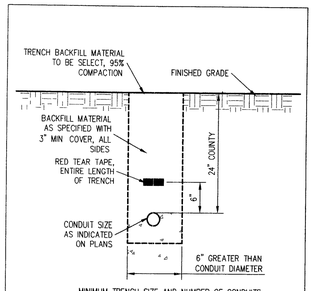

TRENCHING DETAIL

SCALE NOT TO SCALE

SLATER HANIFAN GROUP
CONSULTING ENGINEERS & PLANNERS
5740 S. ARVILLE STREET #216, LAS VEGAS, NV 89118
PHONE (702) 284-5300 FAX (702) 284-5399

NO.	DESCRIPTION	DATE	BY	APP

CLARK COUNTY, NEVADA

PINNACLE HOMES
SABLE CREEK
TRAFFIC PLAN V

SECTION 18
TOWNSHIP 19 SOUTH
RANGE 60 EAST, M.D.M.

DATE: 07/07/05
DRAFTER: DMB
DESIGNER: DMB
CHECKED: TJS

PROJECT NO.
PIN0402-001

PROFESSIONAL ENGINEER STATE OF NEVADA
TODD J. STEADHAM
Exp. 06/30/2006
CIVIL
No. 15292
7/8/05

T-5
SHEET 12 OF 44

CLV DWG #3071930
CC HTE# 05-7995

File: J:\PIN0402-50cc\Dwg\Improv\PIN0402-TRAF.dwg Jul 08, 2005 - 11:49