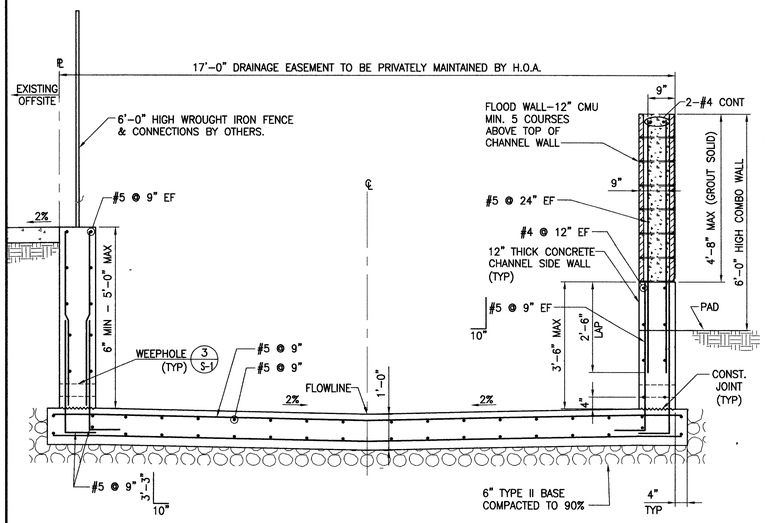

SECTION A
SCALE: 1/2" = 1'-0"
STA. 3+77.79" TO 2+27.11

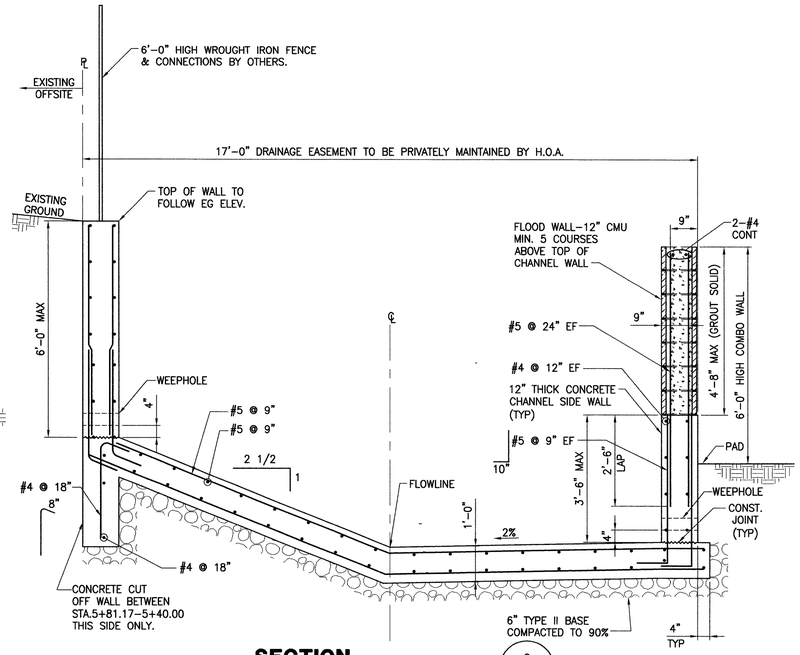

SECTION C
SCALE: 1/2" = 1'-0"
STA. 5+81.17" TO 5+13.87"

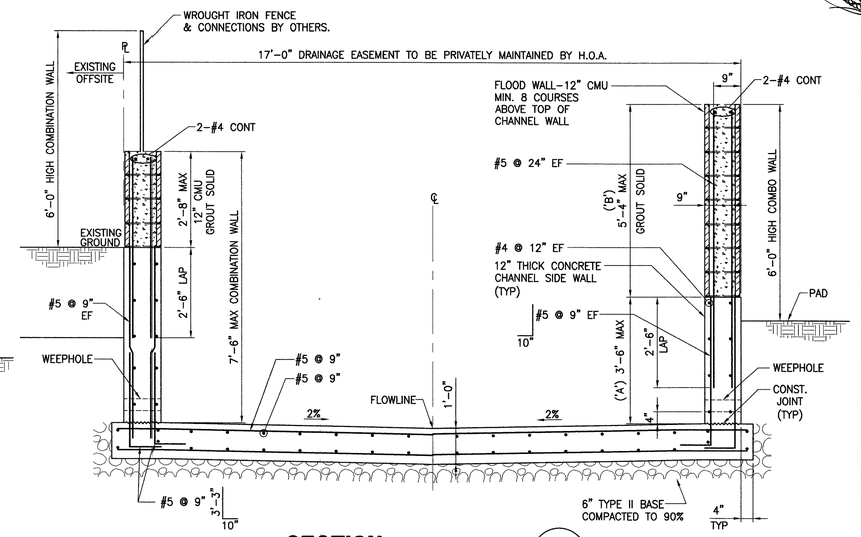

SECTION E
SCALE: 1/2" = 1'-0"
STA. 4+85.58" TO 4+34.61"

NOTE:
WALL HEIGHT "A"+"B"
SHALL BE ≤ 8'-4"

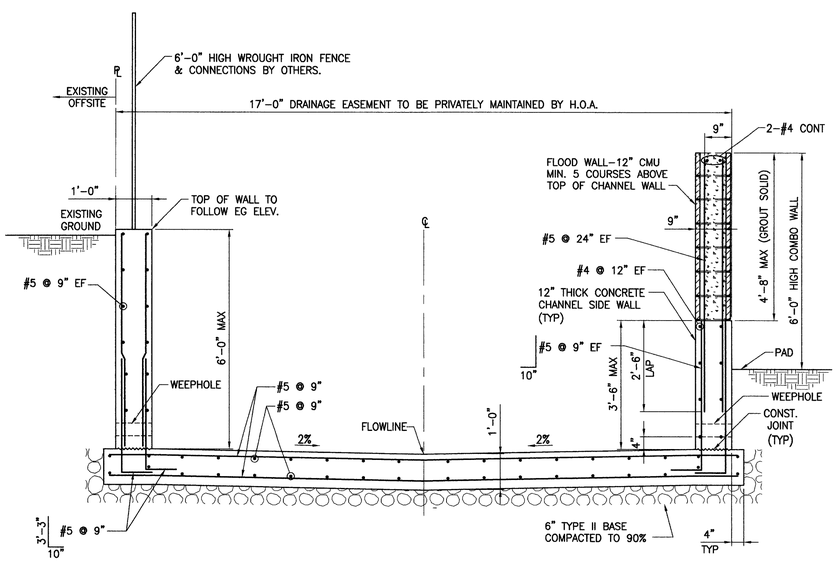

SECTION B
SCALE: 1/2" = 1'-0"
STA. 5+13.87" TO 4+85.58

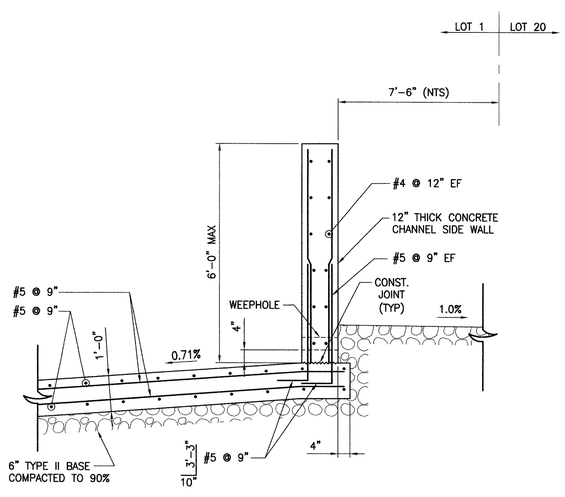

SECTION D
SCALE: 1/2" = 1'-0"
STA. 5+81.17'

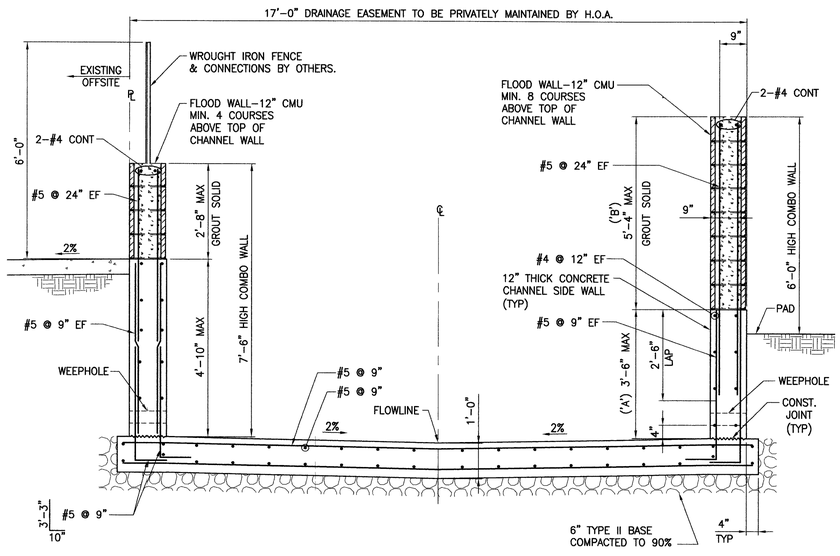

SECTION F
SCALE: 1/2" = 1'-0"
STA. 4+34.61' TO 3+77.79'

NOTE:
WALL HEIGHT "A"+"B"
SHALL BE ≤ 8'-4"

CLV OUC #307V930

81771 Elm 92147B

REV	DATE	DESCRIPTION	DATE	ASSN.	APP.	DATE	CKW	APP.

DESIGN: RN
DRAWN: ADL
CHECK:
ISSUE DATE:
ISSUE EDITOR:
PLOT DATE: 06-29-05
PLOT TIME: 10:38.57

G.C. WALLACE, INC.
Engineers/Planners/Surveyors
1555 SOUTH RAINBOW BLVD./LAS VEGAS, NEVADA 89146
TELEPHONE: (702) 804-2000 • FAX: (702) 804-2299
G:\787-028\Cwa\Street\028-S002.dwg
dturner

PINNACLE HOMES
SABLE CREEK
DRAINAGE CHANNEL SECTIONS

DRAWING
S-2
44 OF 44 SHTS