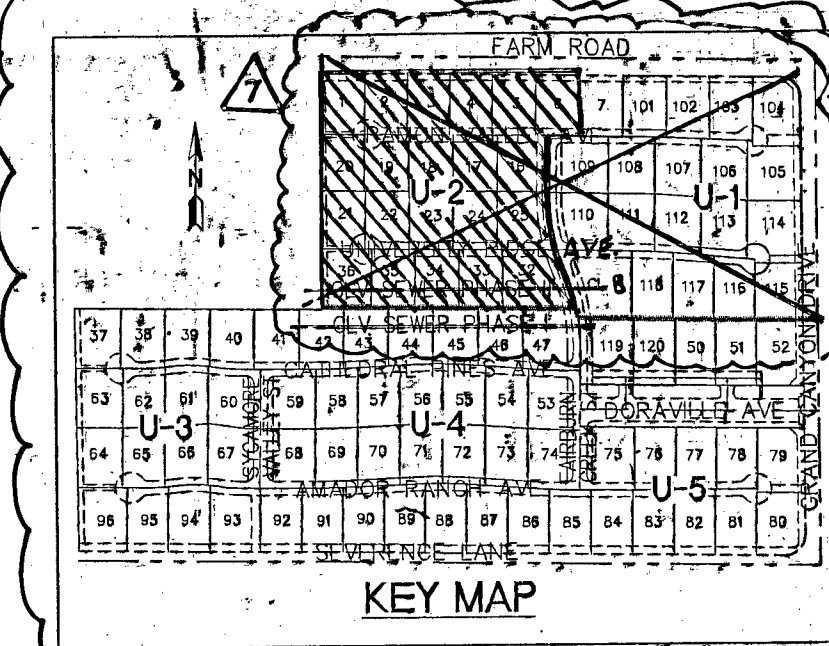
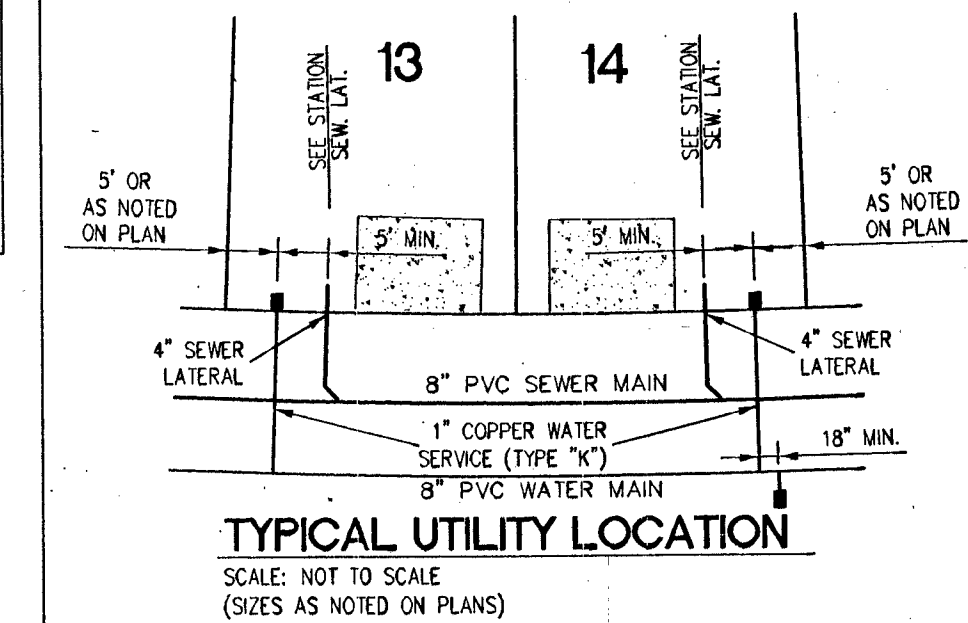


LEGEND

- LOT LINE
- STREET CENTERLINE
- WATER LINE
- CHANGE IN WATER LINE DIRECTION (MAX 1° DEFLECTION AT JOINT ONLY)
- SEWER LINE W/FLOW DIRECTION ARROW
- EXISTING WATER LINE
- EXISTING SEWER LINE
- BACK WATER VALVE
- 1" SERVICE LATERAL AND 1" WATER METER PER UDACS STD. P.L.T. NO. 1-B SEWER LATERAL
- LOT NUMBER
- SANITARY SEWER MANHOLE
- BLUE REFLECTIVE MARKER PER [97 UFC SEC. 901.4.3]
- VALVE (NEW)
- VALVE (EXISTING)
- FIRE HYDRANT (NEW)
- FIRE HYDRANT (EXISTING)
- UNIFORM FIRE CODE
- 1997 UFC SEC. 901.4.3
- UNIFORM FIRE CODE
- 1995 EDITION OF NATIONAL FIRE PROTECTION ASSOCIATION PAMPHLET #24
- CONSTRUCTION COMMENCES
- SAID FIRE HYDRANTS SHALL BE IN GOOD WORKING ORDER WITH THE REQUIRED WATER SUPPLY.
- CONTROL VALVE OR PLACE A HYDRANT OUT OF SERVICE, THE CLARK COUNTY FIRE DEPARTMENT MUST BE CONTACTED.
- PROTECTION OF HYDRANTS FROM PHYSICAL INJURY PER FIRE HYDRANT INSTALLATION SPECIFICATIONS OF THE FIRE PREVENTION BUREAU.
- DRIVEWAY, POWER POLE, LIGHT STANDARD, OR ANY OTHER OBSTRUCTION, FOR WALL, FENCE AND PLANTER LOCATIONS, A PERIMETER AROUND THE HYDRANT MEASURING A MINIMUM OF 3 FEET FROM ITS EXTERIOR SHALL BE MAINTAINED CLEAR OF ALL OBSTRUCTION AT ALL TIMES.
- APPROVED PLANS AND A CONTRACTOR'S MATERIALS AND TEST CERTIFICATE MUST BE PROVIDED AT TIME OF INSPECTION.
- ACCEPTANCE OF ANY FIRE SERVICE MAIN, A SATISFACTORY HYDROSTATIC TEST WITH PIPING JOINTS UNCOVERED MUST BE CONDUCTED.
- APPROVED PLANS AND A CONTRACTOR'S MATERIALS AND TEST CERTIFICATE MUST BE PROVIDED AT TIME OF INSPECTION.
- BLUE REFLECTIVE MARKERS MUST BE INSTALLED BEFORE FINAL HYDRANT ACCEPTANCE CAN BE ATTAINED [97 UFC SEC. 901.4.3]
- LESS THAN 2700 SQUARE FEET
- SINGLE FAMILY RESIDENCE
- RS-117 N

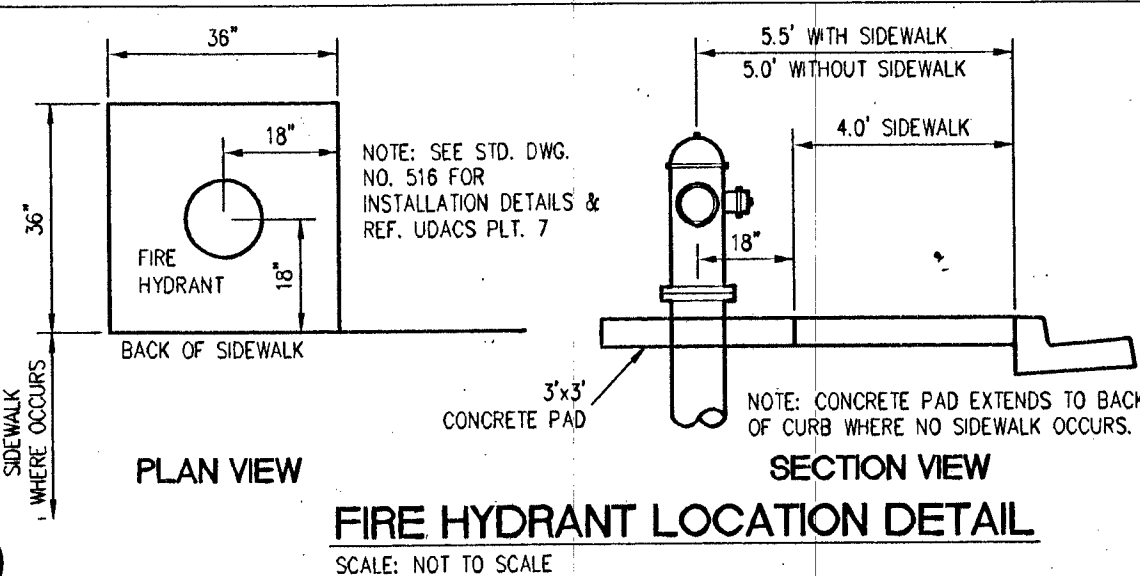


- EASEMENT NOTES**
- 37' DRAINAGE EASEMENT, LVWD WATER EASEMENT, PUBLIC UTILITY EASEMENT (TO BE MAINTAINED BY H.O.A.) AND CLV PUBLIC SEWER EASEMENT.
 - 20' DRAINAGE EASEMENT (TO BE MAINTAINED BY H.O.A.) AND CLV PUBLIC SEWER EASEMENT.
 - DRAINAGE EASEMENT TO BE PRIVATELY MAINTAINED BY H.O.A. (SEE DIMENSION ON PLAN FOR EASEMENT WIDTH)



- WATERLINE NOTES**
- 6" PVC WATER LINE
 - 6" 11.25° BEND
 - 6" GATE VALVE
 - 8" PVC WATER LINE
 - 8" D.I.P. WATER LINE
 - 8" 11.25° BEND
 - 8" 22.5° BEND
 - 8" 90° BEND
 - 8" TEE
 - 8" GATE VALVE
 - 8" x 8" REDUCER
 - 10" PVC WATER LINE
 - 10" 11.25° BEND
 - 10" 90° BEND
 - 10" TEE
 - 10" GATE VALVE
 - 10" x 8" REDUCER
 - 10" x 8" REDUCER
 - FIRE HYDRANT ASSEMBLY W/8" GATE VALVE PER UDACS STD. P.L.T. NO. 7
 - 2" BLOW OFF ASSEMBLY PER UDACS STD. P.L.T. NO. 4A
 - 1" IRRIGATION SERVICE W/1" METER AND 1" RPPA PER UDACS STD. P.L.T. NO. 1-D AND 11-A REMOVE CAP AND BLOW OFF PER UDACS PLATE NO. 4A, NOTE NO. 1, AND CONNECT TO EXISTING MAIN (FIELD VERIFY INVERT)
 - 10" D.I.P. WATER LINE
 - 10" x 10" 8" TEE
 - 10" x 10" 8" TEE
 - 10" CROSS
 - 10" x 10" W/ TAPPING SLEEVE W/ 10" TAPPING VALVE PER UDACS 22
 - 10" 45° D.I.P. VERTICAL JOINT PER UDACS P.L.T. NO. 15

- FIRE DEPARTMENT NOTES**
- ALL WORK SHALL BE DONE IN STRICT ACCORDANCE WITH THE 1997 EDITION OF THE UNIFORM FIRE CODE, AND THE 1995 EDITION OF NATIONAL FIRE PROTECTION ASSOCIATION PAMPHLET #24
 - ON ANY BUILDING CONSTRUCTION, ACCESSIBLE FIRE HYDRANTS SHALL BE INSTALLED BEFORE COMBUSTIBLE MATERIALS ARE DELIVERED TO THE SITE AND CONSTRUCTION COMMENCES. SAID FIRE HYDRANTS SHALL BE IN GOOD WORKING ORDER WITH THE REQUIRED WATER SUPPLY.
 - IF DURING CONSTRUCTION IT BECOMES NECESSARY TO CLOSE ANY CONTROL VALVE OR PLACE A HYDRANT OUT OF SERVICE, THE CLARK COUNTY FIRE DEPARTMENT MUST BE CONTACTED.
 - PAINTING OF CURBS AND/OR STRIPING OF ASPHALT AREAS AND PROTECTION OF HYDRANTS FROM PHYSICAL INJURY PER FIRE HYDRANT INSTALLATION SPECIFICATIONS OF THE FIRE PREVENTION BUREAU.
 - NO FIRE HYDRANT SHALL BE LOCATED WITHIN 25 FEET OF ANY STRUCTURE, OR 5 FEET OF A DRIVEWAY, POWER POLE, LIGHT STANDARD, OR ANY OTHER OBSTRUCTION, FOR WALL, FENCE AND PLANTER LOCATIONS, A PERIMETER AROUND THE HYDRANT MEASURING A MINIMUM OF 3 FEET FROM ITS EXTERIOR SHALL BE MAINTAINED CLEAR OF ALL OBSTRUCTION AT ALL TIMES.
 - AT ALL TIMES DURING CONSTRUCTION SUITABLE EMERGENCY VEHICLE ACCESS ROAD MUST BE MAINTAINED. ROADWAYS MUST BE SMOOTH, COMPACTED AND CAPABLE OF SUPPORTING THE IMPOSED LOADS OF ALL EMERGENCY VEHICLES.
 - PROTECTION OF HYDRANTS FROM PHYSICAL INJURY PER FIRE HYDRANT INSTALLATION SPECIFICATIONS OF THE FIRE PREVENTION BUREAU.
 - APPROVED PLANS AND A CONTRACTOR'S MATERIALS AND TEST CERTIFICATE MUST BE PROVIDED AT TIME OF INSPECTION.
 - ACCEPTANCE OF ANY FIRE SERVICE MAIN, A SATISFACTORY HYDROSTATIC TEST WITH PIPING JOINTS UNCOVERED MUST BE CONDUCTED.
 - APPROVED PLANS AND A CONTRACTOR'S MATERIALS AND TEST CERTIFICATE MUST BE PROVIDED AT TIME OF INSPECTION.
 - BLUE REFLECTIVE MARKERS MUST BE INSTALLED BEFORE FINAL HYDRANT ACCEPTANCE CAN BE ATTAINED [97 UFC SEC. 901.4.3]
- FIRE DEPARTMENT DATA**
- FIRE FLOW REQUIREMENT: 2250 GALLONS PER MINUTE AT 20 PSI RESIDUAL PRESSURE.
BASED ON:
SQUARE FOOTAGE: LESS THAN 2700 SQUARE FEET
OCCUPANCY: SINGLE FAMILY RESIDENCE
BUILDING DETAIL: RS-117 N



REDUCED PRESSURE PRINCIPLE ASSEMBLY (1) "1"

APPROVED REDUCED PRESSURE PRINCIPLE ASSEMBLY(S) SHALL BE INSTALLED PER THE UDACS PLATE NO. 11A. NO WATER SHALL BE TAKEN FROM A SERVICE REQUIRING BACKFLOW PREVENTION UNTIL THE REDUCED PRESSURE PRINCIPLE ASSEMBLY HAS BEEN SUCCESSFULLY TESTED BY THE LVWD.

ANY BLOCK WALL OR OTHER FENCE MATERIAL SHALL BE DESIGNED AND CONSTRUCTED AROUND THE OUTSIDE OF THE EASEMENT(S) TO ALLOW THE DISTRICT DIRECT ACCESS FROM THE ADJACENT RIGHT-OF-WAY.

EASEMENTS SHALL BE CLEARLY MARKED OR STAKED PRIOR TO THE START OF CONSTRUCTION.

SERVICE LATERALS FOR LOTS: 3 - IRRIGATION SERVICE

WILL BE TAPPED ON EXISTING MAIN BY OWNER'S CONTRACTOR UNDER DIRECTION OF THE LVWD.

WATER MAIN JOINT DEFLECTION (PVC 4"-24")

PVC PIPE SHALL BE DEFLECTED AT THE JOINT ONLY. THE MAXIMUM ALLOWABLE DEFLECTION SHALL BE ONE (1) DEGREE PER JOINT WITH A MINIMUM RADIUS OF CURVATURE OF 1,150 FEET, PER UDACS 2.08.01 AND 2.08.02.

FOR CHANGES IN DIRECTION EXCEEDING THE MAXIMUM ALLOWABLE JOINT DEFLECTION, FITTINGS SHALL BE USED.

NOTES

- H.O.A. RESPONSIBLE FOR ALL WATER SERVICE LATERALS PAST METER.
- INSTALL PIPELINE WARNING BALLS IN TRENCH ABOVE EACH HORIZONTAL ELBOW FITTING, PER UDACS PLATE NO. 27.

NOTE: THIS PROJECT PLAN APPROVAL CONTINGENT ON PROJECT # H108723, CAPRIANA PLAN APPROVAL

Avoid cutting underground utility lines. It's costly.

Call before you Dig.

1-800-227-2600
UNDERGROUND SERVICE (USA)

Avoid hitting overhead power lines. It's costly.

CALL BEFORE YOU DO OVERHEAD

1-702-227-2929

Call before you UnderGround

1-702-455-7511
1-702-229-6611

COUNTY OF CLARK
FIRE DEPARTMENT
APPROVED

John Robinson 7/10/06

APPROVED FOR CONSTRUCTION

DATE: 7-4-05

S-L-G GROUP
SLATER HANIFAN GROUP
CONSULTING ENGINEERS & PLANNERS

5740 S. ARVILLE STREET #216, LAS VEGAS, NV 89118
PHONE (702) 284-5300 FAX (702) 284-5399

CLARK COUNTY, NEVADA

SECTION 18
TOWNSHIP 19 SOUTH
RANGE 60 EAST, M.D.M.

DATE: '06/20/05
DRAFTER: DMB
DESIGNER: DMB
CHECKED: TJS

PROJECT NO.
PIN0402-001

APPROVED FOR CONSTRUCTION

U-2
SHEET 4 OF 44
CLV DWG # 307430
CC HTE# 05-7995

Rev. 1