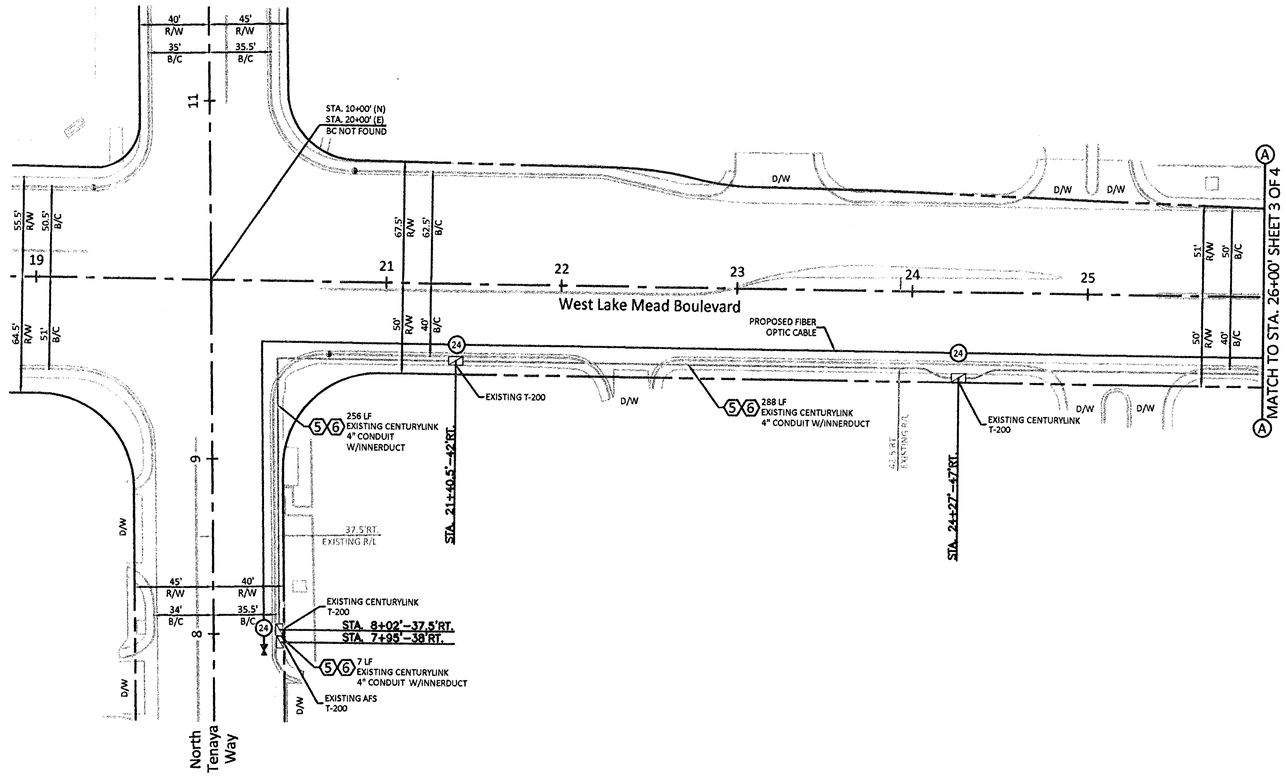

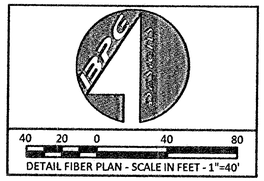

EXISTING CONDUIT: 551'

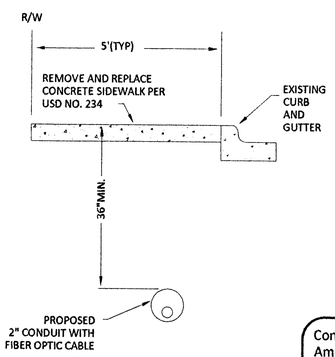

BORE DETAIL
(N.T.S.)

Contact: Dave Barbee
American Fiber Solutions
5735 Fort Apache Suite A
Las Vegas, NV 89148
PHONE: (702)273-1125

UTILITY NOTES:

UTILITY LOCATIONS SHOWN HEREON ARE APPROXIMATE ONLY. IT SHALL BE THE CONTRACTORS RESPONSIBILITY TO DETERMINE THE EXACT HORIZONTAL AND VERTICAL LOCATION OF ALL EXISTING UNDERGROUND UTILITIES PRIOR TO COMMENCING CONSTRUCTION. NO REPRESENTATION IS MADE THAT ALL EXISTING UTILITIES ARE SHOWN HERON. THE ENGINEER ASSUMES NO RESPONSIBILITY FOR UTILITIES NOT SHOWN OR UTILITIES NOT SHOWN IN THEIR PROPER LOCATION.

AVOID CUTTING UNDERGROUND UTILITY LINES. IT'S COSTLY.
Call before you Dig.
1-800-227-2600
UNDERGROUND SERVICE (USA)

AVOID HITTING OVERHEAD POWER LINES. IT'S COSTLY.

1-702-227-2929

CONSTRUCTION NOTES:

COORDINATE CONSTRUCTION WITH AMERICAN FIBER SOLUTIONS, ALL UG CONDUIT TO BE EQUIPPED WITH LOCATE WIRE. MAINTAIN A MINIMUM OF 36" (PLACE BORE PITS AS NECESSARY)

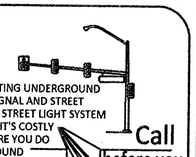

AVOID HITTING UNDERGROUND TRAFFIC SIGNAL AND STREET LIGHT AND STREET LIGHT SYSTEM CONDUITS IT'S COSTLY CALL BEFORE YOU DO UNDERGROUND

Call before you Under Ground
1-702-432-5200
FREEWAY AND ARTERIAL SYSTEM OF TRANSPORTATION

LEGEND:

- INDICATES EX. UTILITIES & OH CABLE
- PROPOSED 2,3,4 & 6" PVC, SCHEDULE 40
- PROPOSED FIBER
- PROPOSED 1 1/4" HDPE DUCT
- INDICATES CENTER LINE
- INDICATES RIGHT-OF-WAY
- PROPOSED PULLBOX 3'x5'x4'6"
- PROPOSED PULLBOX 2'6"x4'x3'
- PROPOSED PULLBOX 30"x48"x36"
- TERMINAL CABINET 36"x36"x6"
- TERMINAL CABINET 24"x24"x6"
- TERMINAL CABINET 18"x24"x6"

RAIN TIGHT HINGED DOOR E/W A 3/4" PLYWOOD BACKBOARD, UL APPROVED

- TERMINAL CABINET
- 3/4" PLYWOOD BACKBOARD TREATED WITH A FIRE RETARDANT PAINT OR SEALER. BACKBOARDS SMALLER THAN 4'x8' SHOULD BE MOUNTED 40" ABOVE THE FLOOR
- #6 COPPER GROUND WIRE ATTACHED TO A POWER MGN.

CONSTRUCTION NOTES

1. INSTALL 1-2" SCH-40 CONDUIT. W/24CT FIBER.
2. BORE UNDER EXISTING SIDEWALK.
3. R&R SIDEWALK.
4. INSTALL B36 UTILITY BOX 17-1/4"X30".
5. INSTALL 24CT FIBER
6. EXISTING 4" CONDUIT W/INNERDUCT
7. EXISTING 4" CONDUIT PLACE INNERDUCT

CITY OF LAS VEGAS PUBLIC WORKS PERMIT REQUIRES*

DEVELOPER/CONTRACTOR SHALL OBTAIN A CITY OF LAS VEGAS (CLV) PERMIT BEFORE ANY EXCAVATION WORK WITHIN CITY OF LAS VEGAS RIGHT-OF-WAY

AMERICAN FIBER SOLUTIONS INSPECTOR WILL VERIFY CITY OF LAS VEGAS PERMIT FOR WORK DONE WITHIN (CLV) RIGHT-OF-WAY

INSPECTOR: DATE:

REV. #	BY	DATE	DESCRIPTION	APPROVAL

SCALE: 1" = 40'
DESIGN BY:
DRAWN BY: S.P.
REVIEW BY: M.O.

PROJECT NAME: VG35XC105
PROJECT LOCATION: N Rock Springs Dr & W Lake Mead Blvd
PROJECT NUMBER: 8297 CLV

American FIBER SYSTEMS

SHEET 2
2 OF 4 SHEETS