* FMCT NOTE:
THE METER AND VAULT MUST BE INSTALLED IN ACCORDANCE WITH THE LATEST EDITION OF THE DISTRICT'S STANDARD PLATES AND WITH STANDARD VAULT DRAWING NUMBER C-475, NON-TRAFFIC BEARING COVER.

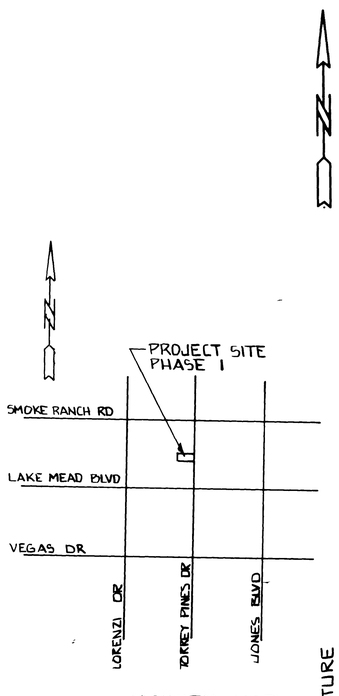

VICINITY MAP
NO SCALE

FUTURE PHASE 2

SCALE 1"=30'

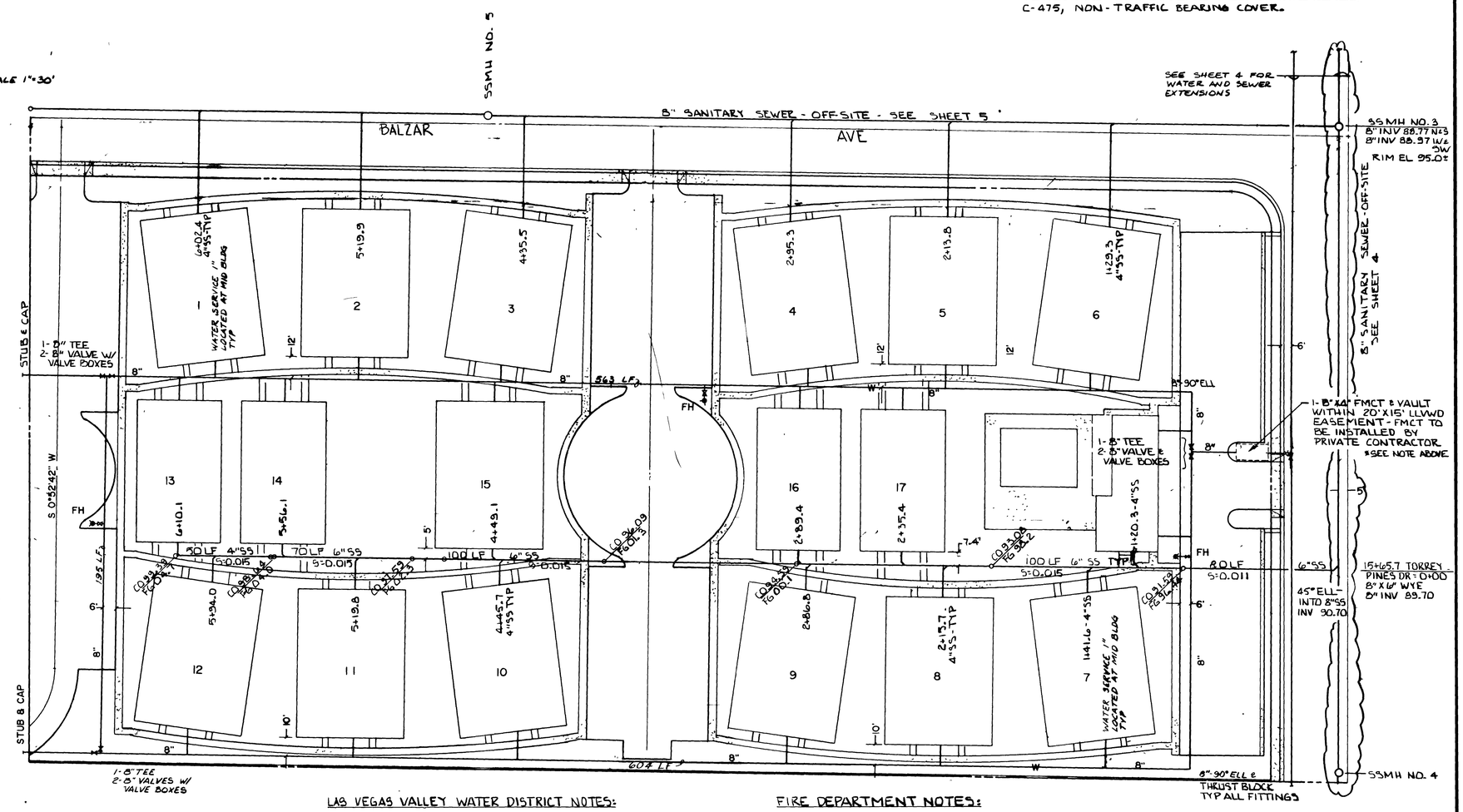

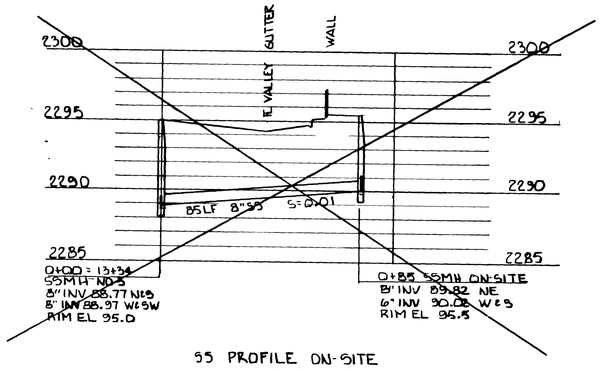

SS PROFILE ON-SITE
SCALE: HORIZ. 1"=30'
VERT. 1"=5'

LAS VEGAS VALLEY WATER DISTRICT NOTES:

1. ALL WORK SHALL CONFORM TO LAS VEGAS VALLEY WATER DISTRICT LATEST STANDARD PLATES AND SPECIFICATIONS.
2. ALL WORK, EXCEPT AS MODIFIED HEREON OR BY NOTE NO. 1, SHALL BE DONE IN ACCORDANCE WITH THE MOST CURRENT DRAFT OR EDITION OF UNIFORM STANDARD SPECIFICATIONS FOR PUBLIC WORKS CONSTRUCTION OFFSITE IMPROVEMENTS CLARK COUNTY AREA.
3. NOTICE TO BE GIVEN ENGINEERING DEPARTMENT OF THE LAS VEGAS VALLEY WATER DISTRICT 48 HOURS PRIOR TO ACTUAL CONSTRUCTION.
4. SERVICE SADDLES OR TAPPED COLLARS WILL BE REQUIRED ON ALL 3/4" AND 1" SERVICE LATERALS. SERVICE SADDLES ONLY WILL BE PERMITTED ON 1½" AND 2" SERVICE LATERALS. DOUBLE TAPPED COLLARS ARE NOT PERMITTED.
5. ALL LINES TO BE PRESSURE TESTED TO 200 PSI.
6. DEFLECTION ANGLE SHALL NOT EXCEED 2½ DEGREES PER 13 FOOT SECTION OF PIPE FOR PIPE SIZES SMALLER THAN 14 INCHES, AND SHALL NOT EXCEED 2 DEGREES FOR PIPE SIZES BETWEEN 14" AND 16".
7. ALL METERS SHALL BE LOCATED OUTSIDE OF DRIVEWAYS.
8. DETECTOR TAPE REQUIRED IN ACCORDANCE WITH STANDARD PLATE NO. 27 WHERE INDICATED AND AS FOLLOWS:
   A. OVER ALL MAINS NOT INSTALLED AT 16 FEET FROM BACK OF CURB.
   B. OVER ALL SERVICE LATERALS NOT INSTALLED AT RIGHT ANGLES TO MAINS.
9. CALL BEFORE YOU DIG - 1-800-227-2600.

FIRE DEPARTMENT NOTES:

1. BUILDING CONSTRUCTION - WOOD
   NO AREA SEPERATION FIRE WALLS
   SINGLE STORY BUILDINGS
   OCCUPANCY - RESIDENTIAL
   OFF-SITE AREAS - UNDEVELOPED
2. REQUIRED FIRE FLOW - 2100 GPM
3. ~~ALL MATERIALS MUST BE UL LISTED OR FM APPROVED FOR FIRE USE.~~ DR 4/12/88
4. COMPLY WITH ALL LOCAL CODES.
5. A PERMIT MUST BE OBTAINED FROM LVFD FOR ON-SITE WATER PRIOR TO WORK.
6. CONTRACTOR TO PERFORM FLOW TEST ON-SITE TO VERIFY FIRE FLOW AVAILABILITY PRIOR TO FINAL ACCEPTANCE - TO BE WITNESSED BY LVFD.

APPROVALS:

Deane R. Miller 9/7/88
LAS VEGAS VALLEY WATER DISTRICT DATE

SEE Pg. #2 D Merriman 4/12/88
CITY OF LAS VEGAS FIRE DEPTARTMENT DATE

SANITARY SEWER NOTE:
ALL ON-SITE SEWERS ARE "PRIVATE" LINES AND ARE TO BE MAINTAINED BY THE OWNERS.

ESTIMATED QUANTITIES - ON SITE

	12" WATER MAIN
1622 LF	8" WATER MAIN
3 EA	8" TEE
	12"x8" REDUCER
2 EA	8" 90° ELL
3 EA	FH ASSEMBLIES (TEE, VALVE, PIPE, & FH)
13 EA	1" SERVICES
6 EA	8" VALVES
560 LF	6" SANITARY SEWER
50 LF	4" SANITARY SEWER
7 EA	CLEAN OUTS
18 EA	4" LATERALS (PIPE & WYES) - 442 LF±

ESTIMATED QUANTITIES - OFF SITE

753 LF	12" WATER MAIN
11 LF	8" WATER MAIN
1 EA	12" GATE VALVE
1 EA	8" GATE VALVE
1 EA	12"x8" TEE
1 EA	2" BLOW OFF
1907 LF	8" SANITARY SEWER
5 EA	SANITARY MANHOLE

1 EA - CLEAN OUT

Name of Plan: Richmond American Condominiums
Water plan as shown will be acceptable.
It is NOT approved for construction.
Deane R. Miller 4/12/88
LVVWD Date

4983

12-8-87

REVISIONS
REVISE SEWER ALIGNMENT
REVISE SEWER QUANTITY
BY RJH 9/30/88

K D F ENGINEERING

MASTER UTILITY PLAN
RICHMOND PARK CONDOMINIUMS
PHASE I
HIGH DESERT ESTATES
LAS VEGAS NEVADA

REGISTERED PROFESSIONAL ENGINEER - STATE OF NEVADA
REG MERRIMAN
No 6399
3/14/88

SHEET 6 OF 7

3079-2645-1

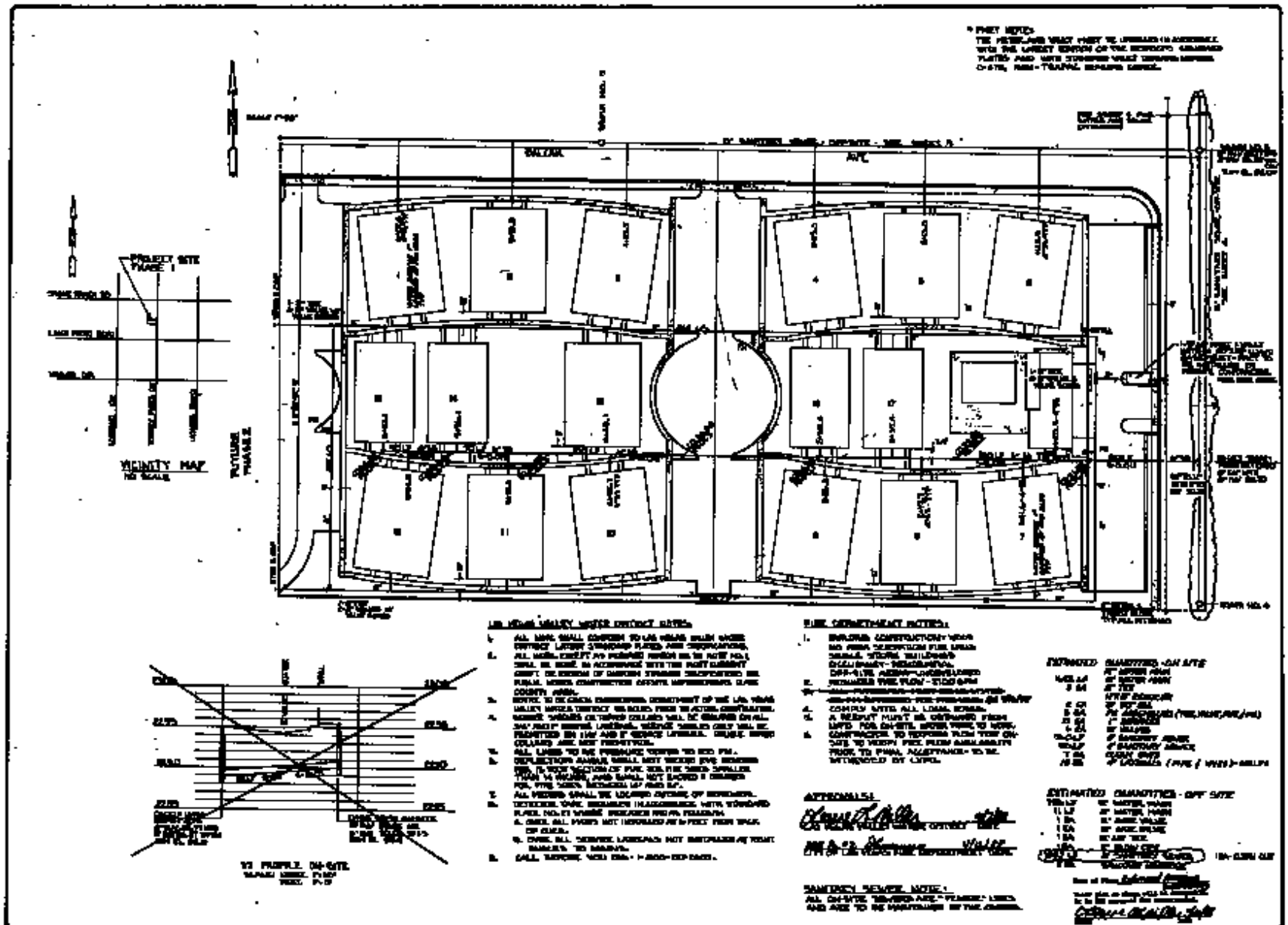

MASTER UTILITY PLAN
RICHMOND PARK CONDOMINIUMS
PHASE I
HIGH DESERT ESTATES

K D F ENGINEERING

SHEET 6 OF 7

12-6-42