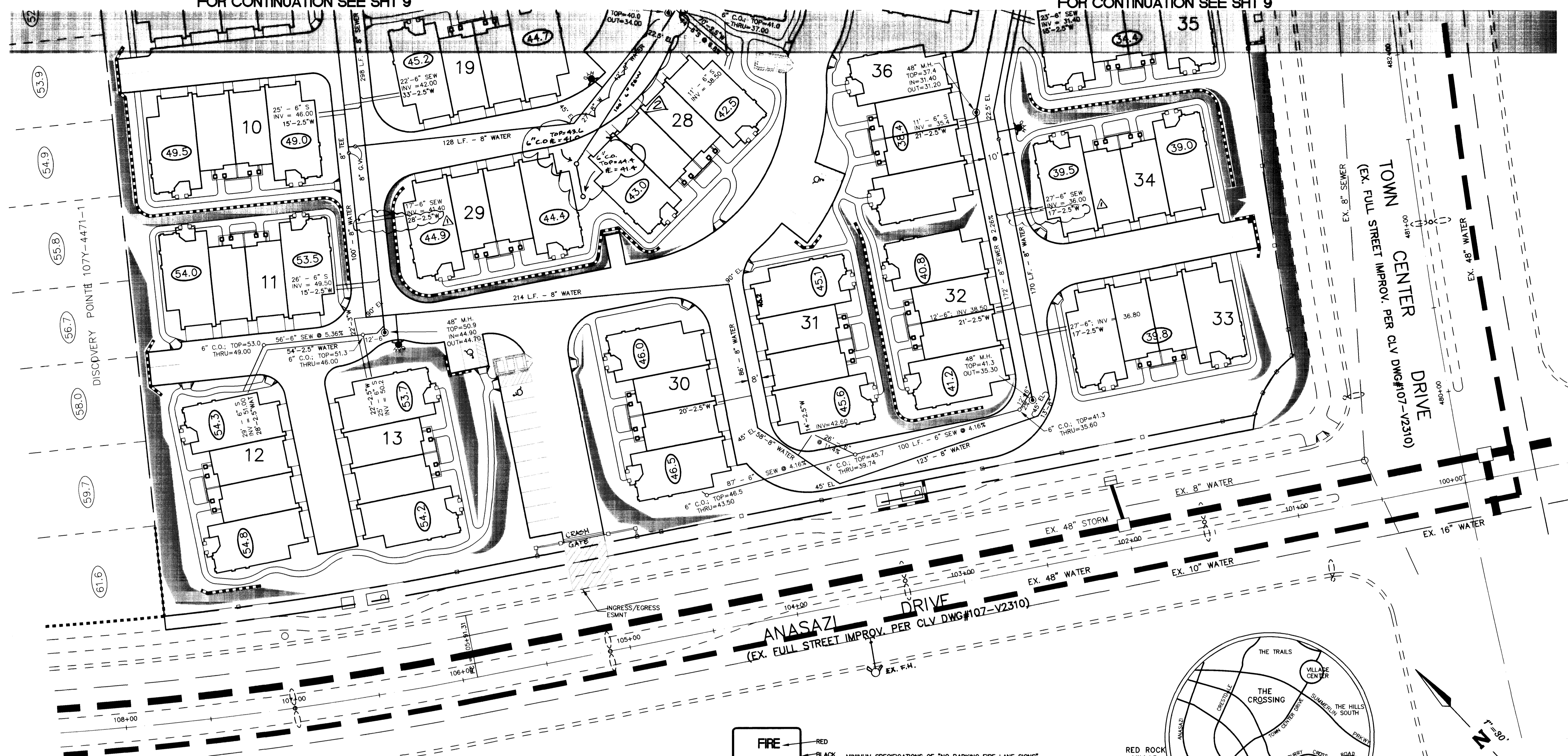


FOR CONTINUATION SEE SHIT 9


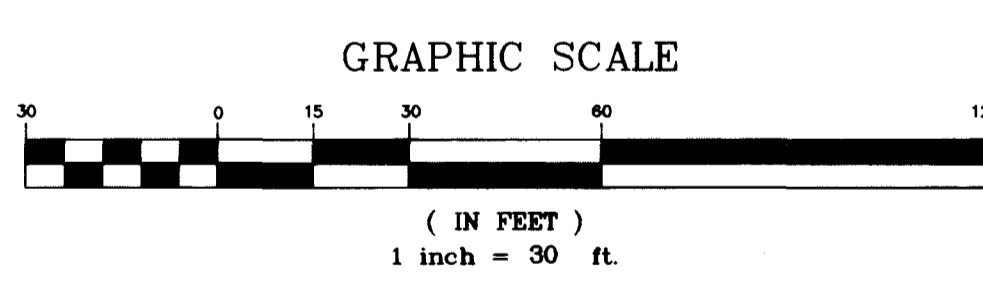
FOR CONTINUATION SEE SHIT 9



APPROVED BY: [Signature]
 DATE: 10/27/97
 REVISION: 7-8-97

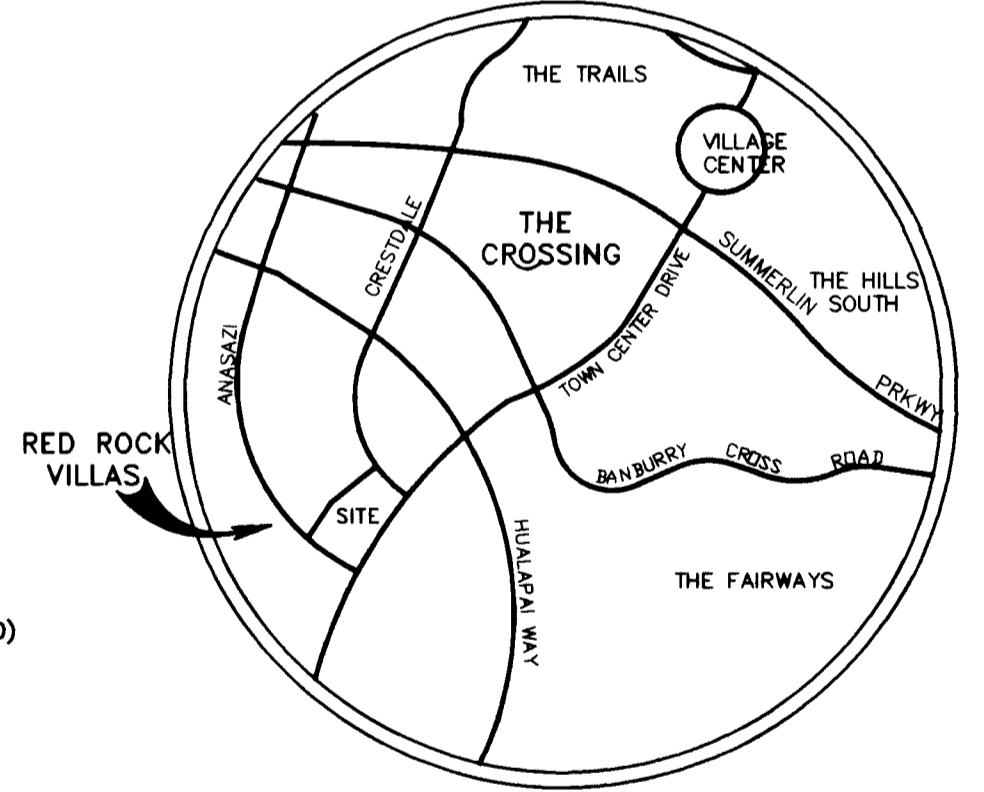
REGISTERED PROFESSIONAL ENGINEER STATE OF NEVADA
 EDWARD F. JACOBSON
 LICENSE NO. 4433

ALPHA & ENGINEERING COMPANY
 1000 S. MOORE BOULEVARD, LAS VEGAS, NV 89102
 TELEPHONE: (702) 871-1500



MINIMUM SPECIFICATIONS OF "NO PARKING FIRE LANE SIGNS"

SIZE: 1' WIDE X 1 1/2' LONG OR 2' WIDE X 2 1/2' LONG AS REQUIRED
 COLOR: RED AND BLACK ON WHITE LUMINOUS BACKGROUND (SEE EXAMPLE ● LEFT)
 SYMBOL: INTERNATIONAL NO PARKING SYMBOL
 HEIGHT: TO BE INSTALLED NOT LESS THAN SEVEN (7) FEET NOR MORE THAN TEN (10) FEET FROM GROUND LEVEL.



NOTE: ALL ON SITE SEWERS AND STORM DRAINS ARE PRIVATELY OWNED AND MAINTAINED.

CL.V. FIRE NOTES

CL.V. FIRE FLOW DATA

FIRE FLOW REQUIREMENT IS 1500 GALLONS PER MINUTE AT 20 POUNDS PER SQUARE INCH RESIDUAL BASED ON:

LARGEST SQUARE FOOTAGE: (7492 S.F.)

LARGEST AREA BETWEEN AREA SEPARATION WALLS: (AREA SEPARATION WALLS ARE SHOWN ON PLANS) (4788 S.F.)

TYPE OF CONSTRUCTION: (V)

EXPOSURES: (10' OR MORE)

HEIGHT: TWO STORIES

SPRINKLER SYSTEM: (NONE)

OCCUPANCY: MULTI-FAMILY

ROOF CONSTRUCTION: CONCRETE TILES

- ALL WORK SHALL BE DONE IN STRICT ACCORDANCE WITH THE CITY OF LAS VEGAS FIRE DEPARTMENT HYDRANT SPECIFICATIONS, AND ORDINANCE #3944.
- AUTHORIZED HYDRANTS FOR THIS PROJECT ARE:
 - KENNEDY GUARDIAN
 - MUELLER A-423 CENTURIAN
 - CLOW MODEL 2546 MEDALLION
- ON ANY NEW HOME OR BUILDING INSTALLATION, ACCESSIBLE FIRE HYDRANTS SHALL BE INSTALLED BEFORE COMBUSTIBLE CONSTRUCTION COMMENCES AND SAID FIRE HYDRANTS SHALL BE IN GOOD WORKING ORDER WITH AN ADEQUATE WATER SUPPLY.
- CONTRACTOR SHALL PLACE A BLUE REFLECTIVE MARKER AT CENTERLINE OF STREET ADJACENT TO FIRE HYDRANT AS REQUIRED IN ORDINANCE #3944 TO IDENTIFY FIRE HYDRANT LOCATIONS.
- CALL THE LAS VEGAS FIRE DEPARTMENT AT 229-2071 FOR UNDERGROUND INSPECTION, PRESSURE AND FLUSH VERIFICATION OF ALL FIRE HYDRANTS AND FIRE LINES BEFORE COVERING.
- PAINTING OF THE CURBS AND HYDRANT AND ANY WORK NECESSARY FOR PROTECTION OF HYDRANTS FROM PHYSICAL DAMAGE PER ORDINANCE #3944 SHALL BE COMPLETED BEFORE APPROVAL BY THE CITY OF LAS VEGAS FIRE DEPARTMENT.
- A PERMIT IS REQUIRED FROM THE FIRE DEPARTMENT FOR ON-SITE WATER LINE AND FIRE HYDRANT. THE PERMIT AND CONTRACTORS MATERIAL AND TEST CERTIFICATE FOR UNDERGROUND PIPING FORM SHALL BE OBTAINED FROM THE FIRE PROTECTION ENGINEER PRIOR TO ANY WORK BEGINNING.
- PRIVATE FIRE HYDRANTS SHALL BE PAINTED RED.
- A FLOW TEST MUST BE WITNESSED BY THE FIRE DEPARTMENT PRIOR TO OCCUPANCY FOR VERIFICATION OF REQUIRED ON-SITE WATER SUPPLY.
- ALL ON-SITE FIRE MAIN MATERIALS MUST BE U.L. LISTED AND A.W.W.A. APPROVED.
- FIRE HYDRANT SPACING:
 - RESIDENTIAL - 500 FEET UNSPRINKLERED, 1000 FEET SPRINKLERED.
 - COMMERCIAL, INCLUDING MULTI-FAMILY - 300 FEET UNSPRINKLERED, 600 FEET SPRINKLERED.
- WHERE NEW WATER MAINS ARE EXTENDED ALONG STREETS, WHERE HYDRANTS ARE NOT NEEDED FOR PROTECTION OF STRUCTURES, FIRE HYDRANTS SHALL BE SPACED AT MAXIMUM 1,000 FOOT SPACING TO PROVIDE FOR TRANSPORTATION HAZARDS.
- NO FIRE HYDRANT SHALL BE LOCATED WITHIN THE REQUIRED RADIUS OF CULL-DE-SAC OR WITHIN 20 FEET OF THE PERIMETER OF THE RADIUS OF THE CULL-DE-SAC.
- NO FIRE HYDRANT SHALL BE LOCATED WITHIN 6 FEET OF ANY CURB RETURN, DRIVEWAY, POWER POLE, STREET LIGHT OR ANY OTHER OBSTRUCTION.
- TWO SOURCES OF SUPPLY ARE REQUIRED WHENEVER THERE ARE 4 OR MORE FIRE HYDRANTS INSTALLED ON A SINGLE SYSTEM.
- NOT MORE THAN 2 HYDRANTS CAN BE OUT OF SERVICE DUE TO A SINGLE MAIN BREAK.
- FIRE APPARATUS ACCESS ROADS SHALL HAVE AN UNOBSTRUCTED WIDTH OF NOT LESS THAN 20 FEET PROVIDED NO PARKING IS ALLOWED, NOT LESS THAN 28 FEET IF PARALLEL PARKING IS ALLOWED ON ONE SIDE, AND NOT LESS THAN 36 FEET IF PARALLEL PARKING IS ALLOWED ON BOTH SIDES. VERTICAL CLEARANCE SHALL BE NOT LESS THAN 13 FEET 6 INCHES.
- THE TURNING RADIUS FOR ANY FIRE APPARATUS ACCESS ROAD AND/OR FIRE LANE, PUBLIC OR PRIVATE SHALL NOT BE LESS 45 FEET OUTSIDE RADIUS AND 22 FEET INSIDE RADIUS.
- A FIRE APPARATUS ROAD SHALL BE REQUIRED WHEN ANY PORTION OF AN EXTERIOR WALL OF THE FIRST STORY IS LOCATED MORE THAN 150 FEET FROM A FIRE DEPARTMENT VEHICLE ACCESS. (SEE EXCEPTIONS IN UFC 94, SECTION 902.2).
- ALL DEAD END FIRE APPARATUS ACCESS ROADS AND/OR FIRE LINES PUBLIC OR PRIVATE IN EXCESS OF 150 FEET IN LENGTH SHALL BE PROVIDED WITH AN APPROVED TURNAROUND AREA. SEE ORDINANCE #3944.
- ACCESS ROADS SHALL BE MARKED BY PLACING APPROVED SIGNS AT THE START OF THE DESIGNATED FIRE LANE, ONE SIGN AT THE END OF THE FIRE LANE AND WITH SIGNS AT INTERVALS OF 100 FEET ALONG ALL DESIGNATED FIRE LANES. SIGNS TO BE PLACED ON BOTH SIDES OF AN ACCESS ROADWAY IF NEEDED TO PREVENT PARKING ON EITHER SIDE. SIGNS TO BE INSTALLED NO HIGHER THAN 10 FEET OR LESS THAN 6 FEET FROM ROADWAY LEVEL. THE CURBS ALONG OR ON THE PAVEMENT OR CEMENT IF CURB IS NOT PRESENT, SHALL BE PAINTED WITH A RED WEATHER RESISTANT PAINT IN ADDITION TO THE SIGNS.
- ELECTRICALLY CONTROLLED ACCESS GATES SHALL BE PROVIDED WITH AN APPROVED EMERGENCY VEHICLE DETECTOR/RECEIVER SYSTEM. SAID SYSTEM SHALL BE INSTALLED IN ACCORDANCE WITH THE CITY OF LAS VEGAS GUIDELINES FOR AUTOMATIC EMERGENCY VEHICLE ACCESS GATES.

FIRE DEPARTMENT NOTE

FIRE DEPARTMENT APPROVAL

APPROVAL BY THE FIRE DEPARTMENT HAVING JURISDICTION IS REQUIRED PRIOR TO OBTAINING FINAL APPROVAL FROM THE LVVWD. HAS BEEN SUCCESSFULLY TESTED BY THE LVVWD.

APPROVALS:

[Signature] 7/12/97
 CITY OF LAS VEGAS FIRE MARSHALL DATE

[Signature] 8/27/97
 LAS VEGAS VALLEY WATER DISTRICT DATE

[Signature] 7-8-97
 NEVADA POWER COMPANY DATE

NOTICE!

EXISTING UTILITIES ARE SHOWN ON PLANS FOR THE CONVICTION OF THE CONTRACTOR ONLY. THE CONTRACTOR IS RESPONSIBLE FOR THE PROTECTION OF ALL UTILITIES. THE ENGINEER BEARS NO RESPONSIBILITY FOR UTILITIES NOT SHOWN OR SHOWN INCORRECTLY.

Call BEFORE YOU Dig!

1-800-227-2800 (NEVADA SERVICE ONLY)

PROJECT: RED ROCK VILLAS SOUTH

TITLE: MASTER UTILITY PLAN

JOB NO.: 715301

NAME: RCV

DATE: 6/18/97

SCALE: 1"=30'

PAGE: 10

OF: 11

DRAWING NO.: 715301GP

C:\Drawings\W715301\715301.dwg Thu Jul 03 11:40:20 1997

1461

107-V2708

