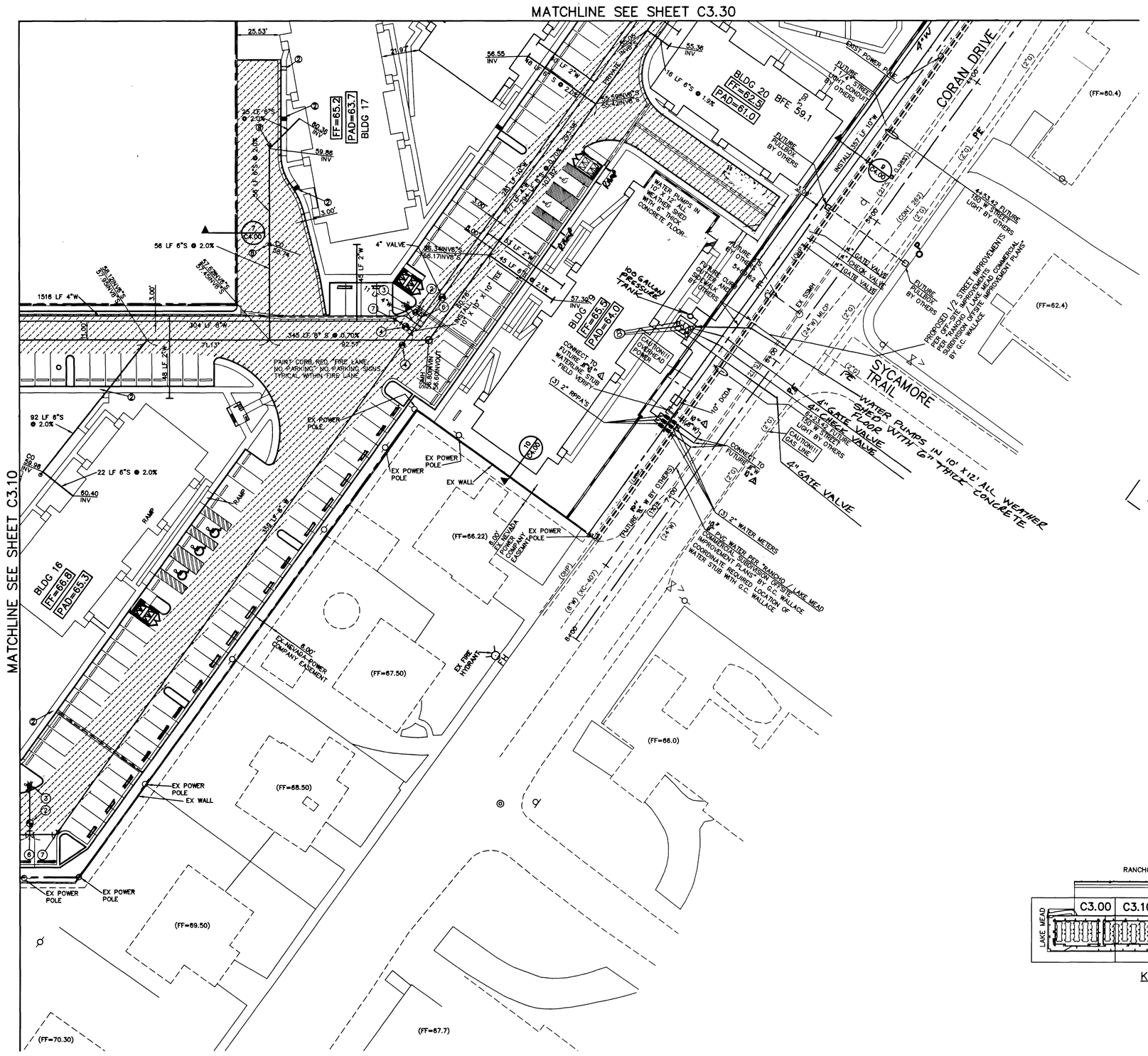

CONSTRUCTION NOTES

1. INLET GRATE
2. INSTALL 6" GATE VALVE
3. INSTALL FIRE HYDRANT ASSEMBLY PER UDACS
4. INSTALL 8" GATE VALVE
5. INSTALL 8" 90° ELBOW
6. INSTALL 8" X 8" X 6" TEE
7. INSTALL 8" 45° ELBOW
8. WATER PUMP:
   AURORA TRIPLEX 340/360-ENCL-1800
   SIZE 2 X 2.5 X 7B
   2 HORSEPOWER
   DESIGN POINT 245 GPM
   AT 35 FEET TDH

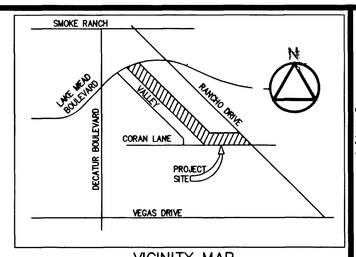

VICINITY MAP

INSTALLATION OF DOUBLE CHECK DETECTOR ASSEMBLY (1)-6" (1)-10"

THE DOUBLE CHECK DETECTOR ASSEMBLIES SHALL BE INSTALLED IN ACCORDANCE WITH UDACS PLATE 20B.

ANY BLOCK WALL OR OTHER FENCE MATERIAL SHALL BE DESIGNED AND CONSTRUCTED AROUND THE OUTSIDE OF THE EASEMENT, SO AS TO ALLOW THE DISTRICT DIRECT ACCESS FROM THE ADJACENT RIGHT-OF-WAY.

EASEMENTS SHALL BE CLEARLY MARKED OR STAKED PRIOR TO THE START OF CONSTRUCTION.

REDUCED PRESSURE PRINCIPLE ASSEMBLY (3) 2"

APPROVED REDUCED PRESSURE PRINCIPLE ASSEMBLY(S) SHALL BE INSTALLED PER THE UDACS PLATE NO. 11A. NO WATER SHALL BE TAKEN FROM A SERVICE REQUIRING BACKFLOW PREVENTION UNTIL THE REDUCED PRESSURE PRINCIPLE ASSEMBLY HAS BEEN SUCESSFULLY TESTED BY THE LVVWD.

ANY BLOCK WALL OR OTHER FENCE MATERIAL SHALL BE DESIGNED AND CONSTRUCTED AROUND THE OUTSIDE OF THE EASEMENT(S) TO ALLOW THE DISTRICT DIRECT ACCESS FROM THE ADJACENT RIGHT-OF-WAY.

EASEMENT SHALL BE CLEARLY MARKED OR STAKED PRIOR TO THE START OF CONSTRUCTION.

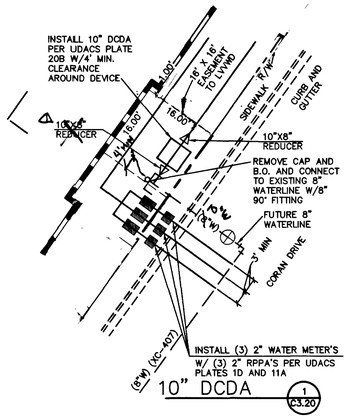

APN: 139-19-601-003

BASIS OF BEARINGS

NORTH 36°42'02"WEST, BEING THE CENTERLINE OF RANCHO DRIVE AS SHOWN BY MAP THEREOF ON FILE 83, PAGE 48 OF PARCEL MAPS IN THE CLARK COUNTY RECORDER'S OFFICE, CLARK COUNTY, NEVADA

CITY OF LAS VEGAS BENCH MARK

BENCHMARK NO. 35 06119D3 AS PER CITY OF LAS VEGAS BENCH BOOK. A RIVET AND PLATE IN TOP OF CURB, NE RETURN RANCHO DRIVE AND HOLLY LANE.
ELEVATION: 2134.93 FEET = 650.7282 METERS

APPROVED FOR CONSTRUCTION

LAS VEGAS VALLEY WATER DISTRICT — DATE 12/26/02

LAS VEGAS FIRE DEPARTMENT

FIRE FLOW IS: 2250 GPM AT 20 PSI RESIDUAL PRESSURE

BASED ON:	16098 SF
SQAURE FOOTAGE:	SF
LAREA AREA BETWEEN 4-HR AREA SEPARATION WALLS:	SF
BUILDING HEIGHT	30 FEET
NUMBER OF STORIES:	2 FLOORS
OCCUPANCY:	-
FULL AUTOMATIC FIRE SYSTEM:	NO
CONSTRUCTION TYPE	V-1HR

CITY OF LAS VEGAS FIRE DEPT. — DATE 8/12/02

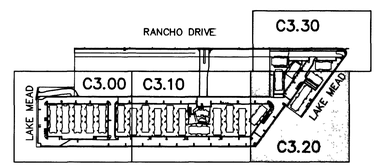

KEY MAP

LEGEND

EXISTING	PROPOSED	
		RIGHT-OF-WAY
		PROPERTY LINE
		CENTERLINE
	W	WATER LINE
SS	SS	SANITARY SEWER LINE
G	G	GAS LINE
SD	SD	STORM DRAIN
E	E	POWER LINE/POWER POLE
T	T	TELEPHONE LINE
		FIRE HYDRANT
		WATER VALVE
		METERS/PULL BOXES
		REDUCER
		MANHOLE
CO	CO	CLEANOUT
(00)	00	CONTOUR
		A.C. PAVING
		TYPE "L" CURB & GUTTER
		TYPE "A" CURB
		CONCRETE
		RETAINING WALL
		CHAIN LINK FENCE
		GRADE BREAK
		WIRE FENCE
	FF=0.00	FINISH FLOOR
(0.00) C.O. INV.	0.00 C.O. INV.	CLEANOUT INVERT ELEV.
	0.00	FLOW LINE
(0.00) FG	0.00 FG	FINISH GRADE
(0.00) TC	0.00 TC	TOP OF CURB
(0.00) TOW	0.00 TOW	TOP OF WALL
		GATE
		SIGN
STREET LIGHTS		
		100 W H.P.S.
		150 W H.P.S.
		200 W H.P.S.
		250 W H.P.S.

GRAPHIC SCALE

30 0 15 30 60 120

(IN FEET)
1 inch = 30 ft.

AVOID CUTTING UNDERGROUND UTILITY LINES. IT'S COSTLY. Call before you Dig— 1-800-227-2600 UNDERGROUND SERVICE ALERT (U.S.A.)

AVOID OVERHEAD POWER LINE CONTACT Call before you OVERHEAD 1-702-593-6111 NEVADA POWER OVERHEADS AND SAFETY SERVICES DEPARTMENT

DELTA ENGINEERING ASSUMES NO RESPONSIBILITY FOR EXISTING UTILITY LOCATIONS AND ELEVATIONS. THE UTILITIES SHOWN ON THIS DRAWING HAVE BEEN PLOTTED FROM THE BEST AVAILABLE INFORMATION. IT IS, HOWEVER, THE CONTRACTOR'S RESPONSIBILITY TO FIELD VERIFY THE LOCATION AND ELEVATION OF ALL UTILITIES PRIOR TO THE COMMENCEMENT OF ANY CONSTRUCTION. CONTRACTOR TO FIELD VERIFY ALL EXISTING SITE CONDITIONS PRIOR TO CONSTRUCTION. IF A CONFLICT EXISTS BETWEEN WHAT IS SHOWN ON THESE DRAWINGS AND WHAT EXISTS IN THE FIELD, THE CONTRACTOR IS TO NOTIFY THE ARCHITECT OR ENGINEER IMMEDIATELY.

REV	DATE	BY	REVISION
1	12/26/02		

OWNER/DEVELOPER

BHP INVESTORS LLC
6370 ANNIE OAKLEY DRIVE
LAS VEGAS, NEVADA 89120
PHONE 702-896-0974

DELTA ENGINEERING
3131 MEADE AVENUE, SUITE D
LAS VEGAS, NV. 89102
TEL: (702) 364-9777 FAX (702) 364-9333

SHEET: UTILITY PLAN

TITLE: RANCHO LAKE APARTMENTS

DRAWN BY: W.S.C.	7/23/02	
DESIGNED BY: W.S.C.	7/23/02	
CHECKED BY: W.S.C.	7/23/02	
PROJECT NO: 01029		SCALE: 1"=30'

SEAL: PROFESSIONAL ENGINEER - STATE OF NEVADA — WILLIAM A. CROCKETT — No. 6777 — EXPIRES 12/31/02

SHEET C3.20
17 OF 19 SHEETS

C.L.V. DRAWING NO. 107-V3627

45283 47880