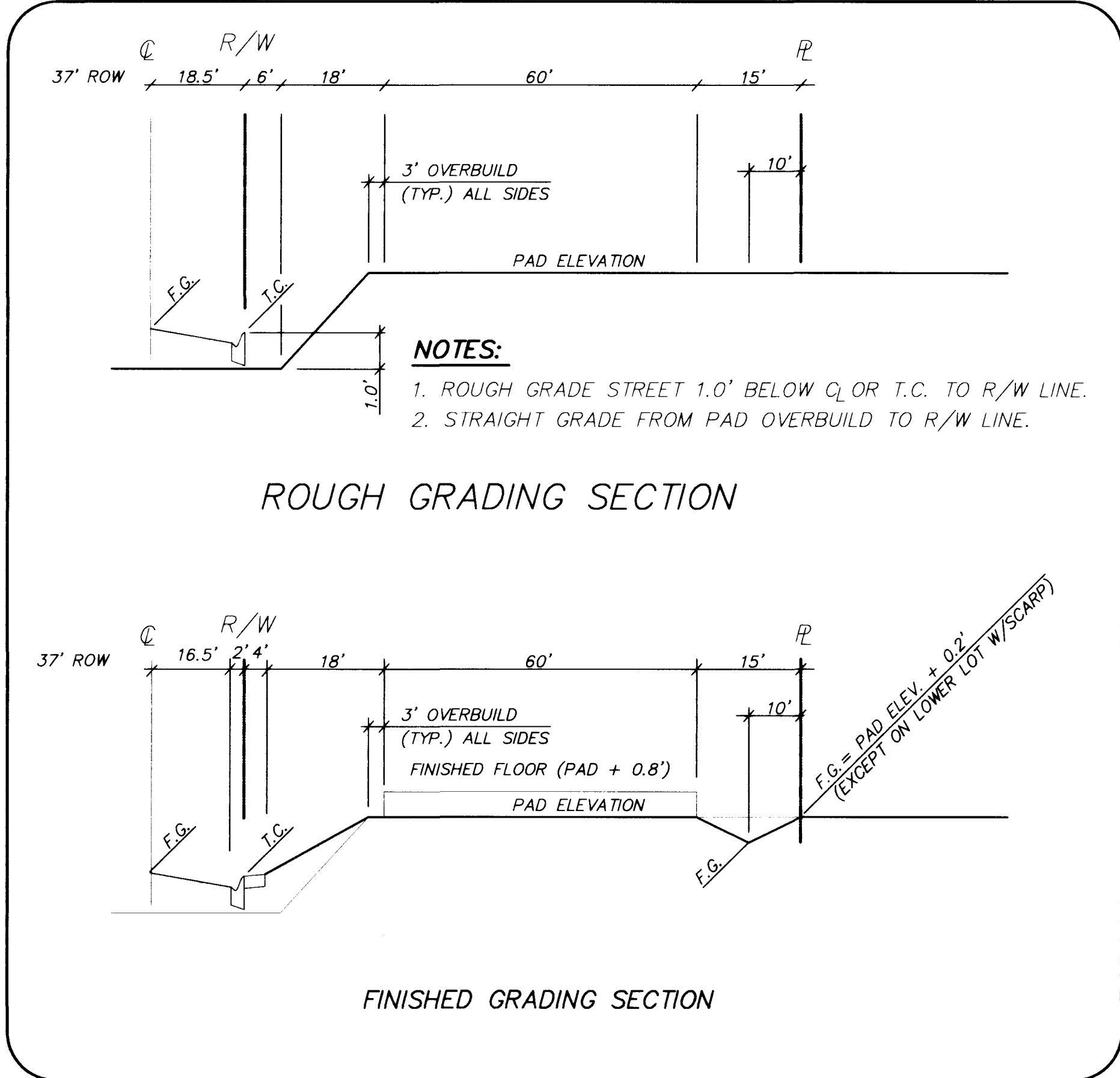
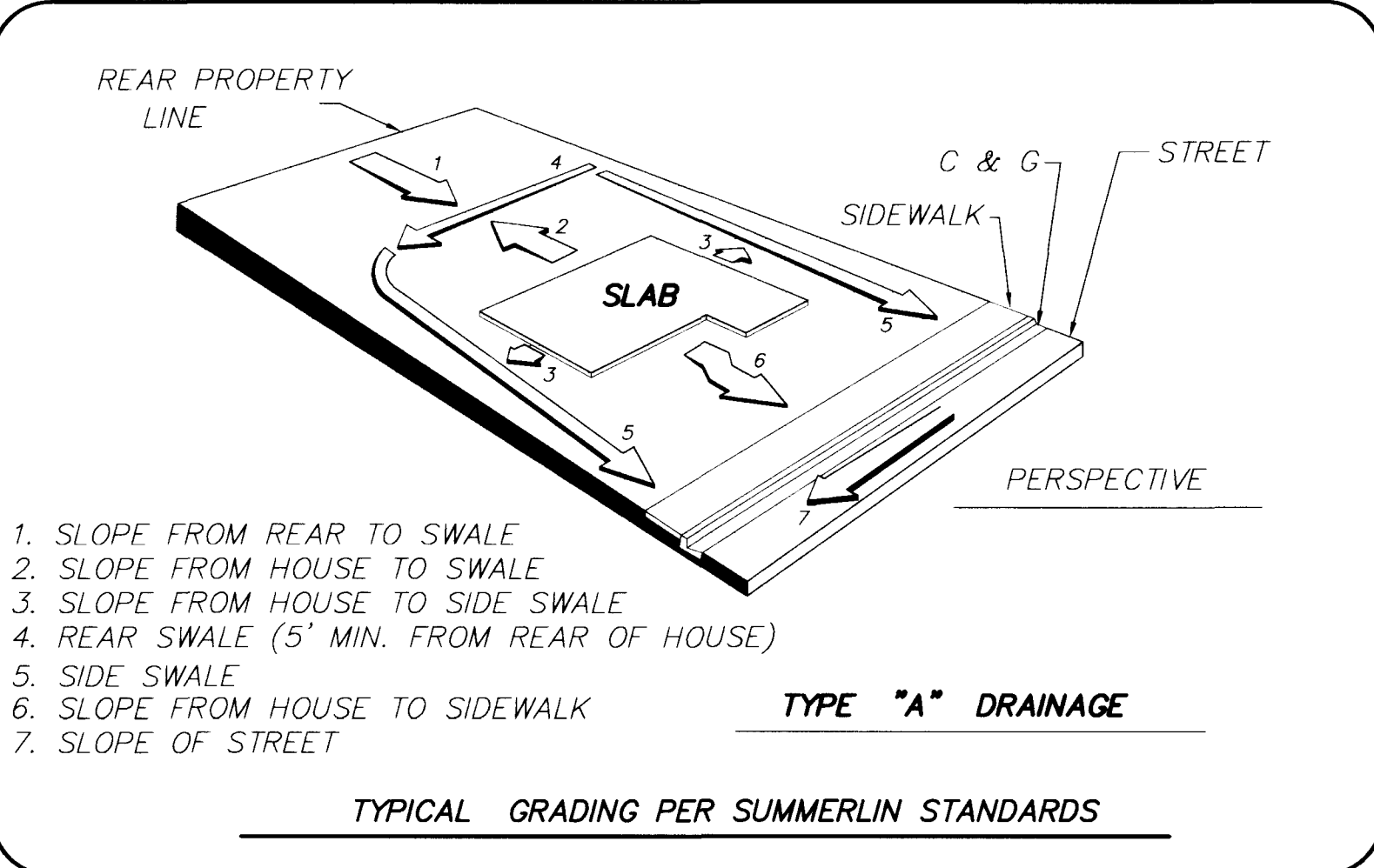


- WALL NOTES:**
1. APPROVAL OF THESE PLANS BY THE CITY ENGINEER DOES NOT PERTAIN TO CONSTRUCTION OF NEW WALLS (RETAINING OR NON-RETAINING) OR MODIFICATIONS TO EXISTING WALLS.
  2. ALL WALLS, NEW OR EXISTING, ARE REVIEWED BY THE CITY ENGINEER FOR GRADING RELATIONSHIPS ONLY.
  3. ALL WALLS, RETAINING AND NON-RETAINING, MUST BE APPROVED AND A PERMIT OBTAINED FROM THE DEPARTMENT OF BUILDING AND SAFETY.

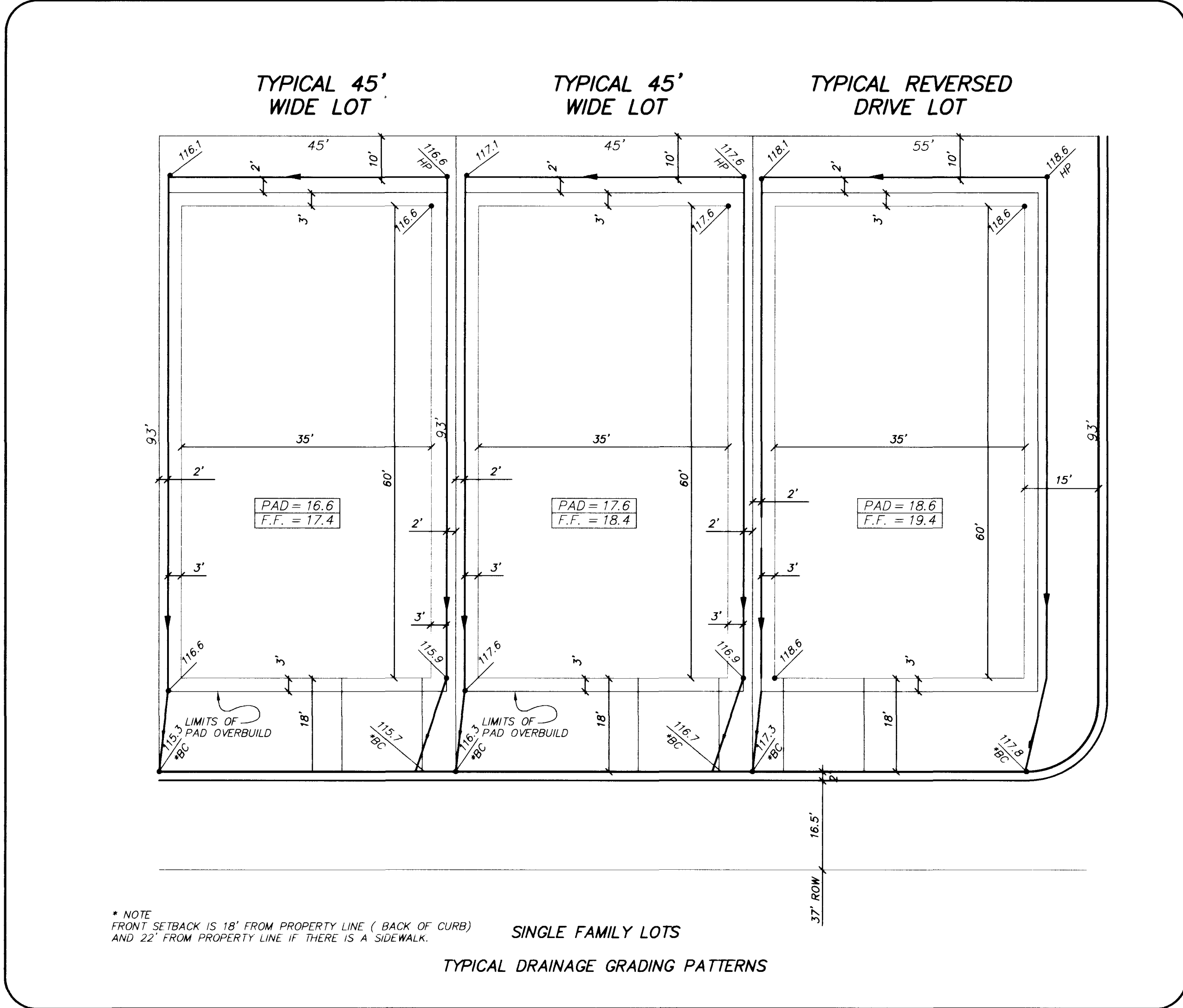
Call before you Dig  
1-800-227-2600  
UNDERGROUND SERVICE (USA)



- GRADING NOTES:**
1. INDICATED GRADES OTHER THAN T.C., F.G. & GUTTER F.L. ARE ROUGH GRADES (0.3' LOWER THAN FINISHED GRADE).
  2. THE ROUGH GRADING PLANS SHALL BE ON THE JOB SITE AT ALL TIMES. THE ROUGH GRADING SHALL BE FINISHED IN CONFORMANCE WITH THE LINES AND GRADES SHOWN ON THE PLANS. THE GRADING QUANTITIES ARE BASED ON THE ELEVATION AND DETAILS SHOWN ON THE PLANS. ANY DEVIATIONS FROM THE PLANS WILL RESULT IN QUANTITY CHANGES.
  3. CARE SHALL BE EXERCISED IN GRADING CORNER LOTS.
  4. ROUGH PAD ELEVATIONS SHALL BE GRADED TO WITHIN 0.3' OF THE PAD ELEVATIONS SHOWN ON THE PLANS.
  5. SOILS REPORT PREPARED BY TERRACON CONSULTANTS, INC., WITH PROJECT NO. 64965223
  6. EARTH QUANTITIES:
 

EXCAVATION	92,135
FILL	56,049

    - A) THE ABOVE QUANTITIES DO NOT REFLECT LOSSES DUE TO SUBSIDENCE OR SHRINKAGE.
    - B) THE ABOVE QUANTITIES DO NOT REFLECT USING TYPE 1 GRAVEL BASE MATERIAL FOR STREET SECTIONS.
    - C) THE ABOVE QUANTITIES DO NOT REFLECT ANY EARTHWORK WHICH MAY BE REQUIRED BY THE ENGINEER TO CONSTRUCT ADDITIONAL PROTECTIVE DITCHES OR BERMS NOT SHOWN ON THESE DRAWINGS.



STATION	REVISION
BY	DATE
<b>COLEMAN HOMES</b>	
<b>G. C. WALLACE, INC.</b> Engineering/Architecture 1555 SOUTH RAINBOW BLVD., LAS VEGAS, NEVADA 89102 (702) 363-1200	
<b>GRADING PLAN DETAILS II</b>	
SHEET	TITLE
05/15/98	OAK HILLS AT SUMMERLIN - PHASE III
DRAWN BY: GCW	DESIGNED BY: GCW
CHECKED BY:	PROJECT NO: 743-162
SCALE: N/A	HOR: N/A
VER:	
<b>G-5</b> 10 OF 13 SHEETS DRAWING NO. <b>107Y-4506-3</b>	

