

MH COORDINATES

MH#	NORTH	EAST
MH #1	524,693.150	575,198.531
MH #2	524,606.115	573,392.177
MH #13	524,612.347	575,889.987
MH #14	524,631.310	575,652.819

SIDEWALK RAMP TRANSITION LENGTHS

RAMP	"A"	"B"	SLOPE
◇	4.5'	9.5'	-2.71%
◇	4.5'	15'	-4.62%

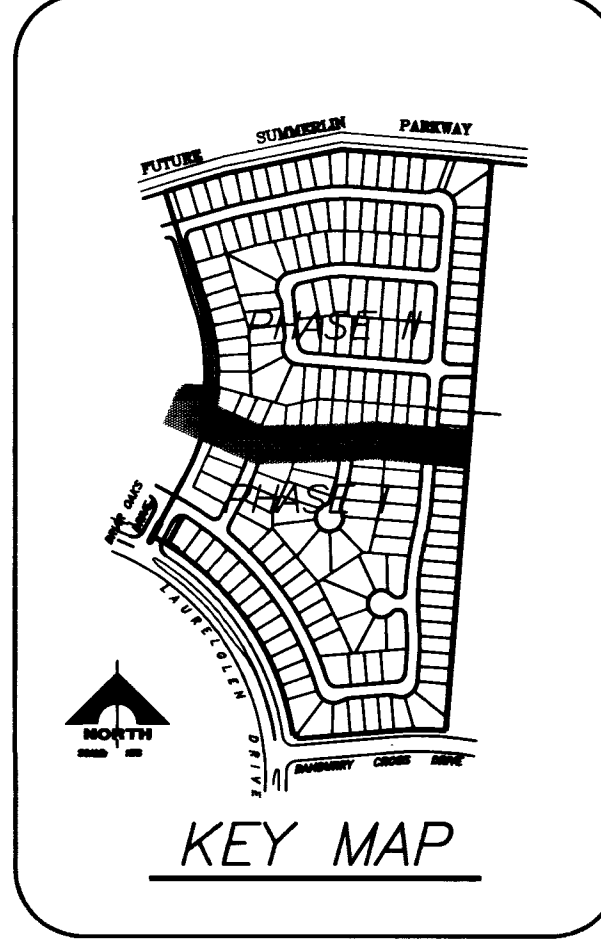
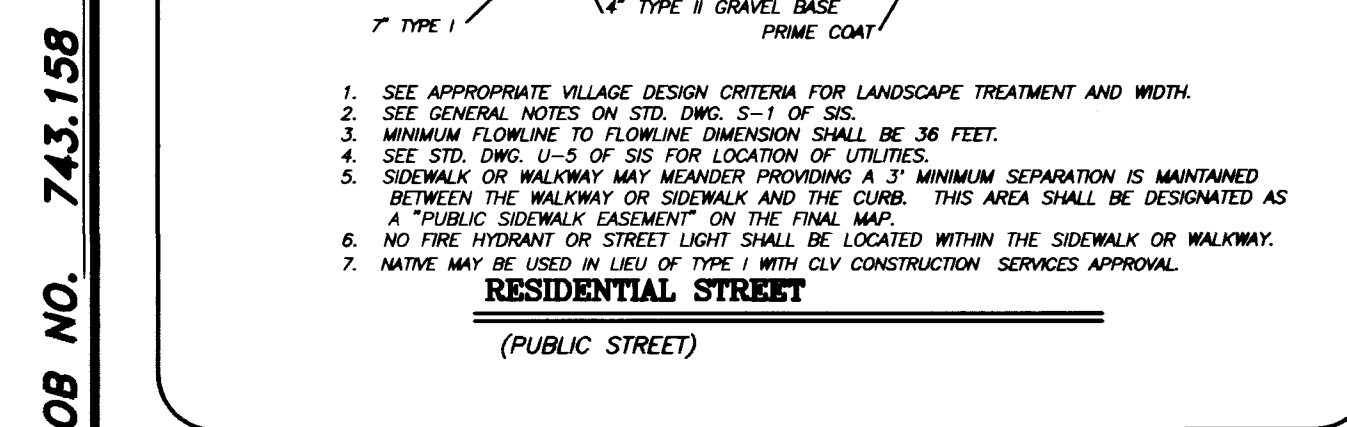
PER SUMMERLIN STD. DWG. NO. S-77 (CASE 1)

CURVE TABLE

CURVE	DELTA	RADIUS	LENGTH	TANGENT
C1	04°17'46"	281.50'	21.11'	10.56'
C2	16°51'00"	281.50'	82.79'	41.69'
C3	09°13'30"	281.50'	45.32'	22.71'
C4	09°31'27"	281.50'	46.79'	23.45'
C5	07°28'36"	318.50'	41.56'	20.81'
C6	08°13'42"	318.50'	45.74'	22.91'
C7	05°56'03"	318.50'	32.99'	16.51'
C8	13°00'08"	318.50'	72.28'	36.29'
C9	15°01'34"	318.50'	83.53'	42.01'
C10	83°18'08"	20.00'	29.08'	17.79'
C11	83°39'10"	20.00'	29.20'	17.90'

CURVE TABLE

CURVE	DELTA	RADIUS	LENGTH	TANGENT
C12	76°18'16"	20.00'	26.64'	15.71'
C13	103°46'50"	20.00'	36.23'	25.50'
C14	07°22'01"	281.50'	36.19'	18.12'
C15	28°01'42"	318.50'	155.81'	79.49'
C16	41°05'24"	281.50'	201.88'	105.50'
C17	21°38'21"	318.50'	120.29'	60.87'
C18	21°38'21"	300.00'	113.30'	57.33'
C19	41°05'24"	300.00'	215.15'	112.43'
C20	91°14'48"	20.00'	31.85'	20.44'
C21	90°00'00"	20.00'	31.42'	20.00'
C22	01°11'41"	281.50'	5.87'	2.94'
C23	102°19'49"	20.00'	35.72'	24.84'
C24	03°04'10"	481.50'	25.80'	12.90'
C25	03°20'20"	668.50'	38.96'	19.48'
C26	01°41'15"	597.98'	17.61'	8.81'
C27	03°04'11"	500.00'	26.79'	13.40'
C28	11°15'17"	650.00'	127.68'	64.05'



RECORDED
 DIVISION OF RECORDS
 COUNTY OF CLATSOP
 11306
 P.E. NO. DATE
 4-24-17

1555 SOUTH RAINBOW BLVD., LAS VEGAS, NEVADA 89102

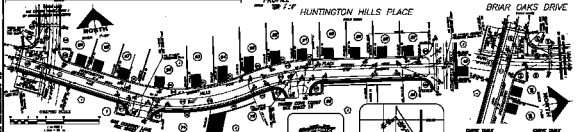
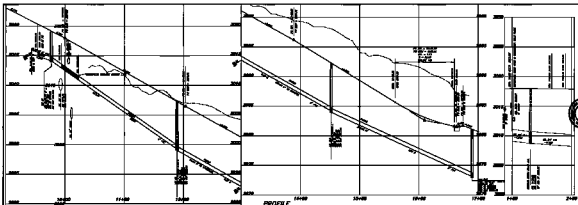
G. C. WALLACE, INC.
 Engineering/Architecture

COLEMAN HOMES
 OAK HILLS AT SUMMERLIN - PHASE I
 HUNTINGTON HILLS PLACE
 PLAN & PROFILE STA. 10+00 TO STA. 17+00

SHEET
12
 OF 24 SHEETS

JOB NO. 743.158

107Y-4506

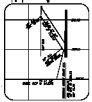


PERCENTAGE

PERCENTAGE	LENGTH	AREA
0.00	0.00	0.00
0.25	0.00	0.00
0.50	0.00	0.00
0.75	0.00	0.00
1.00	0.00	0.00
1.25	0.00	0.00
1.50	0.00	0.00
1.75	0.00	0.00
2.00	0.00	0.00
2.25	0.00	0.00
2.50	0.00	0.00
2.75	0.00	0.00
3.00	0.00	0.00
3.25	0.00	0.00
3.50	0.00	0.00
3.75	0.00	0.00
4.00	0.00	0.00
4.25	0.00	0.00
4.50	0.00	0.00
4.75	0.00	0.00
5.00	0.00	0.00
5.25	0.00	0.00
5.50	0.00	0.00
5.75	0.00	0.00
6.00	0.00	0.00
6.25	0.00	0.00
6.50	0.00	0.00
6.75	0.00	0.00
7.00	0.00	0.00
7.25	0.00	0.00
7.50	0.00	0.00
7.75	0.00	0.00
8.00	0.00	0.00
8.25	0.00	0.00
8.50	0.00	0.00
8.75	0.00	0.00
9.00	0.00	0.00
9.25	0.00	0.00
9.50	0.00	0.00
9.75	0.00	0.00
10.00	0.00	0.00

VERTICAL CURVE

STATION	ELEVATION
24+00	100.00
25+00	100.00
26+00	100.00
27+00	100.00
28+00	100.00
29+00	100.00
30+00	100.00
31+00	100.00
32+00	100.00
33+00	100.00
34+00	100.00
35+00	100.00
36+00	100.00
37+00	100.00
38+00	100.00
39+00	100.00
40+00	100.00
41+00	100.00
42+00	100.00
43+00	100.00
44+00	100.00
45+00	100.00
46+00	100.00
47+00	100.00
48+00	100.00
49+00	100.00
50+00	100.00
51+00	100.00
52+00	100.00
53+00	100.00
54+00	100.00
55+00	100.00
56+00	100.00
57+00	100.00
58+00	100.00
59+00	100.00
60+00	100.00
61+00	100.00
62+00	100.00
63+00	100.00
64+00	100.00
65+00	100.00
66+00	100.00
67+00	100.00
68+00	100.00
69+00	100.00
70+00	100.00
71+00	100.00
72+00	100.00
73+00	100.00
74+00	100.00
75+00	100.00
76+00	100.00
77+00	100.00
78+00	100.00
79+00	100.00
80+00	100.00
81+00	100.00
82+00	100.00
83+00	100.00
84+00	100.00
85+00	100.00
86+00	100.00
87+00	100.00
88+00	100.00
89+00	100.00
90+00	100.00
91+00	100.00
92+00	100.00
93+00	100.00
94+00	100.00
95+00	100.00
96+00	100.00
97+00	100.00
98+00	100.00
99+00	100.00
100+00	100.00



TABLE

STATION	ELEVATION
24+00	100.00
25+00	100.00
26+00	100.00
27+00	100.00
28+00	100.00
29+00	100.00
30+00	100.00
31+00	100.00
32+00	100.00
33+00	100.00
34+00	100.00
35+00	100.00
36+00	100.00
37+00	100.00
38+00	100.00
39+00	100.00
40+00	100.00
41+00	100.00
42+00	100.00
43+00	100.00
44+00	100.00
45+00	100.00
46+00	100.00
47+00	100.00
48+00	100.00
49+00	100.00
50+00	100.00
51+00	100.00
52+00	100.00
53+00	100.00
54+00	100.00
55+00	100.00
56+00	100.00
57+00	100.00
58+00	100.00
59+00	100.00
60+00	100.00
61+00	100.00
62+00	100.00
63+00	100.00
64+00	100.00
65+00	100.00
66+00	100.00
67+00	100.00
68+00	100.00
69+00	100.00
70+00	100.00
71+00	100.00
72+00	100.00
73+00	100.00
74+00	100.00
75+00	100.00
76+00	100.00
77+00	100.00
78+00	100.00
79+00	100.00
80+00	100.00
81+00	100.00
82+00	100.00
83+00	100.00
84+00	100.00
85+00	100.00
86+00	100.00
87+00	100.00
88+00	100.00
89+00	100.00
90+00	100.00
91+00	100.00
92+00	100.00
93+00	100.00
94+00	100.00
95+00	100.00
96+00	100.00
97+00	100.00
98+00	100.00
99+00	100.00
100+00	100.00

TABLE

STATION	ELEVATION
24+00	100.00
25+00	100.00
26+00	100.00
27+00	100.00
28+00	100.00
29+00	100.00
30+00	100.00
31+00	100.00
32+00	100.00
33+00	100.00
34+00	100.00
35+00	100.00
36+00	100.00
37+00	100.00
38+00	100.00
39+00	100.00
40+00	100.00
41+00	100.00
42+00	100.00
43+00	100.00
44+00	100.00
45+00	100.00
46+00	100.00
47+00	100.00
48+00	100.00
49+00	100.00
50+00	100.00
51+00	100.00
52+00	100.00
53+00	100.00
54+00	100.00
55+00	100.00
56+00	100.00
57+00	100.00
58+00	100.00
59+00	100.00
60+00	100.00
61+00	100.00
62+00	100.00
63+00	100.00
64+00	100.00
65+00	100.00
66+00	100.00
67+00	100.00
68+00	100.00
69+00	100.00
70+00	100.00
71+00	100.00
72+00	100.00
73+00	100.00
74+00	100.00
75+00	100.00
76+00	100.00
77+00	100.00
78+00	100.00
79+00	100.00
80+00	100.00
81+00	100.00
82+00	100.00
83+00	100.00
84+00	100.00
85+00	100.00
86+00	100.00
87+00	100.00
88+00	100.00
89+00	100.00
90+00	100.00
91+00	100.00
92+00	100.00
93+00	100.00
94+00	100.00
95+00	100.00
96+00	100.00
97+00	100.00
98+00	100.00
99+00	100.00
100+00	100.00

12

107Y-4506

WALSH & COMPANY, INC.
 1000 W. 10TH ST., SUITE 100
 DENVER, CO. 80202