


NO.	REVISIONS DESCRIPTION/DATE	BY
1	REVISED 9-2-95	JD



1100 GRIER DRIVE
LAS VEGAS, NEVADA 89119
PHONE (702) 361-9050
FAX (702) 361-0659

INCORPORATED
SEE
CONSULTING ENGINEERS

NEVADA
CLARK COUNTY
CITY OF LAS VEGAS

STRIPING AND STREET LIGHTING PLAN
FROM STA. 83+00 TO STA. 103+00
OAKLEY BOULEVARD
RAINBOW BLVD. TO DECATUR BLVD.

JOB NO.:	2-241-073
ACAD FILE:	OAKELS02
DESIGNED:	J.B.
DRAWN:	T.H.
CHECKED:	D.P.
DATE:	JUNE 1995

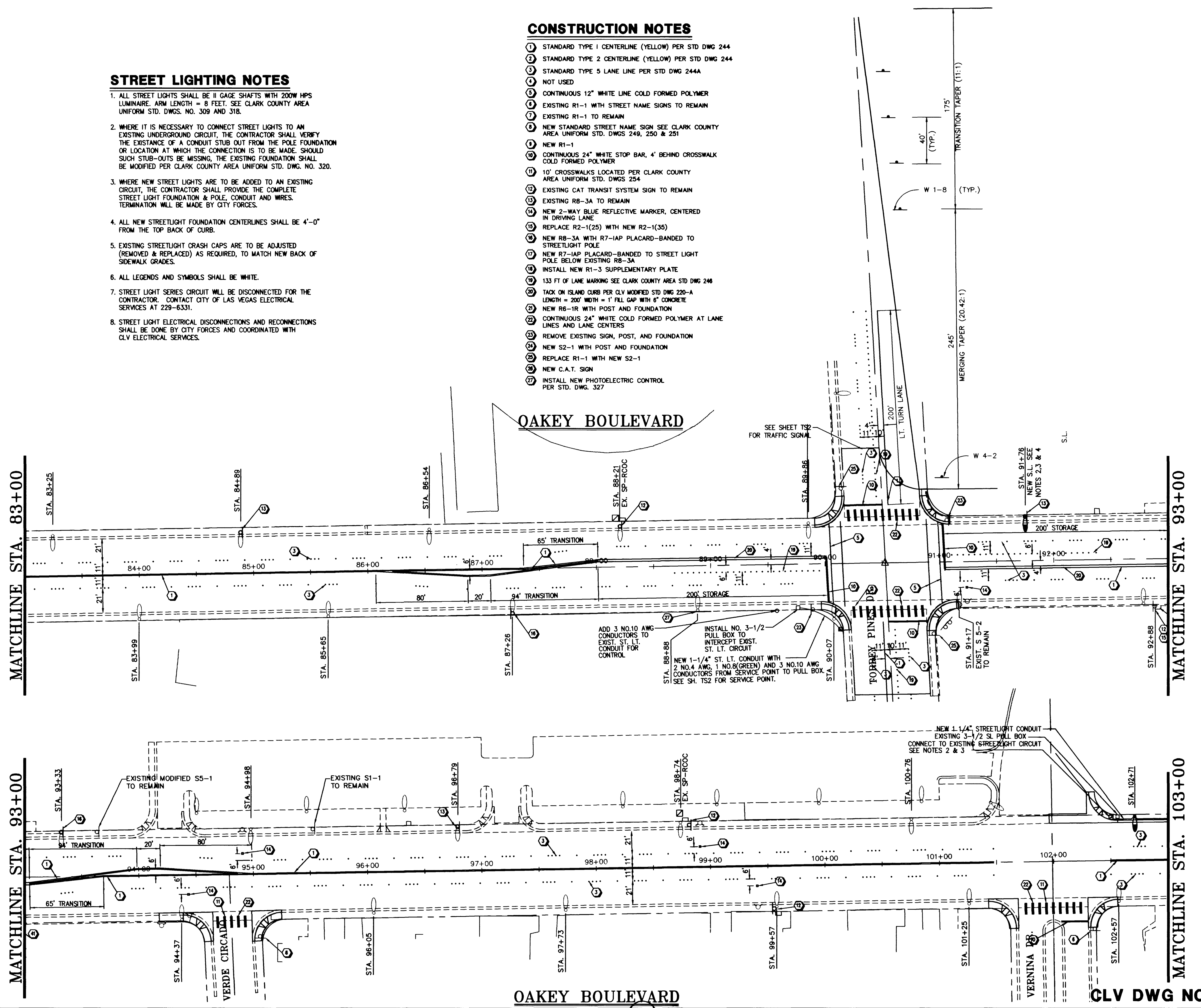
T2
26 OF 62 SHEETS

CONSTRUCTION NOTES

- 1 STANDARD TYPE 1 CENTERLINE (YELLOW) PER STD DWG 244
- 2 STANDARD TYPE 2 CENTERLINE (YELLOW) PER STD DWG 244
- 3 STANDARD TYPE 5 LANE LINE PER STD DWG 244A
- 4 NOT USED
- 5 CONTINUOUS 12" WHITE LINE COLD FORMED POLYMER
- 6 EXISTING R1-1 WITH STREET NAME SIGNS TO REMAIN
- 7 EXISTING R1-1 TO REMAIN
- 8 NEW STANDARD STREET NAME SIGN SEE CLARK COUNTY AREA UNIFORM STD. DWGS 249, 250 & 251
- 9 NEW R1-1
- 10 CONTINUOUS 24" WHITE STOP BAR, 4' BEHIND CROSSWALK COLD FORMED POLYMER
- 11 10' CROSSWALKS LOCATED PER CLARK COUNTY AREA UNIFORM STD. DWGS 254
- 12 EXISTING CAT TRANSIT SYSTEM SIGN TO REMAIN
- 13 EXISTING R8-3A TO REMAIN
- 14 NEW 2-WAY BLUE REFLECTIVE MARKER, CENTERED IN DRIVING LANE
- 15 REPLACE R2-1(25) WITH NEW R2-1(35)
- 16 NEW R8-3A WITH R7-IAP PLACARD-BANDED TO STREETLIGHT POLE
- 17 NEW R7-IAP PLACARD-BANDED TO STREET LIGHT POLE BELOW EXISTING R8-3A
- 18 INSTALL NEW R1-3 SUPPLEMENTARY PLATE
- 19 133 FT OF LANE MARKING SEE CLARK COUNTY AREA STD DWG 246
- 20 TACK ON ISLAND CURB PER CLV MODIFIED STD DWG 220-A LENGTH = 200' WIDTH = 1' FILL GAP WITH 6" CONCRETE
- 21 NEW R6-1R WITH POST AND FOUNDATION
- 22 CONTINUOUS 24" WHITE COLD FORMED POLYMER AT LANE LINES AND LANE CENTERS
- 23 REMOVE EXISTING SIGN, POST, AND FOUNDATION
- 24 NEW S2-1 WITH POST AND FOUNDATION
- 25 REPLACE R1-1 WITH NEW S2-1
- 26 NEW C.A.T. SIGN
- 27 INSTALL NEW PHOTOELECTRIC CONTROL PER STD. DWG. 327

STREET LIGHTING NOTES

1. ALL STREET LIGHTS SHALL BE II GAGE SHAFTS WITH 200W HPS LUMINAIRE. ARM LENGTH = 8 FEET. SEE CLARK COUNTY AREA UNIFORM STD. DWGS. NO. 309 AND 318.
2. WHERE IT IS NECESSARY TO CONNECT STREET LIGHTS TO AN EXISTING UNDERGROUND CIRCUIT, THE CONTRACTOR SHALL VERIFY THE EXISTANCE OF A CONDUIT STUB OUT FROM THE POLE FOUNDATION OR LOCATION AT WHICH THE CONNECTION IS TO BE MADE. SHOULD SUCH STUB-OUTS BE MISSING, THE EXISTING FOUNDATION SHALL BE MODIFIED PER CLARK COUNTY AREA UNIFORM STD. DWG. NO. 320.
3. WHERE NEW STREET LIGHTS ARE TO BE ADDED TO AN EXISTING CIRCUIT, THE CONTRACTOR SHALL PROVIDE THE COMPLETE STREET LIGHT FOUNDATION & POLE, CONDUIT AND WIRES. TERMINATION WILL BE MADE BY CITY FORCES.
4. ALL NEW STREETLIGHT FOUNDATION CENTERLINES SHALL BE 4'-0" FROM THE TOP BACK OF CURB.
5. EXISTING STREETLIGHT CRASH CAPS ARE TO BE ADJUSTED (REMOVED & REPLACED) AS REQUIRED, TO MATCH NEW BACK OF SIDEWALK GRADES.
6. ALL LEGENDS AND SYMBOLS SHALL BE WHITE.
7. STREET LIGHT SERIES CIRCUIT WILL BE DISCONNECTED FOR THE CONTRACTOR. CONTACT CITY OF LAS VEGAS ELECTRICAL SERVICES AT 229-6331.
8. STREET LIGHT ELECTRICAL DISCONNECTIONS AND RECONNECTIONS SHALL BE DONE BY CITY FORCES AND COORDINATED WITH CLV ELECTRICAL SERVICES.



Call before you Dig.
1-800-227-2600

OAKLEY BOULEVARD

GLV DWG NO. 107-V2247

AS BUILT

18.2.77

STREET LIGHTING NOTES

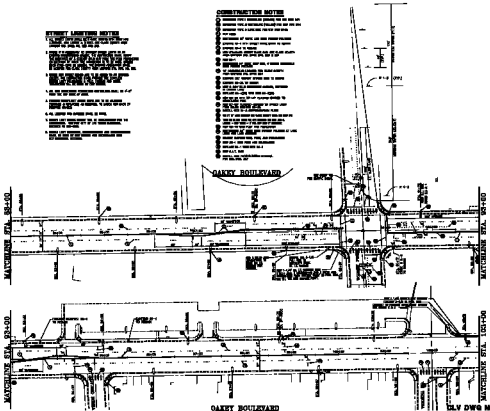
1. ALL LIGHT FIXTURES SHALL BE OF THE TYPE SHOWN ON THE DRAWING UNLESS OTHERWISE NOTED.
2. ALL LIGHT FIXTURES SHALL BE OF THE TYPE SHOWN ON THE DRAWING UNLESS OTHERWISE NOTED.
3. ALL LIGHT FIXTURES SHALL BE OF THE TYPE SHOWN ON THE DRAWING UNLESS OTHERWISE NOTED.
4. ALL LIGHT FIXTURES SHALL BE OF THE TYPE SHOWN ON THE DRAWING UNLESS OTHERWISE NOTED.
5. ALL LIGHT FIXTURES SHALL BE OF THE TYPE SHOWN ON THE DRAWING UNLESS OTHERWISE NOTED.
6. ALL LIGHT FIXTURES SHALL BE OF THE TYPE SHOWN ON THE DRAWING UNLESS OTHERWISE NOTED.
7. ALL LIGHT FIXTURES SHALL BE OF THE TYPE SHOWN ON THE DRAWING UNLESS OTHERWISE NOTED.
8. ALL LIGHT FIXTURES SHALL BE OF THE TYPE SHOWN ON THE DRAWING UNLESS OTHERWISE NOTED.
9. ALL LIGHT FIXTURES SHALL BE OF THE TYPE SHOWN ON THE DRAWING UNLESS OTHERWISE NOTED.
10. ALL LIGHT FIXTURES SHALL BE OF THE TYPE SHOWN ON THE DRAWING UNLESS OTHERWISE NOTED.

CONSTRUCTION NOTES

1. ALL WORK SHALL BE IN ACCORDANCE WITH THE LATEST EDITIONS OF THE STANDARD SPECIFICATIONS FOR HIGHWAY CONSTRUCTION, SEVENTH EDITION, 1985, AS AMENDED.
2. ALL WORK SHALL BE IN ACCORDANCE WITH THE LATEST EDITIONS OF THE STANDARD SPECIFICATIONS FOR HIGHWAY CONSTRUCTION, SEVENTH EDITION, 1985, AS AMENDED.
3. ALL WORK SHALL BE IN ACCORDANCE WITH THE LATEST EDITIONS OF THE STANDARD SPECIFICATIONS FOR HIGHWAY CONSTRUCTION, SEVENTH EDITION, 1985, AS AMENDED.
4. ALL WORK SHALL BE IN ACCORDANCE WITH THE LATEST EDITIONS OF THE STANDARD SPECIFICATIONS FOR HIGHWAY CONSTRUCTION, SEVENTH EDITION, 1985, AS AMENDED.
5. ALL WORK SHALL BE IN ACCORDANCE WITH THE LATEST EDITIONS OF THE STANDARD SPECIFICATIONS FOR HIGHWAY CONSTRUCTION, SEVENTH EDITION, 1985, AS AMENDED.
6. ALL WORK SHALL BE IN ACCORDANCE WITH THE LATEST EDITIONS OF THE STANDARD SPECIFICATIONS FOR HIGHWAY CONSTRUCTION, SEVENTH EDITION, 1985, AS AMENDED.
7. ALL WORK SHALL BE IN ACCORDANCE WITH THE LATEST EDITIONS OF THE STANDARD SPECIFICATIONS FOR HIGHWAY CONSTRUCTION, SEVENTH EDITION, 1985, AS AMENDED.
8. ALL WORK SHALL BE IN ACCORDANCE WITH THE LATEST EDITIONS OF THE STANDARD SPECIFICATIONS FOR HIGHWAY CONSTRUCTION, SEVENTH EDITION, 1985, AS AMENDED.
9. ALL WORK SHALL BE IN ACCORDANCE WITH THE LATEST EDITIONS OF THE STANDARD SPECIFICATIONS FOR HIGHWAY CONSTRUCTION, SEVENTH EDITION, 1985, AS AMENDED.
10. ALL WORK SHALL BE IN ACCORDANCE WITH THE LATEST EDITIONS OF THE STANDARD SPECIFICATIONS FOR HIGHWAY CONSTRUCTION, SEVENTH EDITION, 1985, AS AMENDED.



Call
before you
dig
800-4-A-SAFE



OAKY BOULEVARD

DLV DWG NO. 107-V2247

AS BUILT

STRIPING AND STREET LIGHTING PLAN
 FROM STA. 98+00 TO STA. 101+00
 OAKY BOULEVARD
 WASHINGTON TOWNSHIP, MI 48090

DATE: 10/1/88

SCALE: AS SHOWN

T2

10/1/88