PRESSURE NOTE

THIS PROJECT MAY HAVE STATIC PRESSURES THAT EXCEED 80 PSI.
THE UNIFORM PLUMBING CODE REQUIRES INDIVIDUAL PRESSURE REGULATING VALVES WHEN STATIC PRESSURE EXCEEDS 80 PSI

BENCHMARK

CLV BM "1LV10 5NEE6"
BEING A RIVET AND PLATE IN TOP OF CURB, NW RETURN OF DEL REY AVENUE AND DURANGO ROAD.
ELEV=2563.04 FEET (NGVD 29)
ELEV=2565.49 FEET (812.4423 METERS) (NAVD88)

BASIS OF BEARING

S 89°40'03" W: BEING THE CENTERLINE OF CHARLESTON BOULEVARD AS LISTED IN BOOK 36, PAGE 61 OF PLATS.

CITY OF LAS VEGAS FIRE DEPARTMENT FIRE FLOW CALCULATIONS

FIRE FLOW REQUIREMENT IS: 1500 GALLONS PER MINUTE

BASED ON:

- SQUARE FOOTAGE: 5,047 SQUARE FEET
- LARGEST AREA BETWEEN 4-HOUR AREA SEPARATION WALLS: 5,047 SQUARE FEET
- BUILDING HEIGHT: 23' FEET
- NUMBER OF STORIES: SINGLE FLOOR
- TYPE OF CONSTRUCTION: V-NR
- OCCUPANCY: A-3
- FULL AUTOMATIC FIRE SPRINKLER SYSTEM: YES

REVIEWED BY:
DATE: 8-12-98

LEGEND

- CENTERLINE STREET
- BOUNDARY LINE
- EXISTING CURB & GUTTER
- EXIST. GAS
- EXIST. STORM DRAIN
- ℄ CENTERLINE
- DI DROP INLET
- EX. EXISTING
- G GAS
- MH MANHOLE
- POC POINT OF CONNECTION
- R/W RIGHT-OF-WAY
- SL STREET LIGHT
- SD STORM DRAIN
- SDMH STORM DRAIN MANHOLE
- STA. STATION
- TBC TOP BACK OF CURB
- POC POINT OF CONNECTION
- UTILITY/POWER POLE
- GUY WIRE ANCHOR

GRAPHIC SCALE
50 0 25 50 100 200
(IN FEET)
1 inch = 50 ft.

NORTH
1" = 50'

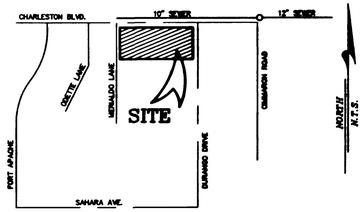

LOCATION MAP
ON SITE 8" SEWER DISCHARGES INTO 12" SEWER AT CHARLESTON BLVD. AND CIMMARON ROAD, SEE LOCATION MAP

CONSTRUCTION NOTES

1. FIRE LANE CURB TO BE PAINTED RED

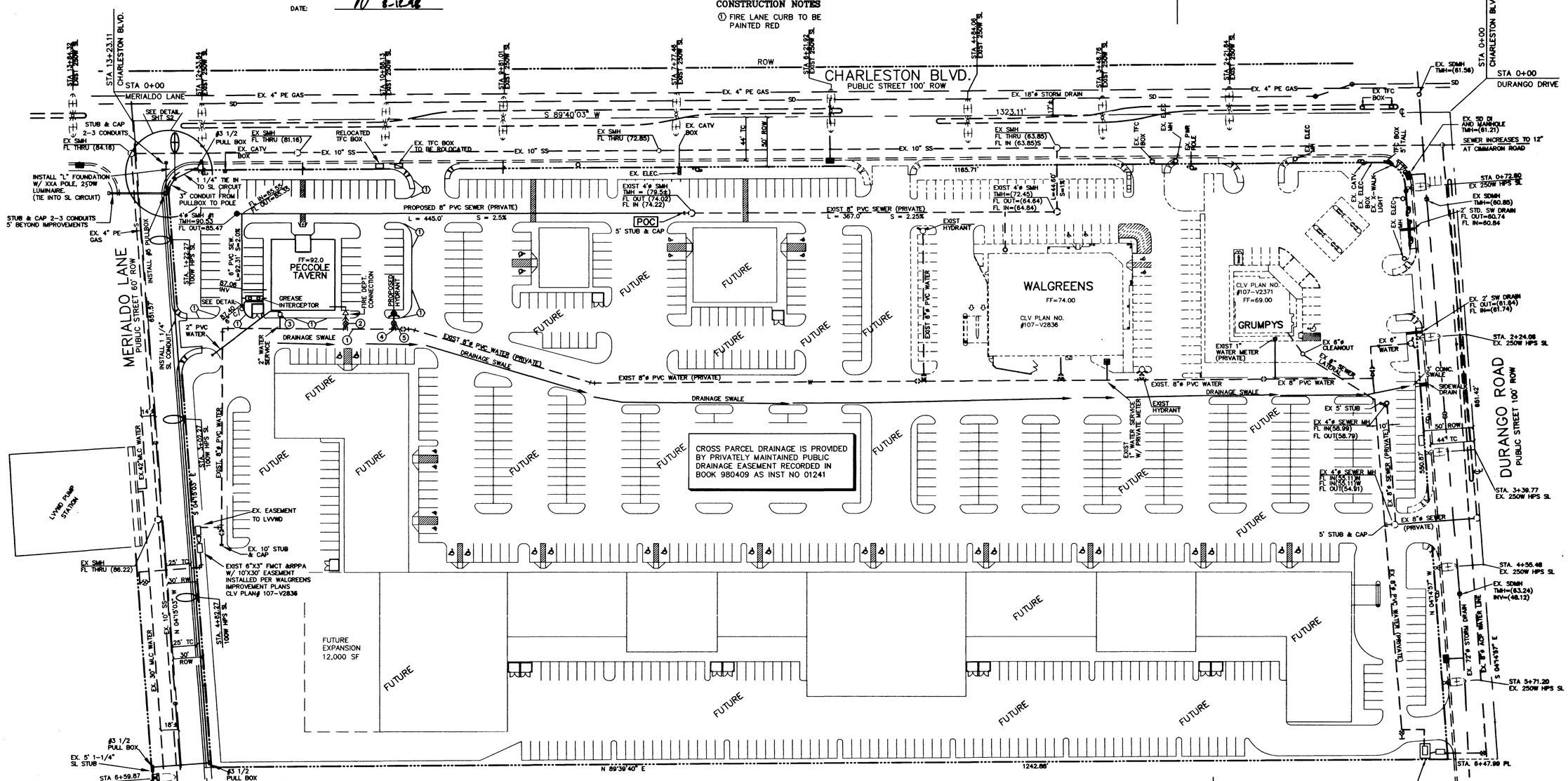

SEWER CONTRIBUTION

USE CODE	510
FIXTURE COUNT	55
E.R.U. = 55 X 0.45	24.75
AVERAGE DAILY FLOW =	6190 G.P.D.
	.0096 C.F.S.
PEAK FLOW (X3.1) =	189,189 GPD
	0.029 CFS

SEWER QUANTITIES

8" PVC SEWER	445.0 LF
6" PVC SEWER	92.31 LF
4'ø SEWER MH	1 EA
6"ø SEWER CLEANOUT	1 EA

WATER QUANTITIES

6"ø PVC WATER	20.5 LF
4"ø PVC WATER	16.5 LF
8"X8"X6" TEE	1 EA
8"X8"X4" TEE	1 EA
6" GATE VALVE	1 EA
4" GATE VALVE	1 EA
HYDRANT ASSEMBLY	1 EA

WATER LEGEND

1. 8"X8"X4" TEE
2. 4" GATE VALVE
3. 1 1/2" PRIVATE WATER METER
4. 8"X8"X6" TEE
5. 6" GATE VALVE

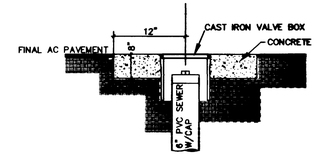

SEWER CLEAN OUT DETAIL

AVOID CUTTING UNDERGROUND UTILITY LINES. IT'S COSTLY.
Call before you Dig.
1-800-227-2600
(48 hrs. Advance Notice Required)

D:\PROJ\PTAV\DWG\TAV98UTL 08-13-98

REV	DATE	BY	DESCRIPTION

THREE B's INC.
525 SOUTH 6th STREET
LAS VEGAS, NEVADA 89101
366-9140

GPR Associates Ltd.
3871 S. VALLEY VIEW #8 PH (702) 876-2341
LAS VEGAS, NEVADA 89103 FAX (702) 876-8395

SHEET: MASTER UTILITY PLAN

PROJECT: PECCOLE TAVERN ● CHARLESTON-DURANGO COMMERCIAL CENTER

DRAWN BY:	DESIGNED BY:	CHECKED BY:	PROJECT NO.	SCALE
BS	RLB	RPJ	224-97-004	1" = 50'
09-25-97	09-25-97	09-25-97		

SEAL
REGISTERED PROFESSIONAL ENGINEER STATE OF NEVADA
REESE A. JARRELL
CIVIL
No. 7687
8/11/98

SHEET
C3

SHEET 3 OF 6 SHEETS
DRAWING NO.
CLV PLAN #107-V 2858

CITY OF LAS VEGAS FIRE DEPARTMENT
FIRE FLOW CALCULATIONS

LEGEND

CHARLESTON BLVD.

MERIDIAN LANE

DURANGO ROAD

WALGREENS

SEWER CONTRIBUTION

SEWER QUANTITIES

WATER QUANTITIES

WATER LEGEND

MASTER UTILITY PLAN

PECORIS TAVERN

C3