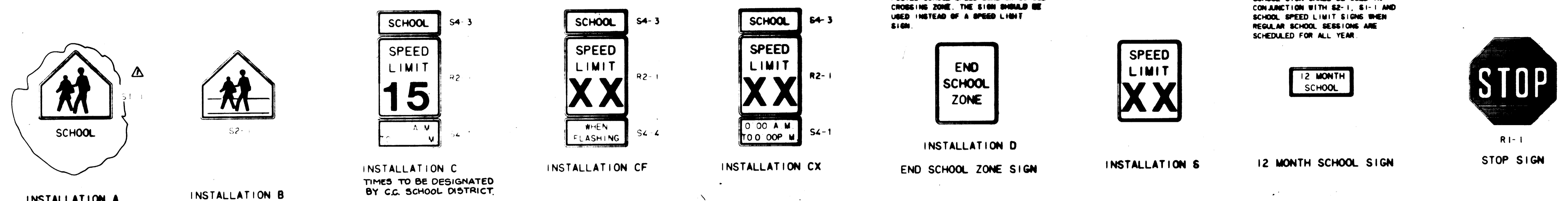


### SCHOOL AREA SIGNAGE



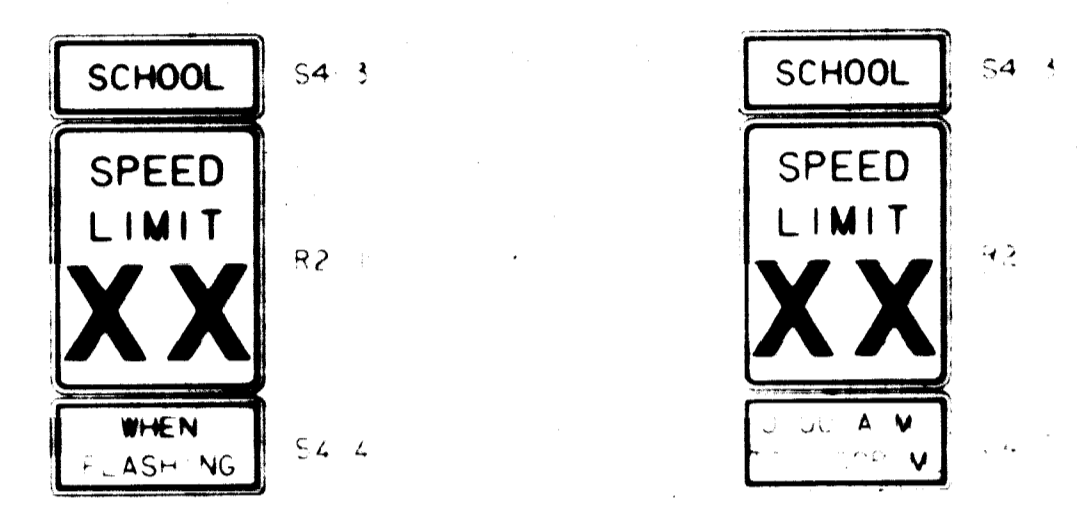
THE END SCHOOL ZONE SIGN SHOULD BE USED TO END AN AUTHORIZED AND POSTED SCHOOL SPEED ZONE OR SCHOOL CROSSING ZONE. THE SIGN SHOULD BE USED INSTEAD OF A SPEED LIMIT SIGN.

THE ALTERNATE LEGEND 12 MONTH SCHOOL SIGN SHALL BE USED IN CONJUNCTION WITH S2-1, S1-1 AND SCHOOL SPEED LIMIT SIGNS WHEN REGULAR SCHOOL SESSIONS ARE SCHEDULED FOR ALL YEAR.

### MISCELLANEOUS SIGNAGE

THE SCHOOL FLASHER SPEED LIMIT SIGN SHALL BE USED AT ALL SCHOOL ZONES AND SCHOOL CROSSING ZONES WHEN SCHOOL FLASHERS ARE USED.

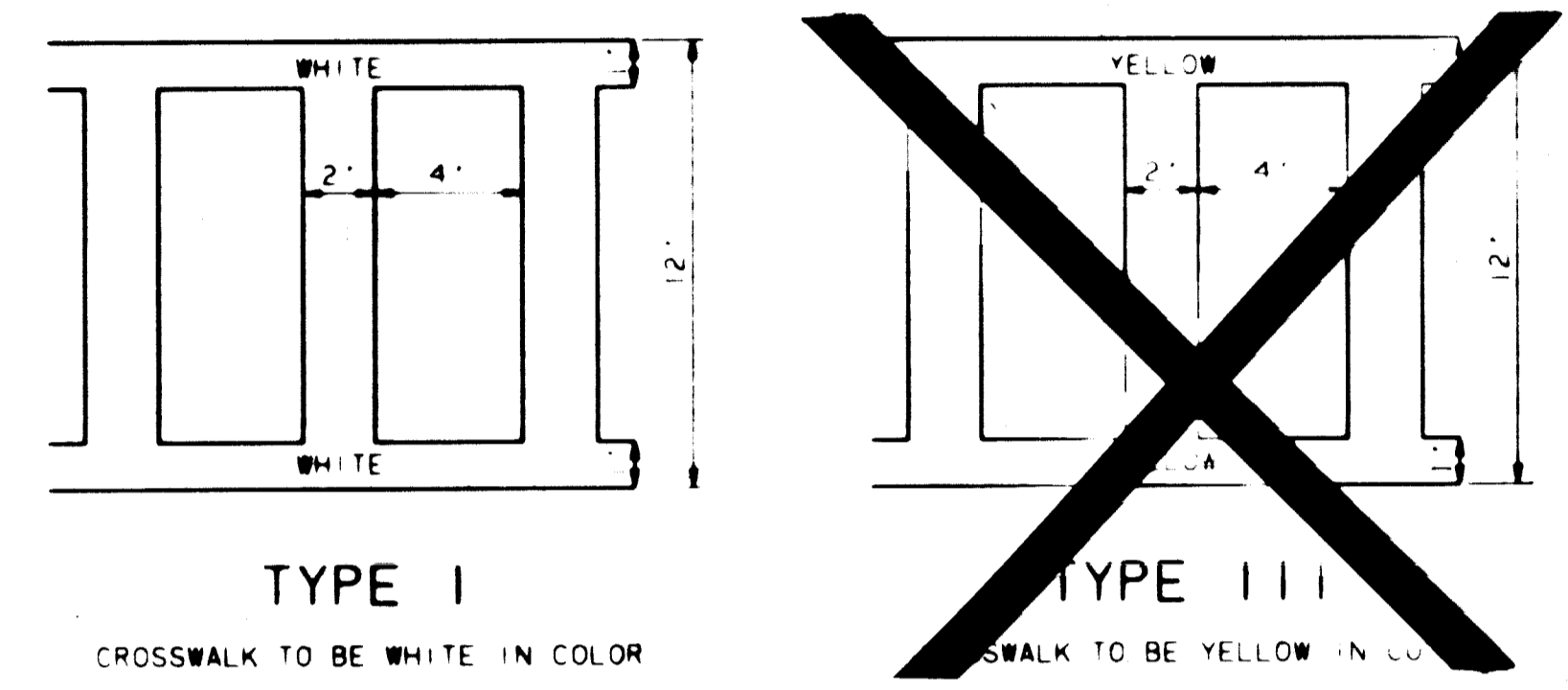
IN AN AREA OF THE STATE WHERE SCHOOL CROSSINGS NOT ADJACENT TO SCHOOL ZONES ARE GREATER THAN 400 FT, THE FOLLOWING SIGNS SHOULD BE USED:



#### TRAFFIC SIGNAGE REQUIREMENTS:

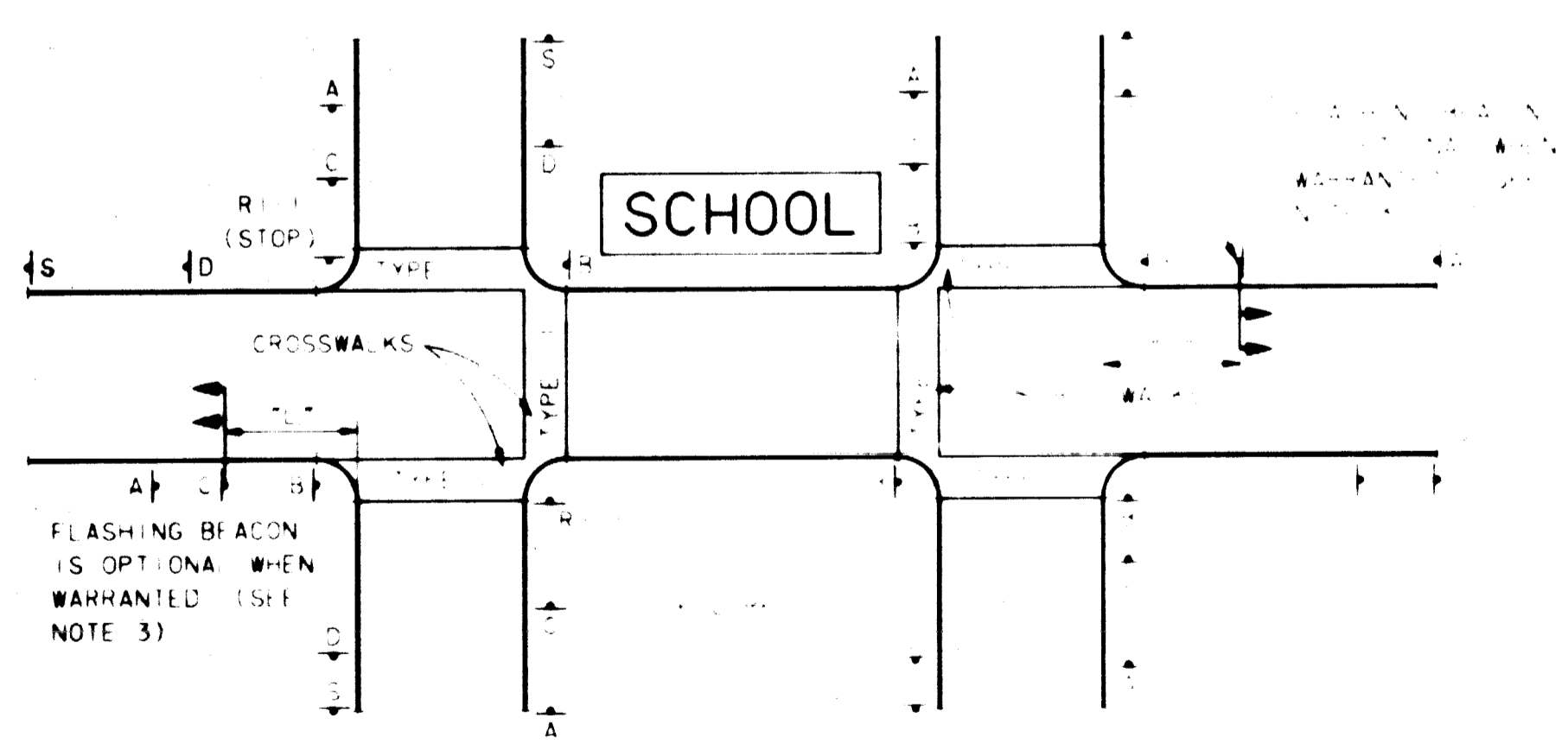
- The following recommendations are made in order to provide optimum traffic safety:
1. Install "School" (S4-3), "Speed Limit 15" (R2-1) and "8:00 AM - 3:45 PM" sign combinations at the following locations:
    - On Gowan Road, both east of Quadrel facing westbound traffic, and east of Valadez Street facing eastbound traffic
    - On Valadez Street, both south of Gowan facing southbound traffic, and north of Delhi facing northbound traffic
    - On Delhi east of Valadez facing eastbound traffic
  2. Install an east/west crosswalk along the south side of Gowan Road at Conough Lane.
  3. The Off-street bus lane along Valadez and the access drive between Valadez and Gowan should both be signed to operate with one-way traffic in a northerly direction.

### CROSSWALK TYPES

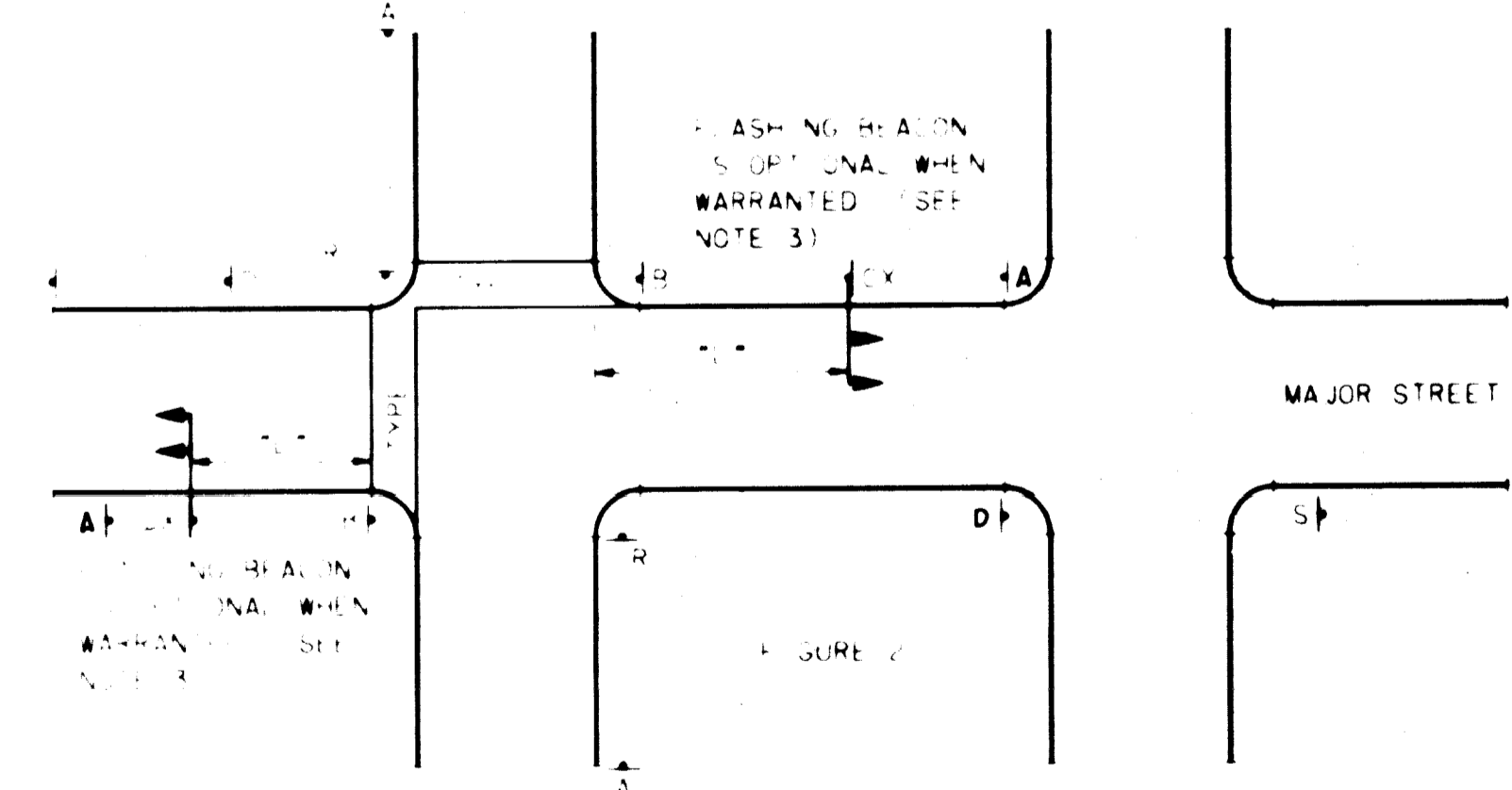


Traffic Management Division  
 Approved  
 [Signature]

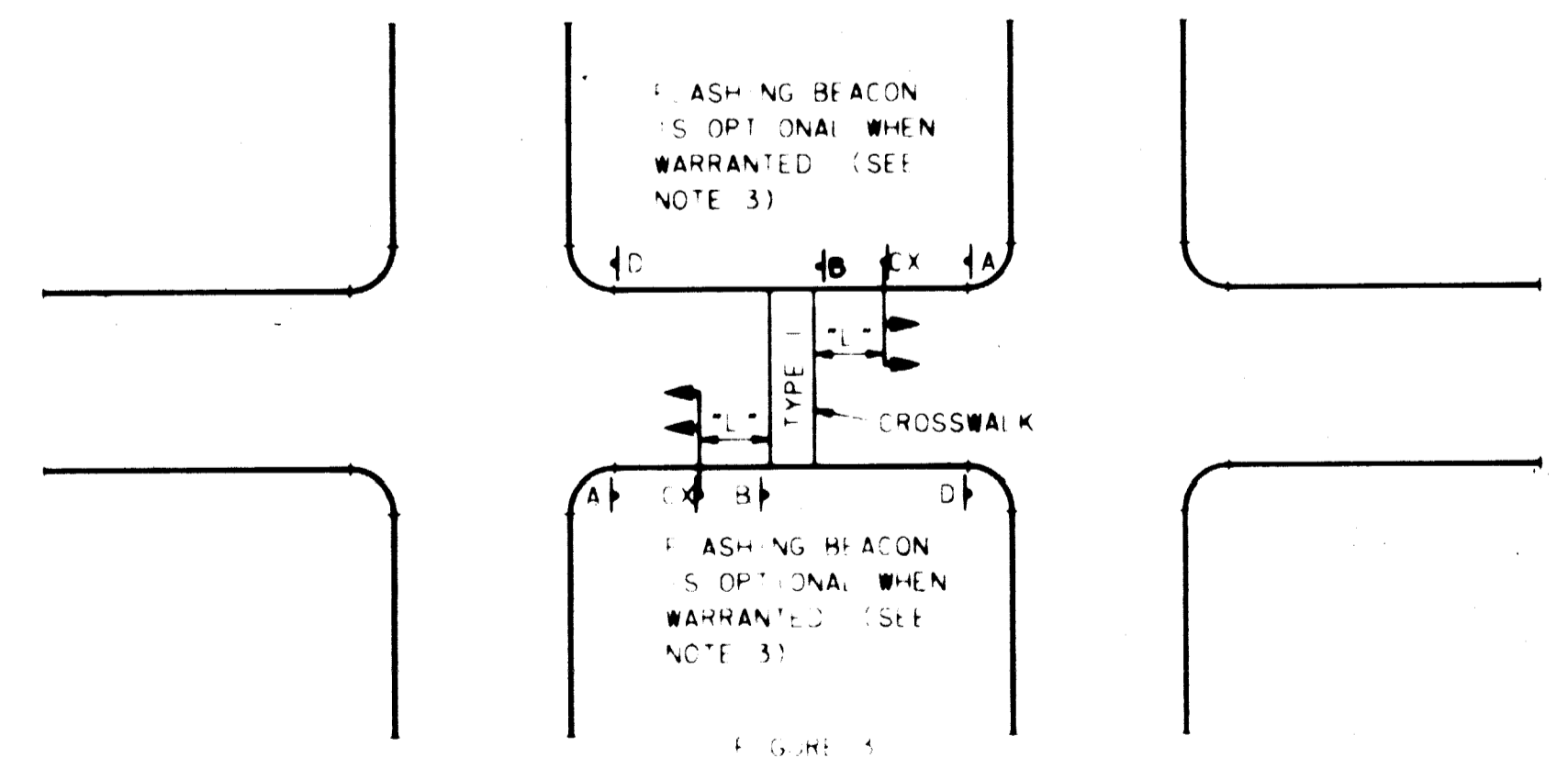
### SCHOOL ZONES AND SCHOOL CROSSINGS IN SCHOOL ZONES



### SCHOOL CROSSING NOT IN A SCHOOL ZONE



### MID-BLOCK SCHOOL CROSSING NOT IN A SCHOOL ZONE



- NOTES
1. ANY CROSSWALK ON A MAJOR STREET SHALL BE ADJACENT TO A SCHOOL ZONE OR CROSSING ZONE.
  2. IF A STOP SIGN IS PLACED AT THE INTERSECTION, INSTALLATION B AT THE INTERSECTION IS WARRANTED.
  3. WHEN FLASHING BEACON IS USED, USE INSTALLATION CF FOR EX.
  4. TLT SHOULD BE NO GREATER THAN 200'

- NOTES
1. CROSSWALKS NOT IN A SCHOOL ZONE SHALL BE TYPE I.
  2. THE SPEED LIMIT SIGN IS REQUIRED AT ALL INTERSECTIONS AND PLACED AT THE INTERSECTION.
  3. WHEN FLASHING BEACON IS USED, USE INSTALLATION CF FOR EX.
  4. TLT SHOULD BE NO GREATER THAN 200'

- NOTES
1. CROSSWALKS NOT IN A SCHOOL ZONE SHALL BE TYPE I.
  2. THE SPEED LIMIT SIGN IS REQUIRED AT ALL INTERSECTIONS AND PLACED AT THE INTERSECTION.
  3. WHEN FLASHING BEACON IS USED, USE INSTALLATION CF FOR EX.
  4. TLT SHOULD BE NO GREATER THAN 200'

REGISTERED PROFESSIONAL ENGINEER  
 JAMES R. DAVIS  
 CIVIL  
 No. 8292

MARTIN & MARTIN  
 CIVIL ENGINEERS  
 1701 W. CHARLESTON BLVD.  
 SUITE 420  
 LAS VEGAS, NEVADA 89102  
 PHONE (702) 386-8005

ARCHITECTS  
 ARTURO CAMBERO A.I.A.

CLARK COUNTY SCHOOL DISTRICT  
 4880 EUCALYPTUS AVENUE 799-5025 LAS VEGAS, NEVADA 89121

MARC'A KAHERE ELEMENTARY SCHOOL

PROJECT

DRAWING TITLE TRAFFIC SIGNAGE DETAILS



INSTALLATION 1



INSTALLATION 2



INSTALLATION 3  
SCHOOL SPEED LIMIT 15  
SCHOOL ZONE



INSTALLATION 4



INSTALLATION 5

INSTALLATION 6  
SCHOOL ZONE ADVANCE SIGN



INSTALLATION 6  
SCHOOL ZONE ADVANCE SIGN



INSTALLATION 7

INSTALLATION 8  
SCHOOL ZONE ADVANCE SIGN



INSTALLATION 8  
SCHOOL ZONE ADVANCE SIGN



INSTALLATION 9  
STOP SIGN

MISCELLANEOUS STORAGE

INSTALLATION 10  
SCHOOL PLANKER  
SCHOOL PLANKER  
SCHOOL PLANKER



INSTALLATION 10  
SCHOOL PLANKER  
SCHOOL PLANKER

INSTALLATION 11  
SCHOOL CROSSING  
SCHOOL CROSSING  
SCHOOL CROSSING



INSTALLATION 11  
SCHOOL CROSSING  
SCHOOL CROSSING

MISCELLANEOUS STORAGE

- INSTALLATION 12  
SCHOOL ZONE ADVANCE SIGN
1. SCHOOL ZONE ADVANCE SIGN SHALL BE PLACED AT THE BEGINNING OF THE SCHOOL ZONE.
  2. SCHOOL ZONE ADVANCE SIGN SHALL BE PLACED AT THE BEGINNING OF THE SCHOOL ZONE.
  3. SCHOOL ZONE ADVANCE SIGN SHALL BE PLACED AT THE BEGINNING OF THE SCHOOL ZONE.
  4. SCHOOL ZONE ADVANCE SIGN SHALL BE PLACED AT THE BEGINNING OF THE SCHOOL ZONE.
  5. SCHOOL ZONE ADVANCE SIGN SHALL BE PLACED AT THE BEGINNING OF THE SCHOOL ZONE.
  6. SCHOOL ZONE ADVANCE SIGN SHALL BE PLACED AT THE BEGINNING OF THE SCHOOL ZONE.

CROSSWALK TYPES



TYPE I  
CROSSWALK



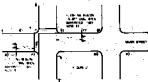
TYPE II  
CROSSWALK

SCHOOL ZONES AND SCHOOL CROSSINGS  
IN SCHOOL ZONES



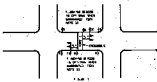
INSTALLATION 13  
SCHOOL ZONE ADVANCE SIGN

SCHOOL CROSSING NOT IN A SCHOOL ZONE



INSTALLATION 14  
SCHOOL CROSSING SIGN

MID-BLOCK SCHOOL  
CROSSING NOT IN A SCHOOL ZONE



INSTALLATION 15  
MID-BLOCK SCHOOL CROSSING SIGN



CLATSOP COUNTY SCHOOL DISTRICT  
MADISON ELEMENTARY SCHOOL